

2011 WMU FOOTBALL



BIO/RECORD BOOK



2011 FOOTBALL SCHEDULE

Sept. 3	at Michigan !.....	3:30 p.m.
Sept. 10	NICHOLLS.....	7 P.M.
Sept. 17	CENTRAL MICHIGAN *.....	12 p.m.
Sept. 24	at Illinois.....	TBA
Oct. 1	at Connecticut.....	TBA
Oct. 8	BOWLING GREEN *^.....	2 p.m.
Oct. 15	at Northern Illinois *.....	2:30 p.m. CT
Oct. 22	at Eastern Michigan *.....	1 p.m.
Oct. 29	BALL STATE *.....	2 p.m.
Nov. 8	at Toledo *%.....	8 p.m.
Nov. 16	at Miami *%.....	8 p.m.
Nov. 25	Akron *\$.....	TBA
Dec. 2	MAC Championship ~.....	7 p.m.

* MAC Game
 ^ 2011 Homecoming Game
 % ESPN2/ESPNU
 \$ ESPNU/ESPN3.com
 ! ABC/ESPN2
 ~ ESPN2
 HOME GAMES IN ALL CAPS

2010 FOOTBALL RESULTS

Sept. 4	at Michigan State.....	L, 14-38
Sept. 11	Nicholls State.....	W, 49-14
Sept. 18	Toledo.....	L, 24-37
Sept. 25	Open.....	
Oct. 2	Idaho.....	L, 13-33
Oct. 9	at Ball State.....	W, 45-16
Oct. 16	at Notre Dame.....	L, 20-44
Oct. 23	at Akron.....	W, 56-10
Oct. 30	Northern Illinois.....	L, 21-28
Nov. 5	at Central Michigan.....	L, 22-26
Nov. 13	Eastern Michigan.....	W, 45-30
Nov. 20	Kent State.....	W, 38-3
Nov. 26	at Bowling Green.....	W, 41-7

QUICK FACTS

School	Western Michigan University
Location	Kalamazoo, Mich. 49008
Enrollment	25,045
Nickname	Broncos
Colors	Brown & Gold
Stadium	Waldo Stadium
Capacity	30,200
Surface	FieldTurf (installed 2006)
Affiliation	NCAA Division I-A
Conference	Mid-American (West)
President	Dr. John M. Dunn
	Northern Illinois, 1967
Athletics Director	Kathy Beauregard
	Hope, 1979
Assistant Athletic Director	Monty Porter
	Iowa, 1989

Team Information	
2010 Overall Record	6-6
2009 MAC Record/Finish	5-3 MAC West, 3rd
Offensive Formation	Multiple
Defensive Formation	Hybrid 4-3
Letterwinners Returning	40 (17 o, 21 d, 2 s)
Letterwinners Lost	16 (6 o, 9 d, 1 s)
Starters Returning	18 (6 o, 8 d, 2 s)
Starters Lost	7 (4 o, 3 d, 0 s)

FOOTBALL STAFF

Head Coach/Offensive Coordinator

Bill Cubit (Seventh season)	
Delaware, 1975	
Career Record (10 seasons)	74-51-1
Widener (five seasons)	34-18-1
Western Michigan (six seasons)	40-33
MAC record (six seasons)	29-18

Defensive Coordinator/Linebackers

Dave Cohen (Second season)	
Long Island - C.W. Post, 1988	

Cornerbacks

Amp Campbell (Second season)	
Michigan State, 1999	

Quarterbacks

Ryan Cubit (Second season)	
Western Michigan, 2006	

Defensive Line/Recruiting Coordinator

Lou Esposito (First season)	
Memphis, 2001	

Wide Receivers

Josh Gattis (First season)	
Wake Forest, 2006	

Tight Ends

Jake Moreland (Seventh season)	
Western Michigan, 2000	

Safeties

Rich Nagy (Second season)	
Trinity, 1987	

Offensive Line

A.J. Ricker (First Season)	
Missouri, 2001	

Running Backs/Special Teams

Mike Sabock (Fourth season)	
Baldwin-Wallace, 1977	

Defensive Graduate Assistant

Richard Reichert (First season)	
American International College, 2010	

Offensive Graduate Assistant

Steve Casula (Second season)	
Delaware, 2009	

BRONCO ADMINISTRATION/SUPPORT

Supervising A.D., Football	Monty Porter
Director of Football Operations	Tim Knox
Strength & Conditioning Coach	Nate Peoples
Director of Medical Services	Kyle Blecha
Equipment Manager	Kenico Hines
Video Coordinator	Mike McCarthy

FOOTBALL HISTORY

First varsity season	1906
All-time record/seasons	515-405-24/105
MAC Championships	1966, 1988
MAC West Division Titles	1999, 2000
Bowl Appearances	
Aviation Bowl, 1961 (New Mexico 28, WMU 12)	
California Bowl, 1988 (Fresno State 35, WMU 30)	
International Bowl, 2007 (Cincinnati 27, WMU 24)	
Texas Bowl, 2008 (Rice 38, WMU 14)	
All-Americans	14
Academic All-Americans	9
NFL Alumni	35

WMU ATHLETIC MEDIA RELATIONS

Mat Kanan	Director // Football Contact
	269-387-4125
	mat.kanan@wmich.edu
	www.twitter.com/kananmj

Information updated through April 27, 2011





WMU Quarterbacks

Lettermen Returning 1; Lettermen Lost 1

Starters Returning 1; Starters Lost 0

The Broncos return Alex Carder who started every game for WMU in 2010 and threw for 3,334 yards, completing 63.1 percent of his passes. He had four games of 300-yards or more during his first season as a starter and eclipsed 400 yards against Toledo. Carder threw for 30 TDs, making him only the third QB in program history to do so. Tyler VanTubbergen returns for his redshirt sophomore season and is a ready back up if needed. Mike Perish could see action on the field at times in 2011 after redshirting during his rookie campaign.

2011 RETURNING QB STATS

	GP-GS	Effic.	Comp.-Att.-Int.	Pct.	Yds.	TD	Long	Avg./Game
Carder	12-12	140.62	289-458-12	63.1	3,334	30	74	277.8
VanTubbergen	8-0	130.62	9-13-0	69.2	95	0	41	11.9



WMU Running Backs

Lettermen Returning 4; Lettermen Lost 0

Starters Returning 1; Starters Lost 0

Western Michigan returns five running backs that had 10 or more carries in 2010 with three coming back after having started at least two games. Tevin Drake appeared in six games but led the team with 405 rushing on 40 carries, scoring four times. He rushed for over 100 yards in each of the last two games of the year. Brian Fields also had a late-season burst, finishing with 362 yards on 56 attempts. He and Drake were the only two backs to average over five yards per carry a season ago. Senior Aaron Winchester continues to be the groups best pass blocker, while Antoin Scriven returns from injury and had a very strong spring season. Dareyon Chance will be used in multiple facets out of the backfield and in the passing game. He should also secure a spot as a return specialist for WMU in 2011.

2011 RETURNING RB STATS

	GP-GS	Att.	Gain	Loss	Net	Avg.	TD	Long	Avg./Game
Drake	6-3	40	413	8	405	10.1	4	74	67.5
Fields	12-0	56	373	11	362	6.5	3	74	30.2
Winchester	11-7	92	300	29	271	2.9	0	12	24.6
Chance	10-3	42	201	13	188	4.5	2	41	18.8
Scriven	5-2	14	39	0	39	2.8	2	8	7.8
Cannon	1-0	1	5	0	5	5.0	0	5	5.0



2011 SIGNING CLASS

Rontavious Atkins, SS

5-11 // 175

Pahokee, Fla. (Pahokee)

High School: Ranked as a three-star recruit by *Rivals.com* ... received two-star rating by both *ESPN.com* and *Scout.com* ... ranked 102nd among safeties by *ESPN.com* ... member of state championship team in 2008 and district runner up team in 2009 ... ranked as No. 15 player in Palm Beach County ... member of *Sun-Sentinel* Super 11 Team ... registered 80 tackles, two interceptions and 5.0 sacks in 2010 ... amassed 52 tackles, 3.0 sacks and forced five fumbles as a junior.

Eric Boyden, TE

6-3 // 236

Hamilton Square, N.J. (Notre Dame)

High School: Member of conference championship team as a senior ... combined 25-5 team record including an undefeated regular season in 2009 ... earned first team all-conference as a senior ... earned Third Team All-South Jersey in 2010 ... recorded 425 yards and four touchdowns on 40 receptions as a senior.

Devon Brant, ILB

5-11 // 224

Ocala, Fla. (North Marion)

High School: Two-star recruit by both *Rivals.com* and *Scout.com* ... ranked 72nd among inside linebackers by *ESPN.com* ... ranked 83rd among middle linebackers by *Scout.com* ... member of back-to-back district championship teams and had a combined 52-9 team record during career ... participated in North/South All-Star Game ... two-time all-state selection ... district defensive player of the year as a junior ... two-time first-time all-area selection ... registered 137 tackles 20 TFLs and 6.5 sacks as a senior ... recorded five forced fumbles and one interception in 2010.

Courtney Bynes, WR

5-10 // 165

Lauderdale Lakes, Fla. (Boyd Anderson)

High School: Listed as the 29th best player in Broward County according to the *Sun-Sentinel* ... was a participant in the Nike South Florida All-Star Game ... racked up 351 yards and four TDs on 20 catches in 2009.





Donald Celiscar, SS

5-10 // 175

Winter Haven, Fla. (Winter Haven)

High School: Named second team All-County during junior season and first team All-County during senior season ... participated in East/West All-Star game ... ran a 40-yard dash time of 4.59 seconds.

Justin Currie, SS

6-2 // 192

Big Rapids, Mich. (Big Rapids)

High School: Two-star rating by *Rivals.com* ... ranked 128th among safeties by *Scout.com* ... listed No. 49 on the *Detroit Free Press* Fab 50 list ... earned first-team all-conference ... named to all-area dream team ... rushed for 1,226 yards and 15 touchdowns.

Nicholas Dance, LB

6-0 // 210

Nashville, Tenn. (Pearl-Cohn)

High School: Member of regional and district championship team in 2007 ... team reached state semifinals in 2007 ... two-time all-metro selection ... All-Metro Class 3A-4A Defensive MVP ... two-time all-district selection ... district defensive most valuable player as a senior ... amassed 208 tackles, 18 sacks, five interceptions and three fumble recoveries during junior and senior seasons ... recorded 703 receiving yards and 10 touchdowns offensively as a junior and senior.

Tyler Hrycak, QB

6-2 // 186

Wilmington, Del. (St. Marks // Valley Forge Military)

Junior College: Rated two-star recruit by *Rivals.com* ... rated No. 1 Prep School QB by *Max Preps* ... amassed 2,125 passing yards and 25 touchdowns.

High School: Participated in Blue/Gold All-Star Game ... first team all-conference and second team all-state in 2009 ... racked up 2,015 passing yards and 18 touchdowns as a senior ... rushed for 384 yards as a senior.

Trevor Ishmael, SS

5-11 // 185

Miami, Fla. (North Miami Beach)

High School: Rated a two-star recruit by *Scouts.com* ... second team All-County senior season ... participated in the Miami Dolphin Dade vs. Broward All-Star game ... ran a 4.6 40-yard dash time.

WMU Wide Receivers

Lettermen Returning 3; Lettermen Lost 3

Starters Returning 2; Starters Lost 1

The NCAA granted Jordan White a sixth year of eligibility in 2011, which means the program record holder for receiving yards and 100-yard receiving games in a season will be back. It also means that the Broncos will have four upperclassmen at wide receiver, including Ansel Ponder, Chleb Ravenell and 2009 All-MAC selection Robert Arnheim. WMU have eight receivers currently on the roster and that number jumps to 12 when the incoming freshmen report to campus in August. This is a pass heavy offense and with the leadership of Arnheim and White, and the emergence of Eric Monette during spring, this could be one of the strongest units on the team, which will make the WMU quarterbacks that much better.

2011 RETURNING WR STATS

	GP-GS	No.	Yds.	Avg.	TD	Long	Avg./Game
White	12-11	94	1,378	14.7	10	74	114.8
Ponder	12-3	28	205	7.3	2	17	17.1
Arnheim	12-10	23	235	10.2	1	23	19.6



WMU Tight Ends

Lettermen Returning 4; Lettermen Lost 1

Starters Returning 1; Starters Lost 0

Western Michigan has three experienced tight ends all with game experience returning in 2011. Clark Mussman and Dallas Walker each saw action in all 12 games in 2010, while Blake Hammond made five starts. The tight ends will be used not only in the passing game, accounting for five TDs a season ago, but will also be held accountable in the pass protection and run blocking aspects of the Broncos' offense. Matt Cutler did not catch a pass in 2010 but appeared in seven games, having moved over from the defensive line and could prove to be one of the unit's best blockers.

2011 RETURNING TE STATS

	GP-GS	No.	Yds.	Avg.	TD	Long	Avg./Game
Hammond	9-5	9	113	12.6	3	28	12.6
Walker	12-1	9	58	6.4	2	11	4.8
Mussman	12-1	7	98	14.0	0	23	8.2





WMU Offensive Linemen

Lettermen Returning 5; Lettermen Lost 5

Starters Returning 2; Starters Lost 3

The Broncos must replace their entire starting interior offensive line with the departure of Nick Clemens, Nick Mitchell and Phillips Swanson. Kevin Galeher should fill the role of center with Terry Davisson possessing the skills as well. Anthony Parker worked primarily at guard during the spring season but could move back outside to tackle. Dann O'Neill has solidified his position at right tackle and players like Josh Hadel, Tim Maka and Greg Peterson will provide much needed depth across the WMU front line.

2011 RETURNING OL STATS

	GP-GS	Plays	Avg. Plays/Game
Davisson	12-3	348	29.0
Galeher	11-3	267	24.3
Hadel	3-0	18	6.0
O'Neill	10-10	675	67.5
Parker	11-10	783	71.2
Peterson	3-0	17	5.7
Samson	9-0	73	8.1



WMU Defensive Linemen

Lettermen Returning 8; Lettermen Lost 0

Starters Returning 4; Starters Lost 0

The entire starting defensive line returns in 2011 led by senior defensive tackle Drew Nowak, junior defensive ends Paul Hazel and Woody Legrier and sophomore tackle Travonte Boles. This group, the running back unit and the special teams unit are the only that don't lose one piece from its 2010 puzzle. The defensive line was vastly improved under position coach Lou Esposito and looks to only get stronger with the return of T.J. Lynch, and the maturation of Freddie Bishop and Cory Sueing.

2011 RETURNING DL STATS

	GP-GS	Solo	Asst.	Total	TFL-Yds.	Sacks-Yds.
Bishop	11-6	10	18	28	6.5-23	4.0-18
Boles	12-12	11	20	31	4.0-10	0.0-0
Hazel	12-12	25	21	46	12.0-65	8.0-56
Legrier	10-8	7	25	32	5.0-23	3.0-17
Nowak	12-12	13	29	42	3.5-14	1.0-11
Peiffer	8-0	0	1	1	0.0-0	0.0-0
Ross	8-0	1	1	2	0.5-5	0.5-5
Sharp	8-0	1	5	6	0.5-6	0.5-6
Sueing	11-0	2	2	4	1.0-6	1.0-6



John Jackson, OG

6-3 // 309

Detroit, Mich. (Cass Technical)

High School: Ranked 117th among offensive guards by Scout.com ... listed No. 35 on the Detroit Free Press Fab 50 list ... member of Detroit Public School League Division, city, district, regional championship teams.

Timmy Keith, WR

6-0 // 181

Manassas, Va. (Osborn)

HIGH SCHOOL: Rated a three-star recruit by Rivals.com ... rated a two-star recruit by Scouts.com ... rated a two-star recruit and 171st WR by ESPN.com.

A.J. King, WR

6-0 // 160

Seffner, Fla.

High School: Listed as a three-star recruit by both Rivals.com and ESPN.com ... rated the 139th best receiver according to ESPN.com ... compiled a team best 499 yards on 29 catches, led the team with six touchdowns and averaged 17.21 yards per reception in 2009.

James Kristof, OG

6-4 // 303

Lake Barrington, Ill. (Barrington)

High School: Ranked as a two-star recruit by Rivals.com, Scout.com and ESPN.com ... ranked 118th among offensive guards by ESPN.com ... ranked 120th among offensive guards by Scout.com ... named All-Mid Suburban League as a senior ... earned all-area and received honorable mention for all-state as a senior ... named to the Illinois Coaches Association All-Star Game.

Jarrell McKinney, DE

6-5 // 220

Detroit, Mich. (Cody)

High School: Two-star recruit and ranked 142nd among outside linebackers by Scout.com ... Detroit Free Press First Team Defense ... Detroit Free Press All-Detroit Team ... listed No. 47 on the Detroit Free Press Fab 50 list ... earned first team all-city and all-state in 2010 ... earned second team all-city ... amassed 95 tackles and 10.0 sacks as a senior and 96 tackles, 10.0 sacks, forced four fumbles and two blocked punts in 2009.





Dustin Pringle, OG

6-5 // 285

Beaver Hills, Pa. (Blackhawk)

High School: Ranked as a three-star recruit and 82nd among guards by Scout.com ... earned all-state and first team all-conference in 2010 ... named First Team Post Gazette ... earned First Team Pittsburgh Tribune and named to the Post Gazette West Fabulous 22 Team.

Kendrick Roberts, WR

6-3 // 190

Flint, Mich. (Southwestern Academy)

High School: Ranked as a three-star recruit by both Rivals.com and Scout.com ... ranked as 29th best overall prospect in the state of Michigan by Rivals.com ... 40 rec, 736 yds, 6 TD's in 2010 ... ranked as 178th best wide receiver prospect by Scout.com ... listed No. 29 on the Detroit Free Press Fab 50 list ... earned Second Team All-Valley Conference as a junior and First Team All-Valley Conference during senior season ... named team MVP as a senior.

Cleveland Smith, ILB

6-2 // 230

North Miami Beach, Fla. (North Miami Beach)

High School: Second Team All-County during senior season ... participated in North/South Dade County All-Star game ... participated in Nike Dade vs. Broward All-Star Game ... four year letter winner in football, also earned two varsity letters in wrestler.

Damian "Tank" Thomas, DT

6-1 // 287

Pace, Fla. (Pace)

High School: Rated a two-star recruit by Rivals.com ... two-time all-state selection ... two-time all-area selection ... racked up 130 tackles, 18.0 sacks, forced four fumbles and recovered two fumbles at Pace.

Travis Turner, OL

6-5 // 275

Miami, Fla. (North Miami Beach)

High School: Four year starter ... second team All-County during senior season and third team All-County during junior season ... two-star recruit ranking by Rivals.com and Scout.com ... four year letter winner.

WMU Linebackers

Lettermen Returning 3; Lettermen Lost 1

Starters Returning 1; Starters Lost 1

Mitch Zajac is the lone full-time starter returning at linebacker after leading the team with a career best 97 tackles a season ago. The senior is in his fourth year and has been a starter since mid way through his sophomore season. Desmond Bozeman missed half the season with an injury but should be starting beside Zajac when the season opens on Sept. 3. The Broncos dismissed Dex Jones from the program prior to the spring season and Kyle Lark did not participate due to a foot injury. Chris Prom came on strong at the end of the 2010 campaign and started a pair of games, finishing with 31 tackles and 4.5 TFLs.

2011 RETURNING LB STATS

	GP-GS	Solo	Asst.	Total	TFL-Yds.	Sacks-Yds.
Bozeman	6-0	5	7	12	0.5-1	0.0-0
Lark	7-0	2	8	10	1.5-1	0.0-0
Prom	10-2	9	22	31	4.5-13	0.5-4
Zajac	12-12	24	73	97	4.0-26	2.0-22



WMU Defensive Backs

Lettermen Returning 9; Lettermen Lost 5

Starters Returning 2; Starters Lost 3

Mario Armstrong and Jamail Berry provided stability and leadership to the WMU defensive backfield in 2010 and their loss will be felt but the leadership roles have transitioned to players like Rivals.com Freshman All-American Lewis Toler and Keith Dixon, working as the rover in the Broncos' hybrid 4-3 defense. Johnnie Simon has also transitioned to the rover position and looks to be the starter come Sept. 3 but Dixon's 14 tackles and two interceptions in the spring game puts him in the mix for a starting spot in 2011. Redshirt freshmen Garrett Smith and Jon Henry also had exceptional spring seasons and Demetrius Pettway looks even more comfortable in the backfield in his second season in the system.

2011 RETURNING DB STATS

	GP-GS	Solo	Asst.	Total	INT	PBU
Buxton	8-5	16	9	25	1	2
Dixon	11-2	10	12	22	1	0
Hinds	10-0	9	6	15	0	1
Pettway	8-3	13	20	33	0	0
Simon	12-0	9	15	24	0	2
Toler	12-12	36	23	59	5	9
Wiggins	10-8	23	32	55	0	2
T. Williams	8-1	6	2	8	0	0





WMU Special Teams

Lettermen Returning 2; Lettermen Lost 1

The kicking duo of punter Ben Armer and place kicker John Potter has reached their season. Both Armer and Potter came through in 2010 with their best seasons, respectively. Armer averaged a career best 41.1 yards pr punt and had 10 of 50 yards or more. More importantly, he put the opposition inside its own 20-yard line 14 times. Potter was the model of consistency, making 10-of-12 field goals and a program record 50-straight extra points en route to accounting for a team best 86 points.

2011 RETURNING SPECIAL TEAMS STATS

	GP	Punts	Yds.	Avg.	Long	TB	FC	I-20	50+
Armer	12	57	2,342	41.1	65	7	0	14	10

	GP	FG-FGA	Pct.	Long	XP-XPA	Pct.	Points
Potter	12	10-12	83.3	42	50-50	100.0	86

	GP	PAT Snaps	FG Snaps	Punt Snaps
Nakama	3	16	4	12

	PR	Yds.	Avg.	TD	Long
White	21	128	6.1	0	22

	KR	Yds.	Avg.	TD	Long
Fields	14	287	20.5	0	42
Ponder	14	277	19.8	0	31
Wallace	13	353	27.2	1	91



Kasimili Uitalia, OL
6-2 // 300

American Samoa (LA Valley College)
Junior College: Played at Los Angeles Valley Junior College ... signed national letter of intent on April 12, 2011.

Jesse York, WR
5-11 // 174

Lauderdale Lakes, Fla. (Boyd Anderson)
High School: Rated as a three-star recruit according to *ESPN.com* and *Rivals.com* ... ranks as the 91st and 83rd best wide receiver, respectively ... listed as the 23rd best player in Broward County according to the *Sun-Sentinel* ... amassed 832 yards and 14 TDs on 50 receptions during his sophomore and junior seasons.

2011 FALL WALK-ONS

Dan Quinn, CB
5-9 // 185

Grand Rapids, Mich. (Catholic Central)
High School: Named All-OK-Red Conference in 2009 ... earned all-state in track in 2007, 2008 and 2009 ... holds school record in 200m (21.9).

Jeremy Renda, S
5-8 // 180

Portage, Mich. (Portage Central)
High School: Member of back-to-back Southwest Michigan Athletic Conference football championship teams (2008, 2009) ... three-sport student-athlete, participating in football, baseball and hockey ... member of regional championship football team in 2009 ... named All-SMAC in football as a senior and twice in hockey.

Zach Rickli, QB
6-1 // 185

Kalamazoo, Mich. (Loy Norrix)
High School: Started three games as a true freshman QB ... received honorable mention for All-Southwest Michigan Athletic Conference as a freshman ... earned all-area in football and track as a junior and senior ... 6,000 career passing yards ... 20 passing TDs, 10 rushing TDs and 500 rushing yards as a senior ... 10.0 career sacks, two career INTs and 105 career tackles.



2011 WMU FOOTBALL SPRING ROSTER



NO	NAME	POS	HT	WT	ELG/CL	HOMETOWN	LAST SCHOOL	
37	Ben Armer ••	P	5-11	224	Sr./5th	Janesville, Wis.	(Parker)	1 Doug Wiggins S
12	Robert Arnheim •••	WR	5-11	207	Sr./5th	Orlando, Fla.	(Edgewater)	2 Demetrius Pettway S
18	Rontavious Atkins	SS	5-11	175	Fr./Fr.	Pahokee, Fla.	(Pahokee)	2 Tyler Van Tubbergen QB
97	Freddie Bishop •	DE	6-4	253	Jr./Sr.	Inkster, Mich.	(Carleton Airport)	3 Johnnie Simon SS/ROV
55	Travonte Boles •	DT	6-0	303	So./So.	Vero Beach, Fla.	(Vero Beach)	4 Jesse York WR
89	Eric Boyden	TE	6-3	236	Fr./Fr.	Hamilton Square, N.J.	(Notre Dame)	5 Timmy Keith WR
51	Desmond Bozeman •	LB	6-0	227	So./So.	Fort Lauderdale, Fla.	(Dillard)	5 Zack Wynn ^ QB
42	Devon Brant	LB	5-11	224	Fr./Fr.	Ocala, Fla.	(North Marion)	6 Kendrick Roberts WR
43	Raheam Buxton •	S	6-0	156	So./So.	Pahokee, Fla.	(Pahokee)	8 Ansel Ponder WR
19	Courtney Bynes	WR	5-10	165	Fr./Fr.	Lauderdale Lakes, Fla.	(Boyd Anderson)	9 Tronic Williams CB
35	Curtis Cannon #^	RB	5-8	192	So./Jr.	Bellwood, Ill.	(Nazareth Academy)	11 Dallas Walker TE
14	Alex Carder •	QB	6-2	224	Jr./Sr.	Shawnee, Kan.	(Shawnee Mission NW)	12 Robert Arnheim WR
34	Donald Celiscar	SS	5-11	175	Fr./Fr.	Winter Haven, Fla.	(Winter Haven)	12 Zch Rickli #^ QB
22	Dareyon Chance	RB	5-5	160	So./So.	Lauderhill, Fla.	(Cardinal Gibbons)	13 Chleb Ravenell WR
50	Dylan Crowley #	LB	6-2	222	So./Jr.	Arlington Heights, Ill.	(Prospect)	14 Alex Carder QB
33	Justin Currie	SS	6-2	192	Fr./Fr.	Big Rapids, Mich.	(Big Rapids)	15 Mike Perish QB
87	Matt Cutler •#	TE	6-3	251	So./Jr.	Kalamazoo, Mich.	(Portage Central)	16 Garrett Smith CB
35	Nicholas Dance	LB	6-0	210	Fr./Fr.	Nashville, Tenn.	(Pearl-Cohn)	17 Tyler Hrycak ^ QB
67	Terry Davisson •	OL	6-6	296	So./Jr.	Rensselaer, Ind.	(Rensselaer Central)	17 John Potter K
57	Manny Diaz	DE	6-3	229	R-Fr./So.	Hialeah, Fla.	(Hialeah Miami Lakes)	18 Rontavious Atkins SS
28	Keith Dixson ••	SS/ROV	6-1	193	Sr./5th	Flint, Mich.	(Harmony Prep) (Carman -Ainsworth)	19 Courtney Bynes WR
29	Tevin Drake •	RB	5-11	212	So./So.	Brooksville, Fla.	(Nature Coast Technical)	19 David Stout #^ WR
93	Paul Dreher	DT	6-5	288	Jr./Sr.	Buchanan, Mich.	(Niles)	20 Brian Fields RB
94	Junior Estelus	DT	6-1	250	Fr./Fr.	West Palm Beach, Fla.	(Lake Worth)	21 Antoin Scriven RB
20	Brian Fields •	RB	5-9	203	So./Jr.	New Castle, Del.	(William Penn)	22 Dareyon Chance RB
62	Kevin Galeher	OT	6-4	312	Jr./Sr.	Evergreen Park, Ill.	(St. Rita)	23 Aaron Winchester RB
52	Nick Galvin	LB	6-0	222	R-Fr./So.	Cincinnati, Ohio	(Moeller)	24 Lewis Toler CB
95	Brendon Gannon	DT	6-3	260	R-Fr./So.	Halethorpe, Md.	(Wyoming Sem. (Pa.)) (Cardinal Gibbons)	25 Michael Johnson WR/RB
75	Josh Hadel	OL	6-6	300	So./Jr.	Gladstone, Mich.	(Gladstone)	26 Jon Henry S
85	Blake Hammond ••	TE	6-5	247	Jr./Sr.	Mokena, Ill.	(Lincoln Way East)	27 Trevor Ishmael SS
99	Paul Hazel ••	DE	6-5	210	Jr./Jr.	Miami, Fla.	(South Miami)	28 Keith Dixson SS/ROV
26	Jon Henry	S	6-0	173	R-Fr./So.	Kentwood, Mich.	(East Kentwood)	29 Tevin Drake RB
31	Scott Hinds ••	SS	6-2	194	Jr./Sr.	Fort Myers, Fla.	(Fort Myers)	30 Dervon Wallace CB
71	Jon Hoffing	OL	6-5	269	R-Fr./So.	Libertyville, Ill.	(Libertyville)	31 Scott Hinds SS
17	Tyler Hrycak ^	QB	6-2	186	Fr./Fr.	Wilmington, Del.	(St. Marks) (Valley Forge)	32 Dan Quinn # CB
27	Trevor Ishmael	SS	5-11	185	Fr./Fr.	Miami, Fla.	(North Miami Beach)	33 Justin Currie SS
64	John Jackson	OL	6-3	309	Fr./Fr.	Detroit, Mich.	(Cass Tech)	34 Donald Celiscar SS
25	Michael Johnson	WR/RB	6-1	208	R-Fr./So.	Detroit, Mich.	(Clintondale)	35 Curtis Cannon #^ RB
5	Timmy Keith	WR	6-0	181	Fr./Fr.	Manassas, Va.	(Osborn)	35 Nicholas Dance LB
81	A.J. King	WR	6-0	160	Fr./Fr.	Seffner, Fla.	(Armwood)	36 Deauntay Legrier DE
79	James Kristof	OG	6-4	303	Fr./Fr.	Lake Barrington, Ill.	(Barrington)	36 Jeremy Renda #^ S
40	Kyle Lark •	LB	6-1	231	So./Jr.	Alma, Mich.	(Alma)	37 Ben Armer P
35	Deauntay Legrier ••	DE	6-1	249	Jr./Sr.	Rochelle, Ga.	(Wilcox Country)	38 Chris Prom LB
56	T.J. Lynch •	DE	6-4	253	Sr./5th	Blythe, Ga.	(Georgia Military College) (Hephzibah)	40 Kyle Lark LB
63	Tim Maka	OL	6-7	295	Jr./Jr.	Pomona, Calif.	(Meridian) (Mt. San Antonio)	41 Cleveland Smith LB
98	Jarell McKinney	DE	6-5	220	Fr./Fr.	Detroit, Mich.	(Cody)	41 Jamaal Thomas #^ SS
86	Eric Monette #	WR	6-6	201	Jr./Sr.	Portage, Mich.	(Portage Central)	42 Devon Brant LB
46	Clark Mussman •	TE	6-3	237	So./Jr.	Ogden Dunes, Ind.	(Portage)	43 Raheam Buxton S
66	Kirk Nakama #	LS	5-8	218	So./Jr.	Santa Clara, Calif.	(St. Francis)	45 Calvin Smith # RB
92	Drew Nowak •••	DT	6-4	292	Sr./Sr.	Green Bay, Wis.	(De Pere)	46 Clark Mussman TE
68	Dann O'Neill •	OL	6-8	307	Jr./Sr.	Grand Haven, Mich.	(Michigan) (Grand Haven)	47 Mitch Zajac LB
72	Anthony Parker •••	OL	6-5	325	Sr./5th	Miami, Fla.	(North Miami Beach)	50 Dylan Crowley # LB
96	Weston Peiffer •	DE	6-4	243	Sr./Sr.	Chaska, Minn.	(Chaska)	
15	Mike Perish	QB	6-3	204	R-Fr./So.	Frankfort, Ill.	(Marist)	
73	Greg Peterson	OL	6-5	286	So./Jr.	Waukesha, Wis.	(Waukesha West)	

- Walk ons
^ - Duplicate Number



2011 WMU FOOTBALL SPRING ROSTER

2	Demetrius Pettway •	S	5-10	188	So./So.	Homestead, Fla.	(Homestead Senior)	51 Desmond Bozeman	LB
8	Ansel Ponder ••	WR	6-1	182	Jr./Jr.	Bluefield, W. Va.	(Hargrave Military Acad.) (Bluefield)	52 Nick Galvin	LB
17	John Potter •••	K	6-2	218	Sr./Sr.	Grand Haven, Mich.	(Grand Haven)	55 Travonte Boles	DT
61	Dustin Pringle	OG	6-5	285	Fr./Fr.	Beaver Hills, Pa.	(Blackhawk)	56 T.J. Lynch	DE
38	Chris Prom ••	LB	6-3	233	So./Jr.	Saukville, Wis.	(Port Washington)	57 Manny Diaz	DE
32	Dan Quinn #	CB	5-9	185	So./So.	Grand Rapids, Mich.	(Central Catholic)	58 Andrew Sharp	DT
13	Chleb Ravenell •	WR	5-11	188	Sr./5th	Mt. Pleasant, S.C.	(Georgia Military College) (Wando)	61 Dustin Pringle	OL
36	Jeremy Renda #^	S	5-8	180	So./So.	Portage, Mich.	(Portage Central)	62 Kevin Galeher	OT
12	Zach Rickli #^	QB	6-1	185	So./So.	Kalamazoo, Mich.	(Loy Norrix)	63 Tim Maka	OL
80	E.J. Riley #	WR	6-0	202	Jr./Sr.	Portage, Mich.	(Portage Central)	64 John Jackson	OL
6	Kendrick Roberts	WR	6-3	190	Fr./Fr.	Flint, Mich.	(Southwestern Academy)	65 Kasimili Uitalia	OL
39	Waymon Ross •	DE	6-1	217	Jr./Sr.	Marathon, Fla.	(Marathon)	66 Kirk Nakama #	LS
77	Ben Samson •	OL	6-6	319	Jr./Jr.	Long Grove, Ill.	(Adlai E. Stevenson)	67 Terry Davison	OL
82	Josh Schaffer	WR	6-2	224	So./Jr.	Naperville, Ill.	(Neuqua Valley)	68 Dann O'Neill	OL
21	Antoin Scriven •	RB	6-0	207	So./Jr.	Inverness, Fla.	(Citrus)	70 Mark Zielinski	OL
58	Andrew Sharp •#	DT	6-3	262	Sr./5th	Ann Arbor, Mich.	(Ann Arbor Pioneer)	71 Jon Hopping	OL
3	Johnnie Simon •	SS/ROV	6-0	180	So./So.	West Palm Beach, Fla.	(Palm Beach Lakes)	72 Anthony Parker	OL
45	Calvin Smith #	RB	6-1	234	R-Fr./So.	Monee, Ill.	(Joliet Catholic)	73 Greg Peterson	OL
41	Cleveland Smith	LB	6-2	230	Fr./Fr.	Miami, Fla.	(North Miami Beach)	75 Josh Hadel	OL
16	Garrett Smith	CB	5-9	170	R-Fr./So.	Pompano, Fla.	(Cardinal Gibbons)	77 Ben Samson	OL
19	David Stout #^	WR	6-6	231	So./Jr.	Escondido, Calif.	(Calvin Christian)	78 Travis Turner	OL
91	Cory Sueing •	DE	6-4	251	So./Jr.	Grand Rapids, Mich.	(Ottawa Hills)	79 James Kristof	OG
84	Peter Terrana	TE	6-4	226	R-Fr./So.	St. Petersburg, Fla.	(Northeast)	80 E.J. Riley #	WR
90	Damian Thomas	DT	6-1	287	Fr./Fr.	Pace, Fla.	(Pace)	81 A.J. King	WR
41	Jamaal Thomas #^	SS	5-10	180	R-Fr./So.	Grand Rapids, Mich.	(East Kentwood)	82 Josh Schaffer	WR
24	Lewis Toler •	CB	5-10	172	So./Jr.	New Castle, Del.	(William Penn)	83 Jordan White	WR
78	Travis Turner	OL	6-5	275	Fr./Fr.	Miami, Fla.	(North Miami Beach)	84 Peter Terrana	TE
65	Kasimili Uitalia	OL	6-2	300	Jr./Jr.	American Samoa	(Los Angeles Valley)	85 Blake Hammond	TE
2	Tyler Van Tubbergen ^	QB	6-3	197	So./Jr.	Holland, Mich.	(West Ottawa)	86 Eric Monette #	WR
11	Dallas Walker •	TE	6-6	235	Sr./Sr.	Madison, aMiss.	(Georgia MC) (Madison-Ridgeland)	87 Matt Cutler #	TE
30	Dervon Wallace ••	CB	5-11	186	Sr./5th	Decatur, Ga.	(Tower)	89 Eric Boyden	TE
83	Jordan White •••	WR	6-0	215	Sr./6th	Cleveland, Ohio	(North Ridgeville)	90 Damian Thomas	DT
1	Doug Wiggins ••	S	5-10	209	Sr./5th	North Miami Beach, Fla.	(North Miami Beach)	91 Cory Sueing	DE
9	Tronic Williams •	CB	6-1	188	So./Jr.	Fort Myers, Fla.	(South Fort Myers)	92 Drew Nowak	DT
23	Aaron Winchester •••	RB	5-6	183	Sr./Sr.	North Miami Beach, Fla.	(North Miami Beach)	93 Paul Dreher	DT
5	Zack Wynn ^	QB	6-2	212	R-Fr./So.	Hudson, Fla.	(Hudson)	94 Junior Estelus	DT
4	Jesse York	WR	6-0	180	Fr./Fr.	Lauderdale Lakes, Fla.	(Boyd Anderson)	95 Brendon Gannon	DT
47	Mitch Zajac •••	LB	6-1	229	Sr./Sr.	Holt, Mich.	(Holt)	96 Weston Peiffer	DE
70	Mark Zielinski	OL	6-4	318	So./Fr.	Winnetka, Ill.	(New Trier)	97 Freddie Bishop	DE
								98 Jarell McKinney	DE
								99 Paul Hazel	DE

- Walk ons

^ - Duplicate Numbers

• - Letters Earned

Head Coach: Bill Cubit - Delaware, 1975 (7th)

Defensive Coordinator: Dave Cohen (LB) - Long Island - C.W. Post, 1988 (2nd)

Assistants: Amp Campbell (CB) - Michigan State, 1999 (2nd); Josh Gattis (WR) - Wake Forest, 2006 (1st);

Ryan Cubit (QB) - Western Michigan, 2006 (3rd); Lou Esposito (DL/RC) - Memphis, 2001 (2nd);

Jake Moreland (TE) - Western Michigan, 2000 (7th); Rich Nagy (S) - Trinity, 1987 (2nd);

A.J. Ricker (OL) - Missouri, 2004 (1st); Mike Sabock (RB/ST) - Baldwin-Wallace, 1977 (4th)

Director of Football Operations: Tim Knox - Hiram, 1997 (15th)

Graduate Assistants: Rich Reichert (Defense) - American, 2010 (1st); Steve Casula (Offense) - Delaware, 2009 (2nd)

2011 FALL WALK ONS ARE NOT INCLUDED IN THE ALPHABETICAL OR NUMERICAL ROSTER

2011 WMU FOOTBALL PRESEASON DEPTH CHART



OFFENSE

WR X	8	Ansel Ponder (7)	6-1 • 183 • Jr./Jr. • Bluefield, W.Va. (Hargrave)
	13	Chleb Ravenell (6)	5-11 • 188 • Sr./5th • Mt. Pleasant, S.C. (Georgia Military)
WR T	83	Jordan White (19)	6-0 • 215 • Sr./6th • Cleveland, Ohio (North Ridgeville)
	82	Josh Schaffer (0)	6-2 • 224 • So./Jr. • Naperville, Ill. (Nequa Valley)
LT	73	Greg Peterson (0)	6-5 • 286 • So./Jr. • Waukesha, Wis. (Waukesha West)
	63	Tim Maka (0)	6-7 • 295 • Jr./Jr. • Pomona, Calif. (Mt. San Antonio)
LG	72	Anthony Parker (35)	6-5 • 325 • Sr./5th • Miami, Fla. (North Miami Beach)
	77	Ben Samson (0)	6-6 • 319 • Jr./Jr. • Long Grove, Ill. (Adlai E. Stevenson)
C	62	Kevin Galeher (4)	6-4 • 312 • Jr./Sr. • Evergreen Park, Ill. (St. Rita)
	73	Greg Peterson (0)	6-5 • 286 • So./Jr. • Waukesha, Wis. (Waukesha West)
RG	67	Terry Davison (3)	6-6 • 296 • So./Jr. • Rensselaer, Ind. (Central)
	75	Josh Hadel (0)	6-6 • 300 • Jr./Sr. • Gladstone, Mich. (Gladstone)
RT	68	Dann O'Neill (10)	6-8 • 307 • Jr./Sr. • Grand Haven, Mich. (Grand Haven)
	61	Jon Hoffing (0)	6-5 • 269 • R-Fr./So. • Libertyville, Ill. (Libertyville)
TE	11	Dallas Walker (1)	6-6 • 235 • Sr./Sr. • Madison, Miss. (Georgia Military)
	46	Clark Mussman (0)	6-4 • 237 • So./Jr. • Ogden Dunes, Ind. (Portage)
	85	Blake Hammond (9)	6-5 • 248 • Jr./Sr. • Mokena, Ill. (Lincoln Way East)
WR Z	12	Robert Arnheim (21)	5-11 • 207 • Sr./5th • Orlando, Fla. (Edgewater)
	86	Eric Monette (0)	6-4 • 201 • Jr./Sr. • Portage, Mich. (Central)
QB	14	Alex Carder (12)	6-2 • 224 • Jr./Sr. • Shawnee, Kan. (Shawnee Mission NW)
	2	Tyler VanTubbergen	6-3 • 197 • So./Jr. • Holland, Mich. (West Ottawa)
	15	Mike Perish (0)	6-3 • 204 • R-Fr./So. • Frankfort, Ill. (Marist)
	5	Zack Wynn (0)	6-2 • 212 • R-Fr./So. • Hudson, Fla. (Hudson)
RB	20	Brian Fields (0)	5-9 • 203 • So./Jr. • New Castle, Del. (William Penn)
	29	Tevin Drake (3)	5-11 • 212 • So./So. • Brooksville, Fla. (Nature Coast Tech)
	23	Aaron Winchester (10)	5-6 • 183 • Sr./Sr. • Miami, Fla. (North Miami Beach)
	21	Antoin Scriven (2)	6-0 • 207 • So./Jr. • Inverness, Fla. (Citrus)
	22	Dareyon Chance (2)	5-5 • 160 • So./So. • Lauderhill, Fla. (Cardinal Gibbons)

(#) Number of Career Starts

DEFENSE

LDE	97	Freddie Bishop (15)	6-4 • 253 • Jr./Sr. • Inkster, Mich. (Carleton Airport)
	36	Deauntay Legrier (16)	6-1 • 249 • Jr./Sr. • Rochelle, Ga. (Wilcox County)
	39	Waymon Ross (0)	6-1 • 217 • Jr./Sr. • Marathon, Fla. (Marathon)
DT	55	Travonte Boles (12)	5-11 • 303 • So./So. • Vero Beach, Fla. (Vero Beach)
	93	Paul Dreher (2)	6-5 • 288 • Jr./Sr. • Buchanan, Mich. (Niles)
DT	92	Drew Nowak (19)	6-4 • 292 • Sr./Sr. • Green Bay, Wis. (De Pere)
	95	Brendon Gannon (0)	6-3 • 260 • R-Fr./So. • Halethorpe, Md. (Wyoming Sem.)
	58	Andrew Sharp (0)	6-3 • 258 • Sr./5th • Ann Arbor, Mich. (Ann Arbor Pioneer)
RDE	99	Paul Hazel (9)	6-5 • 210 • Jr./Jr. • Miami, Fla. (South Miami)
	91	Cory Sueing (0)	6-4 • 251 • So./Jr. • Grand Rapids, Mich. (Ottawa Hills)
	96	Weston Peiffer (6)	6-4 • 243 • Sr./Sr. • Chaska, Minn. (Chaska)
WILL	51	Dezmond Bozeman (0)	6-0 • 227 • So./So. • Fort Lauderdale, Fla. (Dillard)
	38	Chris Prom (5)	6-3 • 233 • So./Jr. • Saukville, Wis. (Port Washington)
MIKE	47	Mitch Zajac (23)	6-1 • 229 • Sr./Sr. • Holt, Mich. (Holt)
	52	Nick Galvin (0)	6-0 • 222 • R-Fr./So. • Cincinnati, Ohio (Moeller)
ROV	3	Johnnie Simon (0)	6-0 • 180 • So./So. • West Palm Beach, Fla. (Palm Beach Lakes)
	28	Keith Dixon (2)	6-1 • 193 • Sr./5th • Flint, Mich. (Carman-Ainsworth)
FCB	24	Lewis Toler (12)	5-10 • 172 • So./Jr. • New Castle, Del. (William Penn)
	30	Dervon Wallace (0)	5-11 • 186 • Jr./Sr. • Decatur, Ga. (Tower)
FS	2	Demetrius Pettway (5)	5-10 • 188 • So./So. • Homestead, Fla. (Homestead Senior)
	31	Scott Hinds (0)	6-2 • 194 • Jr./Sr. • Fort Myers, Fla. (Fort Myers)
SS	1	Doug Wiggins (17)	5-10 • 209 • Sr./5th • Miami, Fla. (North Miami Beach)
	26	Jon Henry (0)	6-0 • 173 • R-Fr./So. • Kentwood, Mich. (East Kentwood)
BCB	16	Garrett Smith (0)	5-9 • 170 • R-Fr./So. • Pompano, Fla. (Cardinal Gibbons)
	43	Raheem Buxton (5)	6-0 • 156 • So./So. • Pahokee, Fla. (Pahokee)
	9	Tronic Williams (1)	6-1 • 188 • So./Jr. • South Fort Myers, Fla. (Fort Myers)

(#) Number of Career Starts

SPECIAL TEAMS

K	17	John Potter	6-2 • 218 • Sr./Sr. • Grand Haven, Mich. (Grand Haven)
P	37	Ben Armer	5-11 • 224 • Sr./5th • Janesville, Wis. (Parker)
HOLD	12	Robert Arnheim	5-11 • 207 • Sr./5th • Orlando, Fla. (Edgewater)
	83	Jordan White	6-0 • 215 • Sr./6th • Cleveland, Ohio (North Ridgeville)

* Number of Career Starts not kept for specialists

SNAP	66	Kirk Nakama	5-8 • 218 • So./Jr. • Santa Clara, Calif. (St. Francis)
KR	30	Dervon Wallace	5-11 • 186 • Jr./Sr. • Decatur, Ga. (Tower)
	8	Ansel Ponder	6-1 • 183 • Jr./Jr. • Bluefield, W.Va. (Hargrave)
	20	Brian Fields	5-9 • 203 • So./Jr. • New Castle, Del. (William Penn)
	22	Dareyon Chance	5-5 • 160 • So./So. • Lauderhill, Fla. (Cardinal Gibbons)
PR	22	Dareyon Chance	5-5 • 160 • So./So. • Lauderhill, Fla. (Cardinal Gibbons)
	83	Jordan White	6-0 • 215 • Sr./6th • Cleveland, Ohio (North Ridgeville)
	12	Robert Arnheim	5-11 • 207 • Sr./5th • Orlando, Fla. (Edgewater)





GENERAL INFORMATION

Location Ann Arbor, Mich.
 Nickname Wolverines
 Colors Maize and Blue
 Year Founded 1817
 Enrollment 38,980
 President Mary Sue Coleman
 Athletic Director Dave Brandon
 Conference Big Ten
 Stadium Michigan Stadium
 Capacity 109,901
 Surface Field Turf
 Web Site www.mgoblue.com
 Press Box Phone 734-615-9568

Head Coach Brady Hoke
 Alma Mater/Year Ball State/ 1982
 Record at school/ Years 0-0/ First Season
 Career Record/ Years 47-51/ Ninth Season

Basic Offense Pro Style
 Basic Defense 4-3
 2010 Record/ Conf. (Finish) 7-6/3-5 (7th)
 Lettermen Returning 57
 Lettermen Lost 23
 Starters Returning 21
 Starters Lost 4

Football SID Justin Dickens
 Office Phone 734-763-4423
 Office Fax 734-647-1188
 E-mail dickensj@umich.edu

ALL-TIME SERIES RESULTS

1917 L, 13-17
 1943 A L, 6-57
 2001 A L 21-38
 2002 A L, 12-35
 2009 A L, 7-31
 All Time: 0-5-0
 Away: 0-4-0
 First at Michigan Stadium:
 1943 L, 6-57

2010 RESULTS

7-6 Overall/3-5 Big Ten
 Date Opponent Result
 9/4 CONNECTICUT W, 30-10
 9/11 at Notre Dame W, 28-24
 9/18 MASSACHUSETTS W, 42-37
 9/25 BOWLING GREEN W, 65-21
 10/2 at Indiana* W, 42-35
 10/9 MICHIGAN STATE* L, 17-34
 10/16 IOWA* L, 28-38
 10/30 at Penn State* L, 31-41
 11/6 ILLINOIS* W, 67-65 (3OT)
 11/13 at Purdue* W, 27-16
 11/20 WISCONSIN* L, 28-48
 11/27 at Ohio State* L, 7-37
 1/1 MISSISSIPPI STATE^ L, 52-14

* denotes Big Ten game
 ^ denotes Gator Bowl
 All CAPS denotes HOME

2011 SCHEDULE

Date Opponent Time
 9/3 WESTERN MICHIGAN 3:30 p.m.
 9/10 NOTRE DAME 8 p.m.
 9/17 EASTERN MICHIGAN 12 p.m.
 9/24 SAN DIEGO STATE TBA
 10/1 MINNESOTA* TBA
 10/8 at Northwestern* 7 p.m.
 10/15 at Michigan State* TBA
 10/29 PURDUE* 12 p.m.
 11/5 at Iowa* TBA
 11/12 at Illinois* TBA
 11/19 NEBRASKA* TBA
 11/26 OHIO STATE* TBA
 12/3 Big Ten Championship TBA

*denotes Big Ten game
 All times EST/EDT
 All CAPS denotes HOME
 TBA - All game times not announced at time of printing





GENERAL INFORMATION

Location Thibodaux La.
 Nickname Colonels
 Colors Red and Gray
 Year Founded 1948
 Enrollment 6,385
 President Stephen Hulbert
 Athletic Director Rob Bernardi
 Conference Southland Conference (1-FCS)
 Stadium Guidry Stadium
 Capacity 12,800
 Surface AstroTurf 3D Grass
 Web Site www.geauxcolonels.com
 Press Box Phone 985-448-4845

Head Coach Charlie Stubbs
 Alma Mater/Year Brigham Young/ 1978
 Record at school/ Years 4-7/Second season
 Career Record/ Years Same

Basic Offense Multiple Pro
 Basic Defense Multiple 3-4
 2010 Record/ Conf. (Finish) 4-7/3-4 (6th)
 Lettermen Returning 46
 Lettermen Lost 20
 Starters Returning 21
 Starters Lost 3

Football SID Jamie Bustos
 Office Phone 985-448-4281
 Office Fax 985-448-4814
 E-mail jamie.bustos@nicholls.edu

ALL-TIME SERIES RESULTS

2010 H W, 49-14
 All Time: 1-0-0
 Home: 1-0-0
 First at Waldo Stadium:
 2010 W, 49-14

2010 RESULTS

4-7 Overall/ 3-4 Southland
 Date Opponent Result
 9/4 at San Diego State L, 0-49
 9/11 at Western Michigan L, 14-49
 9/18 at South Alabama L, 21-39
 9/25 BACONE COLLEGE W, 44-28
 10/9 SAM HOUSTON STATE* L, 7-26
 10/16 at Texas State* W, 47-45
 10/23 CENTRAL ARKANSAS* L, 7-31
 10/30 at McNeese State* L, 14-24
 11/6 STEPHAN F. AUSTIN* L, 13-48
 11/13 at Northwestern State* W, 37-7
 11/18 SOUTHEASTERN LOUISIANA* W, 27-25

* denotes Southland Conference game
 All CAPS denotes HOME

2011 SCHEDULE

Date	Opponent	Time
9/1	EVANGEL	6:30 p.m.
9/10	at Western Michigan	8 p.m.
9/17	at Louisiana-Lafayette	6 p.m.
9/24	NORTHWESTERN STATE*	3 p.m.
10/1	at Texas State*	6 p.m.
10/8	CENTRAL ARKANSAS*	2 p.m.
10/15	at Sam Houston State*	2 p.m.
10/22	STEPHEN F. AUSTIN*	5:30 p.m.
11/5	at McNeese State*	7 p.m.
11/12	LAMAR	5:30 p.m.
11/17	at Southeastern Louisiana*	7 p.m.

*denotes Southland Conference game
 All times EST/EDT
 All CAPS denotes HOME





GENERAL INFORMATION

Location	Mount Pleasant, Mich.
Nickname	Chippewas
Colors	Maroon and Gold
Year Founded	1892
Enrollment	26,354
President	George Ross
Athletic Director	Dave Heeke
Conference	Mid-American
Stadium	Kelly/Shorts Stadium
Capacity	30,255
Surface	Field Turf
Web Site	www.cmuchippewas.com
Press Box Phone	989-774-3579
Head Coach	Dan Enos
Alma Mater/Year	Michigan State/ 1991
Record at school/ Years	3-9/ Second Season
Career Record/ Years	Same
Basic Offense	Multiple
Basic Defense	4-3
2010 Record/ Conf. (Finish)	3-9/2-6 (5th/West)
Lettermen Returning	35
Lettermen Lost	16
Starters Returning	15
Starters Lost	9
Football SID	Scott Rex
Office Phone	989-774-1763
Office Fax	989-774-5391
E-mail	scott.rex@cmich.edu

ALL-TIME SERIES RESULTS

1907	H	W, 27-0	1976	H	W, 42-14
1908	H	W, 11-5	1977	A	L, 23-28
1909	H	W, 11-0	1978	H	L, 14-35
1910	H	W, 16-6	1979	A	L, 0-10
1925	H	T, 0-0	1980	H	L, 10-22
1927	A	L, 12-18	1981	H	L, 13-15
1928	H	W, 19-0	1982	H	T, 18-18
1929	H	W, 25-6	1983	H	L, 14-32
1930	H	W, 54-0	1984	A	L, 19-38
1931	A	W, 7-6	1985	H	L, 17-24
1932	H	W, 7-0	1986	A	L, 10-18
1933	A	W, 19-0	1987	A	L, 27-30
1934	H	W, 13-0	1988	H	W, 42-24
1935	H	W, 13-0	1989	H	L, 6-34
1936	H	W, 33-0	1990	A	L, 13-20
1937	H	W, 7-0	1991	A	L, 17-27
1938	H	W, 35-0	1992	H	W, 19-14
1943	A	W, 19-0	1993	H	L, 18-23
1944	H	W, 35-14	1994	A	L, 28-35
1945	A	L, 0-6	1995	H	W, 48-31
1946	H	W, 27-21	1996	A	L, 28-38
1947	A	W, 20-12	1997	H	W, 38-24
1948	H	W, 7-0	1998	A	L, 24-26
1949	A	W, 35-8	1999	H	W, 38-16
1950	H	W, 21-13	2000	A	L, 17-21
1951	H	W, 46-25	2001	H	W, 20-17
1952	A	W, 18-0	2002	A	W, 35-10
1953	A	L, 0-21	2003	H	W, 44-21
1954	H	L, 19-25	2004	A	L, 21-24
1955	A	L, 12-27	2005	H	W, 31-24
1956	H	L, 7-14	2006	A	L, 7-31
1957	A	W, 33-0	2007	H	L, 31-34
1958	H	L, 32-33	2008	A	L, 28-38
1959	A	L, 15-21	2009	H	L, 23-38
1960	H	W, 31-0	2010	A	L, 22-26
1961	A	W, 27-21			
1962	H	W, 28-0	All time:		43-35-2
1963	A	L, 14-30	Home:		31-14-2
1964	H	L, 6-18	Away:		12-21-0
1965	A	W, 21-13			
1966	H	W, 31-14	First at Waldo Stadium:		
1969	H	W, 24-0	1944		W, 35-14
1970	A	W, 41-0			
1973	A	W, 18-13	First at Kelly/Shorts Stadium:		
1974	H	L, 6-42	1973		W, 18-13
1975	A	L, 0-34			

2010 RESULTS

3-9 Overall/2-6 MAC

Date	Opponent	Result
9/2	HAMPTON	W, 33-0
9/9	at Temple*	L, 10-13 (OT)
9/18	at Eastern Michigan*	W, 52-14
9/25	at Northwestern	L, 25-30
10/2	BALL STATE*	L, 17-31
10/9	at Virginia Tech	L, 21-45
10/16	MIAMI*	L, 20-27
10/23	at Northern Illinois*	L, 7-33
10/30	BOWLING GREEN*	L, 14-17
11/5	WESTERN MICHIGAN*	W, 26-22
11/13	at Navy	L, 37-38
11/20	at Toledo*	L, 31-42

* denotes MAC game
All CAPS denotes HOME

2011 SCHEDULE

Date	Opponent	Time
9/1	SOUTH CAROLINA STATE	7 p.m.
9/10	at Kentucky	TBA
9/17	at Western Michigan*	12 p.m.
9/24	at Michigan State	TBA
10/1	NORTHERN ILLINOIS*	3:30 p.m.
10/8	at North Carolina State	TBA
10/15	EASTERN MICHIGAN*	3 p.m.
10/22	at Ball State*	2 p.m.
10/29	at Akron*	12 p.m.
11/4	at Kent State*	6 p.m.
11/10	OHIO*	7:30 p.m.
11/18	TOLEDO*	8 p.m.
12/2	MAC Championship	7 p.m.

*denotes Big Ten game
All times EST/EDT
All CAPS denotes HOME
TBA - All game times not announced at time of printing



**GENERAL INFORMATION**

Location	Urbana-Champaign, Ill.
Nickname	Fighting Illini
Colors	Orange and Blue
Year Founded	1867
Enrollment	41,298
President	Michael Hogan
Athletic Director	Ron Guenther
Conference	Big Ten
Stadium	Memorial Stadium
Capacity	62, 870
Surface	AstroPlay
Web Site	www.fightingillini.com
Press Box Phone	217-333-1227

Head Coach	Ron Zook
Alma Mater/Year	Miami (OH)/ 1976
Record at school/ Years	28-45/ Six Seasons
Career Record/ Years	51-59/ Nine Seasons

Basic Offense	Pro Style
Basic Defense	Multiple
2010 Record/ Conf. (Finish)	7-6/4-4 (T-4th)
Lettermen Returning	42
Lettermen Lost	16
Starters Returning	14
Starters Lost	10

Football SID	Kent Brown
Office Phone	217-244-6533
Office Fax	217-333-5540
E-mail	kwbrown3@illinois.edu

ALL-TIME SERIES RESULTS

1947	A	L, 14-60
2004	A	L 27-30
2008	H*	W, 23-17

All Time:	1-2-0
Home:	1-0-0
Away:	0-2-0

First at Memorial Stadium:	
1947	L, 14-60

* played at Ford field in Detroit, Mich.

2010 RESULTS

7-6 Overall/4-4 Big Ten

Date	Opponent	Result
9/4	MISSOURI	L, 13-23
9/11	SOUTHERN ILLINOIS	W, 35-3
9/18	NORTHERN ILLINOIS	W, 28-22
10/2	OHIO STATE*	L, 13-24
10/9	at Penn State*	W, 33-13
10/16	at Michigan State*	L, 6-26
10/23	INDIANA*	W, 43-13
10/30	PURDUE*	W, 44-10
11/6	at Michigan*	L, 65-67 (3OT)
11/13	MINNESOTA*	L, 34-38
11/20	at Northwestern*	W, 48-27
12/3	at Fresno State	L, 23-25
1/1	Baylor^	W, 38-14

* denotes Big Ten game
^ denotes Texas Bowl
All CAPS denotes HOME

2011 SCHEDULE

Date	Opponent	Time
9/3	ARKANSAS STATE	3:30 p.m.
9/10	SOUTH DAKOTA ST.	12 p.m.
9/17	ARIZONA STATE	7 p.m.
9/24	WESTERN MICHIGAN	TBA
10/1	NORTHWESTERN*	12 p.m.
10/8	at Indiana*	TBA
10/15	OHIO STATE*	TBA
10/22	at Purdue*	12 p.m.
10/29	at Penn State*	TBA
11/12	MICHIGAN*	TBA
11/19	WISCONSIN*	TBA
11/26	at Minnesota*	TBA
12/3	Big Ten Championship	TBA

*denotes Big Ten game
All times EST/EDT
All CAPS denotes HOME
TBA - All game times not announced at time of printing





GENERAL INFORMATION

Location Storrs, Conn.
 Nickname Huskies
 Colors National Flag Blue and White
 Year Founded 1881
 Enrollment 30,034
 President Susan Herbst
 Athletic Director Jeffrey Hathaway
 Conference Big East
 Stadium Rentschler Field
 Capacity 40,000
 Surface Natural Grass
 Web Site www.UConnHuskies.com
 Press Box Phone

Head Coach Paul Pasqualoni
 Alma Mater/Year Penn State/ 1972
 Record at school/ Years 0-0/ First Season
 Career Record/ Years 135-72-1/ 19th Season

Basic Offense Multiple
 Basic Defense 4-3
 2010 Record/ Conf. (Finish) 8-5/5-2 (1st)
 Lettermen Returning 33
 Lettermen Lost 16
 Starters Returning 16
 Starters Lost 8

Football SID Mike Enright
 Office Phone 860-486-3531
 Office Fax 860-486-5085
 E-mail mike.enright@uconn.edu

ALL-TIME SERIES RESULTS

2003 A L,27-41
 All time: 0-1-0
 Away: 0-1-0
 First at Rentschler Field:
 2003 L, 27-41

2010 RESULTS

8-5 Overall/5-2 Big East
 Date Opponent Result
 9/4 at Michigan L, 10-30
 9/11 TEXAS SOUTHERN W, 62-3
 9/18 at Temple L, 16-30
 9/25 BUFFALO W, 45-21
 10/2 VANDERBILT W, 40-21
 10/8 at Rutgers* L, 24-27
 10/23 at Louisville* L, 0-26
 10/29 WEST VIRGINIA* W, 16-13 (OT)
 11/11 PITTSBURGH* W, 30-28
 11/20 at Syracuse* W, 23-6
 11/27 CINCINNATI* W, 38-17
 12/4 at South Florida* W, 19-16
 1/1 OKLAHOMA^ L, 20-48

* denotes Big East game
 ^ denotes Tostitos Fiesta Bowl
 All CAPS denotes HOME

2011 SCHEDULE

Date	Opponent	Time
9/1	FORDHAM	TBA
9/10	at Vanderbilt	TBA
9/16	IOWA STATE	8 p.m.
9/24	at Buffalo	TBA
10/1	WESTERN MICHIGAN	TBA
10/8	at West Virginia*	TBA
10/15	SOUTH FLORIDA*	TBA
10/26	at Pittsburgh*	8 p.m.
11/5	SYRACUSE*	TBA
11/19	LOUISVILLE*	TBA
11/26	RUTGERS*	TBA
12/3	at Cincinnati*	TBA

*denotes Big East game
 All times EST/EDT
 All CAPS denotes HOME
 TBA - All game times not announced at time of printing



GENERAL INFORMATION

Location	Bowling Green, Ohio
Nickname	Falcons
Colors	Orange and Brown
Year Founded	1910
Enrollment	15,356
President	Carol A. Cartwright
Athletic Director	Greg Christopher
Conference	Mid-American
Stadium	Perry Stadium
Capacity	24,000
Surface	Field Turf
Web Site	www.BGSUFalcons.com
Press Box Phone	419-372-2069
Head Coach	Dave Clawson
Alma Mater/Year	Williams College-Mass./ 1989
Record at school/ Years	9-16/ Third Season
Career Record/ Years	67-65/ 12th Season
Basic Offense	Multiple
Basic Defense	4-2-5
2010 Record/ Conf. (Finish)	2-10/1-7 (6th/East)
Lettermen Returning	38
Lettermen Lost	19
Starters Returning	12
Starters Lost	12
Football SID	Dave Meyer
Office Phone	419-372-7077
Office Fax	419-372-6015
E-mail	meyerd@bgsu.edu

ALL-TIME SERIES RESULTS

1954	H	W, 20-15	1986	A	L, 3-17
1955	H	L, 0-35	1987	A	W, 34-27
1956	H	L, 13-27	1988	H	W, 37-10
1957	A	T, 14-14	1989	H	L, 30-31
1958	H	L, 6-40	1990	A	W, 19-13
1959	A	L, 0-34	1991	H	L, 10-23
1960	H	L, 13-14	1992	A	L, 19-29
1961	A	L, 0-21	1993	A	T, 14-14
1962	H	L, 6-10	1995	H	W, 17-0
1963	A	L, 7-16	1996	A	W, 16-13
1964	H	L, 8-28 (OT)			
1965	A	L, 17-21	1997	A	W, 34-21
1966	H	W, 16-14	1998	H	W, 56-27
1967	A	W, 10-6	2001	H	W, 37-28
1968	H	L, 10-17	2002	A	L, 45-48
1969	A	L, 10-21 (OT)			
1970	H	W, 23-3	2003	H	L, 21-32
1971	A	L, 6-23	2004	A	L, 0-52
1972	H	T, 13-13	2005	A	W, 45-14
1973	A	L, 20-31	2010	A	W, 41-7
1974	H	L, 13-31			
1975	A	L, 0-28	All time:		16-31-3
1976	H	L, 0-28	Home:		8-16-1
1977	A	L, 28-31	Away:		8-15-2
1978	H	W, 24-20			
1979	H	L, 3-15	First at Waldo Stadium:		
1980	H	L, 14-17	1954		W, 20-15
1981	A	W, 21-7			
1982	A	L, 3-7	First at Perry Stadium:		
1983	H	L, 20-23	1967		W, 10-6
1984	A	L, 7-34			
1985	H	L, 7-48			

2010 RESULTS

2-10 Overall/1-7 MAC		
Date	Opponent	Result
9/4	at Troy	L, 27-30
9/11	at Tulsa	L, 20-33
9/18	MARSHALL	W, 44-28
9/25	at Michigan	L, 21-65
10/2	BUFFALO*	L, 26-28
10/9	at Ohio*	L, 25-49
10/16	at Temple*	L, 27-28
10/23	KENT STATE*	L, 6-30
10/30	at Central Michigan*	W, 17-14
11/10	MIAMI*	L, 21-24
11/17	at Toledo*	L, 14-33
11/26	WESTERN MICHIGAN*	L, 7-41

* denotes MAC game
All CAPS denotes HOME

2011 SCHEDULE

Date	Opponent	Time
9/1	at Idaho	9 p.m.
9/10	MORGAN STATE	7 p.m.
9/17	WYOMING	TBA
9/24	at Miami*	1 p.m.
10/1	at West Virginia	TBA
10/8	at Western Michigan*	2 p.m.
10/15	TOLEDO*	12 p.m.
10/22	TEMPLE*	3:30 p.m.
10/29	at Kent State*	1 p.m.
11/8	NORTHERN ILLINOIS*	8 p.m.
11/16	OHIO*	8 p.m.
11/25	at Buffalo*	TBA
12/2	MAC Championship	7 p.m.

*denotes MAC game
All times EST/EDT
All CAPS denotes HOME
TBA - All game times not announced at time of printing





GENERAL INFORMATION

Location	DeKalb, Ill.
Nickname	Huskies
Colors	Cardinal and Black
Year Founded	1895
Enrollment	24,397
President	John Peters
Athletic Director	Jeff Compher
Conference	Mid-American
Stadium	Huskie Stadium
Capacity	24,000
Surface	Field Turf
Web Site	www.niuhuskies.com
Press Box Phone	815-753-0609
Head Coach	Dave Doeren
Alma Mater/Year	Drake/ 1993
Record at school/ Years	0-0/ First Season
Career Record/ Years	Same
Basic Offense	Multiple
Basic Defense	4-3
2010 Record/ Conf. (Finish)	11-3/8-0 (1st West)
Lettermen Returning	47
Lettermen Lost	25
Starters Returning	14
Starters Lost	13
Football SID	Joe Summins
Office Phone	815-753-9539
Office Fax	815-753-7700
E-mail	jsummins@niu.edu

ALL-TIME SERIES RESULTS

1950	H	W, 40-13	2004	H	L, 38-59
1969	A	W, 31-22	2005	A	L, 7-42
1970	H	W, 38-18	2006	H	W, 16-14
1971	H	W, 27-17	2007	A	W, 17-13
1972	H	W, 14-10	2008	H	W, 29-26
1973	H	W, 28-14	2009	A	L, 3-38
1974	A	W, 30-13	2010	H	L, 21-28
1975	H	L, 0-20	All time:		23-13-0
1976	A	W, 37-6	Home:		13-6-0
1977	H	W, 37-6	Away:		10-7-0
1978	A	W, 44-30	First at Waldo Stadium:		
1979	H	W, 45-17	1950		W, 40-13
1980	A	W, 35-6	First at Huskie Stadium:		
1981	A	W, 23-12	1969		W, 31-22
1982	H	W, 27-3			
1983	A	L, 3-27			
1984	H	L, 15-20			
1985	A	L, 0-17			
1987	H	L, 14-34			
1988	A	L, 7-15			
1991	A	W, 22-10			
1992	H	W, 13-7			
1997	A	W, 21-13			
1998	H	W, 37-23			
1999	A	W, 24-21			
2000	H	W, 52-22			
2001	A	L, 12-20			
2002	H	L, 20-24			
2003	A	L, 10-37			

2010 RESULTS

11-3 Overall/8-0 MAC

Date	Opponent	Result
9/2	at Iowa State	L, 10-27
9/11	NORTH DAKOTA	W, 23-17
9/18	at Illinois	L, 22-28
9/25	at Minnesota	W, 34-23
10/2	at Akron*	W, 50-14
10/9	TEMPLE*	W, 31-17
10/16	BUFFALO*	W, 45-14
10/23	CENTRAL MICHIGAN*	W, 33-7
10/30	at Western Michigan*	W, 21-28
11/9	TOLEDO*	W, 30-65
11/20	at Ball State*	W, 59-21
11/26	at Eastern Michigan*	W, 71-3
12/3	MIAMI#	L, 21-26
12/18	FRESNO STATE^	W, 40-17

* denotes MAC game
 # denotes MAC Championship
 ^ denotes uDrove Humanitarian Bowl
 All CAPS denotes HOME

2011 SCHEDULE

Date	Opponent	Time
9/3	ARMY	7 p.m.
9/10	at Kansas	TBA
9/17	WISCONSIN	3:30 p.m.
9/24	CAL POLY	3:30 p.m.
10/1	at Central Michigan*	3:30 p.m.
10/8	KENT STATE*	3:30 p.m.
10/15	WESTERN MICHIGAN*	3:30 p.m.
10/22	at Buffalo*	12 p.m.
11/1	at Toledo*	7 p.m.
11/8	at Bowling Green*	8 p.m.
11/15	BALL STATE*	8 p.m.
11/25	EASTERN MICHIGAN*	TBA
12/2	MAC Championship	7 p.m.

*denotes MAC game
 All times EST/EDT
 All CAPS denotes HOME
 TBA - All game times not announced at time of printing





GENERAL INFORMATION

Location	Ypsilanti, Mich.
Nickname	Eagles
Colors	Green and White
Year Founded	1849
Enrollment	23,240
President	Susan Martin
Athletic Director	Derrick Gragg
Conference	Mid-American
Stadium	Rynearson Stadium
Capacity	30, 200
Surface	Field Turf
Web Site	www.emueagles.com
Press Box Phone	734-481-0014 ext. 0072
Head Coach	Ron English
Alma Mater/Year	California/ 1990
Record at school/ Years	2-22/ 3rd Season
Career Record/ Years	Same
Basic Offense	Multiple
Basic Defense	Multiple
2010 Record/ Conf. (Finish)	2-10/ 2-6 (6th/West)
Lettermen Returning	44
Lettermen Lost	15
Starters Returning	17
Starters Lost	8
Football SID	Jim Streeter
Office Phone	734-487-0317
Office Fax	734-485-3840
E-mail	jim.streeter@emich.edu

ALL-TIME SERIES RESULTS

1906	H	L, 5-14	1995	A	W, 23-13
1907	H	W, 6-0	1996	H	L, 12-19
1913	H	W, 12-6	1997	A	W, 41-38
1914	H	W, 10-0	1998	H	W, 45-35
1915	H	W, 19-0	1999	A	W, 40-37 (OT)
1927	H	L, 0-6	2000	H	W, 28-0
1928	H	L, 9-18	2001	A	W, 31-0
1929	H	T, 7-7	2002	H	W, 33-31
1930	A	L, 0-19	2003	A	W, 31-3
1974	A	L, 19-20	2004	H	L, 31-35
1975	H	W, 24-14	2005	A	W, 44-36
1976	H	W, 31-13	2006	H	W, 18-15
1978	H	W, 32-0	2007	A	L, 2-19
1979	A	W, 17-7	2008	H	W, 31-10
1980	H	W, 37-0	2009	A	W, 35-14
1981	H	W, 38-7	2010	H	W, 45-30
1982	A	T, 3-3	All Time:		29-15-2
1983	H	W, 14-10	Home:		21-8-1
1984	A	L, 14-24	Away:		7-8-1
1985	H	W, 38-21	First at Waldo Stadium:		
1986	A	L, 14-21	1975		W, 24-14
1987	H	L, 17-23	First at Rynearson Stadium:		
1988	A	W, 31-24	1974		L, 19-20
1989	H	L, 20-21			
1990	A	L, 24-27			
1991	A	L, 24-42			
1992	H	W, 20-19			
1993	A	W, 21-20			
1994	H	W, 33-14			

2010 RESULTS

2-10 Overall/2-6 MAC		
Date	Opponent	Result
9/4	ARMY	L, 27-31
9/11	at Miami*	L, 21-28
9/18	CENTRAL MICHIGAN*	L, 14-52
9/25	at Ohio State	L, 20-73
10/2	OHIO*	L, 17-30
10/9	at Vanderbilt	L, 6-52
10/16	at Ball State*	W, 41-38 (OT)
10/23	at Virginia	L, 21-48
10/30	TOLEDO*	L, 7-42
11/13	at Western Michigan*	L, 30-45
11/20	at Buffalo*	W, 21-17
11/26	NORTHERN ILLINOIS*	L, 3-71

* denotes MAC game
All CAPS denotes HOME

2011 SCHEDULE

Date	Opponent	Time
9/3	HOWARD	7 p.m.
9/10	ALABAMA STATE	1 p.m.
9/17	at Michigan	12 p.m.
9/24	at Penn State	TBA
10/1	AKRON*	1 p.m.
10/8	at Toledo*	3 p.m.
10/15	at Central Michigan*	3 p.m.
10/22	WESTERN MICHIGAN*	1 p.m.
11/5	BALL STATE*	12 p.m.
11/12	BUFFALO*	1 p.m.
11/19	at Kent State*	1 p.m.
11/25	at Northern Illinois*	TBA
12/2	MAC Championship	7 p.m.

*denotes MAC game
All times EST/EDT
All CAPS denotes HOME
TBA - All game times not announced at time of printing





GENERAL INFORMATION

Location	Muncie, Ind.
Nickname	Cardinals
Colors	Cardinal and White
Year Founded	1918
Enrollment	17,285
President	Jo Ann M. Gora
Athletic Director	Tom Collins
Conference	Mid-American
Stadium	Scheumann Stadium
Capacity	22,500
Surface	Field Turf
Web Site	www.ballstatesports.com
Press Box Phone	765-285-5381
Head Coach	Pete Lembo
Alma Mater/Year	Georgetown/ 1992
Record at school/ Years	0-0/ First Season
Career Record/ Years	79-36/ 11th Season
Basic Offense	Multiple No Huddle
Basic Defense	4-3
2010 Record/ Conf. (Finish)	4-8/ 3-5 (4th West)
Lettermen Returning	53
Lettermen Lost	16
Starters Returning	11
Starters Lost	7
Football SID	Joe Hernandez
Office Phone	765-285-8242
Office Fax	765-285-8929
E-mail	jhernand@bsu.edu

ALL-TIME SERIES RESULTS

1971	A	W, 9-0	2003	H	W, 28-20
1972	H	W, 31-14	2004	A	L, 14-41
1973	H	W, 30-13	2005	H	L, 57-60 (50T)
1976	A	W, 24-10	2006	A	W, 41-27
1977	H	L, 25-29	2007	H	L, 23-27
1978	A	L, 14-20	2008	A	L, 22-45
1979	H	W, 20-10	2009	H	L, 17-22
1980	A	W, 17-15	2010	A	W, 45-16
1981	H	W, 14-3			
1982	A	L, 6-13	All time:		19-18
1983	H	L, 20-24	Home:		11-7
1984	A	L, 20-23	Away:		8-11
1985	H	W, 34-0			
1986	A	L, 10-24	First at Waldo Stadium:		
1987	H	W, 31-16	1972		W, 31-14
1988	A	W, 16-13			
1989	A	L, 13-14	First at Scheumann Stadium:		
1990	H	W, 14-13	1971		W, 9-0
1991	A	W, 25-16			
1992	H	W, 27-14			
1994	A	L, 13-16			
1995	A	L, 0-10			
1996	H	L, 5-28			
1997	H	W, 21-13			
1998	A	W, 24-23			
1999	H	W, 28-0			
2000	A	L, 42-3			
2001	H	L, 31-35			
2002	A	L, 7-17			

2010 RESULTS

4-8 Overall/3-5 MAC		
Date	Opponent	Result
9/2	SOUTHEAST MISSOURI STATE	W, 27-10
9/11	LIBERTY	L, 23-27
9/18	at Purdue	L, 13-24
9/25	at Iowa	L, 0-45
10/2	at Central Michigan*	W, 31-17
10/9	WESTERN MICHIGAN*	L, 16-45
10/16	EASTERN MICHIGAN*	L, 38-41
10/23	at Toledo*	L, 24-31
10/30	at Kent State*	L, 14-33
11/6	AKRON*	W, 37-30 (20T)
11/12	at Buffalo*	W, 20-3
11/20	NORTHERN ILLINOIS*	L, 21-59

* denotes MAC game
All CAPS denotes HOME

2011 SCHEDULE

Date	Opponent	Time
9/3	at Indiana^	7 p.m.
9/10	at South Florida	TBA
9/17	BUFFALO*	7 p.m.
9/24	ARMY	2 p.m.
10/1	at Oklahoma	TBA
10/8	TEMPLE*	2 p.m.
10/15	at Ohio*	3:30 p.m.
10/22	CENTRAL MICHIGAN*	2 p.m.
10/29	at Western Michigan*	2 p.m.
11/5	at Eastern Michigan*	12 p.m.
11/15	at Northern Illinois*	7 p.m.
12/2	MAC Championship	7 p.m.

*denotes MAC game
^ denotes game played at Lucas Oil Stadium in Indianapolis
All times EST/EDT
All CAPS denotes HOME
TBA - All game times not announced at time of printing



GENERAL INFORMATION

Location	Toledo, Ohio
Nickname	Rockets
Colors	Midnight Blue and Gold
Year Founded	1872
Enrollment	23,064
President	Llyod Jacobs
Athletic Director	Michael O'Brien
Conference	Mid-American
Stadium	Glass Bowl
Capacity	26,248
Surface	Field Turf
Web Site	http://utrockets.com/
Press Box Phone	419-530-3732
Head Coach	Tim Beckman
Alma Mater/Year	Findlay/1988
Record at school/ Years	13-12/ Third Season
Career Record/ Years	Same
Basic Offense	Spread
Basic Defense	Multiple
2010 Record/ Conf. (Finish)	8-5/7-1 (2nd West)
Lettermen Returning	50
Lettermen Lost	9
Starters Returning	20
Starters Lost	4
Football SID	Paul Helgren
Office Phone	419-530-4918
Office Fax	419-530-4930
E-mail	paul.helgren@utoledo.edu

ALL-TIME SERIES RESULTS

1939	A	L, 0-6	1984	A	L, 13-17
1940	H	L, 0-12	1985	H	W, 18-13
1941	H	W, 34-0	1986	A	L, 7-28
1942	H	W, 13-0	1987	H	W, 21-14
1950	H	W, 54-19	1988	A	W, 31-9
1951	A	W, 14-6	1989	A	L, 18-19
1952	H	W, 19-14	1990	H	L, 9-37
1953	A	L, 7-19	1991	H	L, 13-23
1954	H	L, 7-19	1992	A	L, 34-37
1955	A	L, 0-6	1993	H	W, 39-26
1956	H	W, 26-15	1994	A	L, 34-37
1957	A	L, 16-26	1995	H	L, 21-31
1958	H	L, 6-21	1996	A	L, 7-10 (OT)
1959	A	W, 24-14	1997	H	L, 13-23
1960	H	W, 7-3	1998	A	L, 7-35
1961	A	W, 7-0	1999	A	L, 21-45
1962	H	W, 21-0	2000	H	W, 21-14
1963	A	W, 18-7	2001	A	L, 35-41
1964	H	L, 13-21	2002	H	L, 21-42
1965	A	W, 3-0	2003	A	L, 17-34
1966	H	W, 14-13	2004	H	L, 33-59
1967	A	L, 9-35	2005	A	L, 23-56
1968	H	L, 6-30	2006	H	W, 31-10
1969	A	L, 13-38	2007	H	W, 42-28
1970	H	L, 0-20	2008	H	W, 27-17
1971	A	L, 24-35	2009	A	W, 58-26
1972	H	L, 13-20	2010	H	L, 24-37
1973	A	W, 24-22	All Time:		28-37-0
1974	H	L, 24-31	Home:		16-17-0
1975	A	L, 7-25 (At Cleveland)	Away:		11-19-0
1976	H	W, 34-24	Neutral:		0-1-0
1977	A	W, 28-7			
1978	H	W, 17-7			
1979	A	L, 0-17	First at Waldo Stadium:		
1980	H	W, 17-7	1940		L, 0-12
1981	H	L, 14-28			
1982	A	W, 17-10	First at The Glass Bowl:		
1983	H	L, 16-20	1939		L, 0-6

2010 RESULTS

8-5 Overall/7-1 MAC

Date	Opponent	Result
9/3	ARIZONA	L, 2-41
9/11	at Ohio*	W, 20-13
9/18	at Western Michigan*	W, 37-24
9/25	at Purdue	W, 31-20
10/2	WYOMING	L, 15-20
10/9	at Boise State	L, 14-57
10/16	KENT STATE*	W, 34-21
10/23	BALL STATE*	W, 31-24
10/30	at Eastern Michigan*	W, 42-7
11/9	at Northern Illinois*	L, 30-56
11/17	BOWLING GREEN*	W, 33-14
11/26	CENTRAL MICHIGAN*	W, 42-31
12/26	FLORIDA INTERNATIONAL^	L, 32-34

* denotes MAC game
 ^ denotes Little Caesars Pizza Bowl
 All CAPS denotes HOME

2011 SCHEDULE

Date	Opponent	Time
9/1	NEW HAMPSHIRE	7 p.m.
9/10	at Ohio State	12 p.m.
9/16	BOISE STATE	8 p.m.
9/24	at Syracuse	TBA
10/1	at Temple*	12 p.m.
10/8	EASTERN MICHIGAN*	3 p.m.
10/15	at Bowling Green*	12 p.m.
10/22	MIAMI*	7 p.m.
11/1	NORTHERN ILLINOIS*	7 p.m.
11/8	WESTERN MICHIGAN*	8 p.m.
11/18	at Central Michigan*	8 p.m.
11/25	at Ball State	TBA
12/2	MAC Championship	7 p.m.

*denotes MAC game
 All times EST/EDT
 All CAPS denotes HOME
 TBA - All game times not announced at time of printing



GENERAL INFORMATION

Location	Oxford, Ohio
Nickname	RedHawks
Colors	Red and White
Year Founded	1809
Enrollment	16,000
President	David Hodge
Athletic Director	Brad Bates
Conference	Mid-American
Stadium	Yager Stadium
Capacity	24,286
Surface	FieldTurf
Web Site	www.muredhawks.com
Press Box Phone	513-529-7261
Head Coach	Don Treadwell
Alma Mater/Year	Miami/ 1982
Record at school/ Years	0-0/ First Season
Career Record/ Years	Same
Basic Offense	Multiple
Basic Defense	4-3
2010 Record/ Conf. (Finish)	10-4/ 7-1(1st East)
Lettermen Returning	51
Lettermen Lost	21
Starters Returning	20
Starters Lost	7
Football SID	Mike Pearson
Office Phone	513-529-4329
Office Fax	513-529-6729
E-mail	pearsomg@muohio.edu

ALL-TIME SERIES RESULTS

1936	H	L, 0-6	1976	A	L, 0-31
1939	H	W, 6-0	1977	H	L, 8-14
1940	H	W, 20-13	1978	A	L, 3-7
1943	H	W, 6-0	1979	H	W, 24-3
1944	A	L, 6-32	1980	A	L, 24-34
1945	H	L, 13-21	1981	A	L, 19-20
1946	A	L, 0-20	1982	H	W, 10-0
1948	A	L, 28-34	1983	A	W, 20-18
1949	H	L, 20-34	1984	H	W, 17-13
1950	A	L, 0-35	1985	A	T, 10-10
1951	H	L, 27-34	1986	H	W, 27-17
1952	A	L, 6-55	1987	H	L, 0-17
1953	H	L, 6-52	1988	A	W, 41-18
1954	A	L, 0-48	1989	A	W, 14-7
1957	H	L, 0-20	1990	H	W, 31-17
1958	A	L, 20-34	1991	H	W, 24-23
1959	H	L, 0-21	1992	A	L, 7-20
1960	A	L, 14-15	1993	H	W, 17-0
1961	H	W, 6-3	1994	A	W, 28-25
1962	A	L, 7-17	2001	A	L, 11-25
1963	H	L, 19-27	2004	H	L, 21-42
1964	A	L, 0-35	2006	H	W, 27-24
1965	H	L, 9-36	2009	H	W, 48-26
1966	A	L, 9-26			
1967	H	W, 24-14	All time:		18-37-1
1968	A	L, 0-28	Home:		14-16-0
1969	H	L, 20-24	Away:		4-21-1
1970	A	L, 12-23			
1971	H	L, 6-7	First at Waldo Stadium:		
1972	A	L, 8-38	1939		W, 6-0
1973	H	L, 9-24			
1974	A	L, 0-31	First at Kelly/Shorts Stadium:		
1975	H	L, 21-44	1983		W, 20-18

2010 RESULTS

10-4 Overall/ 7-1 MAC		
Date	Opponent	Result
9/4	at Florida	L, 12-34
9/11	EASTERN MICHIGAN*	W, 28-21
9/18	COLORADO STATE	W, 31-10
9/25	at Missouri	L, 13-51
10/2	KENT STATE*	W, 27-21
10/9	at Cincinnati	L, 3-45
10/16	at Central Michigan*	W, 27-20
10/23	OHIO*	L, 13-34
10/30	at Buffalo*	W, 21-9
11/10	at Bowling Green*	W, 24-21
11/17	at Akron*	W, 19-14
11/23	TEMPLE*	W, 23-3
12/3	NORTHERN ILLINOIS^	W, 26-21
1/6	MIDDLE TENNESSEE#	W, 35-21

* denotes MAC game
 ^ denotes MAC Championship game
 # denotes GoDaddy.com Bowl
 All CAPS denotes HOME

2011 SCHEDULE

Date	Opponent	Time
9/3	at Missouri	12 p.m.
9/17	at Minnesota	3:30 p.m.
9/24	BOWLING GREEN*	1 p.m.
10/1	CINCINNATI	1 p.m.
10/8	ARMY	1 p.m.
10/15	at Kent State*	3:30 p.m.
10/22	at Toledo*	7 p.m.
10/29	BUFFALO*	3:30 p.m.
11/3	AKRON*	7:30 p.m.
11/9	at Temple*	8 p.m.
11/16	WESTERN MICHIGAN*	8 p.m.
11/22	at Ohio	7 p.m.
12/2	MAC Championship	7 p.m.

*denotes MAC game
 All times EST/EDT
 All CAPS denotes HOME
 TBA - All game times not announced at time of printing





GENERAL INFORMATION

Location	Akron, Ohio
Nickname	Zips
Colors	Blue and Gold
Year Founded	1870
Enrollment	27,911
President	Luis M. Proenza
Athletic Director	Tom Wistrill
Conference	Mid-American
Stadium	InfoCision Stadium
Capacity	30,000
Surface	ProGrass
Web Site	www.gozipt.com
Press Box Phone	330-972-2677
Head Coach	Rob Ianello
Alma Mater/Year	The Catholic Univeristy of America/ 1987
Record at school/ Years	1-11/ Second Season
Career Record/ Years	Same
Basic Offense	Pro-Style
Basic Defense	4-3
2010 Record/ Conf. (Finish)	1-11/1-7 (7th East)
Lettermen Returning	35
Lettermen Lost	23
Starters Returning	13
Starters Lost	9
Football SID	Gregg Bach
Office Phone	330-972-6106
Office Fax	330-374-8844
E-mail	gbach@uakron.edu

ALL-TIME SERIES RESULTS

1938	A	L, 0-6
1939	H	W, 6-0
1975	H	L, 21-27
1987	H	W, 24-19
1990	A	W, 24-20
1991	H	W, 35-12
1992	H	W, 24-20
1993	H	W, 20-3
1994	H	W, 19-6
1995	H	W, 7-3
1996	A	L, 7-27
1999	A	W, 24-10
2001	H	W, 31-14
2006	A	W, 17-0
2007	H	L, 38-39
2010	A	W, 56-10
All time:		12-4
Home:		8-2
Away:		4-2
First at Waldo Stadium:		
1939		W, 6-0
First at InfoCision Stadium:		
2010		W, 56-10

2010 RESULTS

1-11 Overall/1-7 MAC		
Date	Opponent	Result
9/4	SYRACUSE	L, 3-29
9/11	GARDNER-WEBB	L, 37-38 (OT)
9/18	at Kentucky	L, 10-47
9/25	at Indiana	L, 20-35
10/2	NORTHERN ILLINOIS*	L, 14-50
10/9	at Kent State*	L, 17-28
10/16	at Ohio*	L, 10-38
10/23	WESTERN MICHIGAN*	L, 10-56
10/30	at Temple*	L, 0-30
11/6	at Ball State*	L, 30-37 (OT)
11/17	MIAMI*	L, 14-19
11/26	BUFFALO*	W, 22-14

* denotes MAC game
All CAPS denotes HOME

2011 SCHEDULE

Date	Opponent	Time
9/3	at Ohio State	12 p.m.
9/10	TEMPLE*	6 p.m.
9/17	at Cincinnati	TBA
9/24	VMI	2 p.m.
10/1	at Eastern Michigan*	1 p.m.
10/8	FIU	2 p.m.
10/22	OHIO*	3:30 p.m.
10/29	CENTRAL MICHIGAN*	12 p.m.
11/3	at Miami*	7:30 p.m.
11/12	KENT STATE*	2 p.m.
11/19	at Buffalo*	12 p.m.
11/25	at Western Michigan*	TBA
12/2	MAC Championship	7 p.m.

*denotes MAC game
All times EST/EDT
All CAPS denotes HOME
TBA - All game times not announced at time of printing





#37 // BEN ARMER

PUNTER

SENIOR // 5-11 // 224

JANESVILLE, WIS. // PARKER



Career Statistics

YR	GP	NO	YDS	AVG	LG	TB	FC	I20	50+	BLK	ST	AT	TT
2010	12	57	2,342	41.1	65	7	0	14	10	0	1	2	3
2009	12	59	2,302	39.0	62	3	13	22	6	0	0	0	0
2008	13	50	2,032	40.6	57	6	2	10	11	0	0	0	0
2007	-	-	-	-	-	-	-	-	-	-	-	-	-
-- REDSHIRT --													
TOTALS	37	166	6,676	40.2	65	16	15	46	27	0	1	2	3

2010: Named Phil Steele Second Team All-MAC ... fifth best punt average in a season (41.2 yards per punt) ... matched a career high with a 62-yard punt at Michigan State (9/4), earning MAC West Special Teams POTW ... averaged 43.0 yds per punt vs. Toledo (9/18) ... career long punt of 65 yds and three punts of 50+ yds vs. Idaho (10/2), earning MAC West Special Teams POTW ... season high 51.0 yds per punt average vs. NIU (10/30), the third highest punt average in a game in program history ... career matching four punts inside 20-yd line at CMU (11/5) ... kicked fourth punt of 60 yds or longer vs. Kent State (11/20).

2009: Earned Third Team All-MAC ... named MAC West Special Teams POTW during last week of the season ... Ray Guy Award nominee ... recorded a career high 13 fair catches and pinned opponents inside their own 20-yard line a career best 22 times ... six punts at Michigan with four fair catches (9/5) ... matched career high with three punts inside the 20 at Indiana (9/12) ... registered career long punt of 62 yds at NIU (10/3) ... recorded two punts that landed inside the 10-yard line against Ball State (11/24) ... earned Third Team Phil Steele's All-MAC.

2008: Appeared in all 13 games as punter ... named to the MAC All-Freshman Team by Rivals.com ... averaged 40 yards or more per punt in seven games ... punted the ball 50-yard or further six-straight weeks ... recorded career-high eight punts at Temple (9/27) ... averaged 50.2 yards per punt with two going over 50 yards vs. Ohio (10/4) ... recorded career-long 57-yard punt and had two land inside the 20-yard line at Buffalo (10/11) ... had one tackle at Central Michigan (10/18) ... had three punts land inside the 20-yard line at Ball State (11/25) ... appeared in the Texas Bowl as punter ... averaged 36.4 yards on the day.

2007: Redshirted.

HIGH SCHOOL: 2004 Honorable mention for all-conference punter ... 2005 All-Big 8 Punter ... 2005 honorable mention for WFLA All-State punter ... 2005 second-team AP All-State punter ... led team to conference championship in 2003 and 2006 ... average 41.3 yards per punt ... long punt of 67 yards with two going over 50 yards and 14 going over 40 yards ... recorded three punts inside 10-yard line and two punts inside five-yard line ... also the league's 2006 Outside Linebacker of the Year.

PERSONAL: Exercise science major with a 3.56 GPA ... son of Becky and Ed Armer ... born Sept. 8, 1988 in Janesville, Wis.

	2010 Season Highs	Career Highs
Punts	8 at Michigan State	10 at Michigan State (11/7/09)
Punt Yards	344 v Idaho	389 at Michigan State (11/7/09)
Longest Punt	65 v Idaho	65 v Idaho (10/2/10)
Punt Average	51.0 v Northern Illinois	52.0 v Ohio (10/4/08)
Punts Inside 20	4 at Central Michigan	4, 2x - last at Central Michigan (11/5/10)
Touchbacks	2, 2x - last v Kent State	2, 6x - last v Kent State (11/20/10)
Tackles	2 v Kent State	2 v Kent State (11/20/10)

#12 // ROBERT ARNHEIM

WIDE RECEIVER

SENIOR // 5-11 // 207

ORLANDO, FLA. // EDGEWATER



Career Statistics

YR	GP	GS	REC	YDS	AVG	TD	LG	YPG	PR	PR YDS	AVG	TD	LG
2010	11	10	23	235	10.2	1	23	21.4	1	1	1.0	0	1
2009	12	10	59	701	11.9	3	65	58.4	9	62	6.9	0	26
2008	12	1	7	58	8.3	1	14	4.8	0	0	0.0	0	0
2007	-	-	-	-	-	-	-	-	-	-	-	-	-
-- REDSHIRT --													
TOTALS	35	21	89	994	11.1	5	65	28.4	10	63	6.3	0	26

2010: Two catches for six yds at Michigan State (9/4) ... three catches for 28 yds vs. Toledo (9/18) ... season high two catches for 35 yds at Ball State (10/9) ... season high five catches for 52 yds at Notre Dame (10/16) ... season highs in catches (6), receiving yds (87) with a TD vs. NIU (10/30).

2009: Earned Third Team All-MAC Offense ... scored second career TD at Indiana (9/12) ... completed first career pass on a fake FG at NIU (10/3) ... set new career highs for receptions (9) and receiving yards (112) vs. CMU (10/17) ... second-straight 100-yd receiving game vs. Buffalo (10/24) ... career long reception of 65 yds at EMU (11/14) ... led team with 59 receptions and 701 yards receiving ... earned Second Team Phil Steele's All-MAC.

2008: Made collegiate debut at Nebraska (8/30) ... attempted first career pass against Ohio (10/4) ... saw most action on the field as a wide receiver ... made first career start at wide receiver vs. Toledo (11/15) ... hauled in first career reception vs. Tennessee Tech (9/20) ... had one reception for ten yards vs. Eastern Michigan (11/1) ... recorded career-high four receptions for 38 yards and first career touchdown and appeared in career-high 39 snaps vs. Illinois (11/8) ... saw game action against Rice in the Texas Bowl (12/30).

2007: Redshirted ... member of the offensive scout team.

HIGH SCHOOL: Rated fourth-best quarterback prospect in Florida heading into senior season ... rated state's third-best quarterback by the Orlando Sentinel and fifth best signal caller by Rivals.com ... rated on Top-100 overall prospects in state of Florida by the Orlando Sentinel ... member of state championship team in 2004 ... member of regional finalist teams in 2005 and 2006 ... named all-metro, all-county and all-state as a junior ... named all-metro and all-county and received honorable mention for all-state as a senior ... three-year starter who amassed over 5,000 yards passing ... 49 career touchdown passes - 21 as a junior and 16 as a senior.

PERSONAL: Undecided on a major ... son of Marion and Torbjorn Arnheim ... born Oct. 19, 1988 in Bronxville, N.Y.

	2010 Season Highs	Career Highs
Receptions	6 v Northern Illinois	9 v Central Michigan (10/17/09)
Receiving Yards	81 v Northern Illinois	112 v Central Michigan (10/17/09)
Receiving TDs	1 v Northern Illinois	1, 5x - last v Northern Illinois (10/30/10)
Longest Reception	23 v Northern Illinois (TD)	65 at Eastern Michigan (TD) (11/14/09)
100-yd Rec Games	NA	2 (2 - 2009)
Passing Attempts	NA	1, 3x - last at Eastern Michigan (11/14/09)
Pass Completions	NA	1 at Northern Illinois (10/3/09)
Passing Yards	NA	2 at Northern Illinois (10/3/09)
Longest Punt Return	1 v Northern Illinois	26 at Michigan State (11/7/09)
Punt Return Yards	1 v Northern Illinois	35 at Michigan State (11/7/09)
Tackles	1 v Eastern Michigan	1 v Eastern Michigan (11/13/10)





#97 // FREDDIE BISHOP

DEFENSIVE END

JUNIOR // 6-4 // 253

INKSTER, MICH. // CARLETON AIRPORT



Career Statistics

YR	GP	GS	ST	AT	TT	TFL	SK	INT	PBU	FF	FR	QBH
2010	11	6	10	18	28	6.5-23	4.0-18	0	0	1	0	0
2009	12	9	13	17	30	1.5-9	1.5-9	0	0	0	0	4
2008	-- REDSHIRT --											
TOTALS	23	15	23	35	58	8.0-32	5.5-27	0	0	1	0	4

2010: Recorded a tackle vs. Nicholls State (9/11) ... three tackles, 1.0 sack and a career high 1.5 TFLs vs. Idaho (10/2) ... assisted on a sack and TFL at Notre Dame (10/16) ... career matching five tackles and pressure on QB that forced pick-six for Broncos at Akron (10/23) ... recorded a sack, 1.5 TFLs and forced a fumble at CMU (11/5) ... career high eight tackles and 2.5 TFLs vs. EMU (11/13).

2009: Made collegiate debut with two tackles at Michigan (9/5) ... made first career start vs. Hofstra (9/26) ... four tackles vs. Buffalo (10/24) ... career high five tackles at Michigan State (11/7) ... registered career highs in sacks (1.0), tackles for loss (1.0) and QB Hurries (2) at Eastern Michigan (11/14) ... ranked second on the team in QB Hurries (4) ... appeared in all 12 games and made nine starts.

2008: Redshirted ... member of defensive scout team.

HIGH SCHOOL: Ranked No. 16 overall in Michigan by Detroit Free Press ... earned All-Huron League honors in 2007 on offensive and defensive side of the ball ... earned first team all-state as a senior ... named First Team All-West in 2007 ... named Team Defensive Most Valuable Player ... listed as a top player to watch and strong college prospect by the Detroit Free Press ... received Honorable Mention for All-Huron League in 2006 ... earned all-city honors as a freshman and sophomore in 2004 and 2005 at Robichaud High School (RHS) ... earned All-Mega Conference in 2005 at RHS ... name Team Defensive Most Valuable Player at RHS in 2004.

PERSONAL: Undecided on a major ... son of Freddie Bishop and Richelle Golotta ... born Feb. 25, 1990 in Detroit, Mich.

	2010 Season Highs	Career Highs
Tackles	8 v Eastern Michigan	8 v Eastern Michigan (11/13/10)
Sacks	1.0, 3x - last v Eastern Michigan	1.0, 4x - last v Eastern Michigan (11/13/10)
Tackles for Loss	2.5 v Eastern Michigan	2.5 v Eastern Michigan (11/13/10)
Forced Fumbles	1 at Central Michigan	1 at Central Michigan (11/5/10)
QB Hurries	1 at Notre Dame	2 at Eastern Michigan (11/14/09)

#55 // TRAVONTE BOLES

DEFENSIVE TACKLE

SOPHOMORE // 6-0 // 303

VERO BEACH, FLA. // VERO BEACH



Career Statistics

YR	GP	GS	ST	AT	TT	TFL	SK	INT	PBU	FF	FR	QBH
2010	12	12	11	20	31	4.0-10	0.0-0	1-1	2	0	0	0
TOTALS	12	12	11	20	31	4.0-10	0.0-0	1-1	2	0	0	0

2010: Made collegiate debut with one tackle at Michigan State (9/4) ... three tackles and an assist on a TFL vs. Toledo (9/18) ... five tackles vs. Idaho (10/2) ... scored defensive TD on one-yard interception return at Akron (10/23) ... matched career high with five tackles vs. NIU (10/30) ... solo TFL vs. EMU (11/13).

HIGH SCHOOL: Ranked 138th defensive tackle nationally by Scout.com ... ranked 145th defensive tackle nationally by ESPN.com ... racked up 23 tackles and 3.0 sacks during sophomore and junior seasons ... rated 11th defensive tackle in the state of Florida by the Orlando Sentinel ... earned all-state, all-area, all-county and all-district ... named to FACA North/South All-Star Game in 2009 ... named team captain and Player of the Year ... MVP of All-Star Camp and D-1 Camp ... selected all-district as a track athlete.

PERSONAL: Business management major ... son of Tamaron Rolle and Antonio Boles ... born July 22, 1992 in Vero Beach, Fla.

	2010 Season Highs	Career Highs
Tackles	5, 2x - last v Northern Illinois	5, 2x - last v Northern Illinois (10/30/10)
Tackles for Loss	1.0, 2x - last at Bowling Green	1.0, 2x - last at Bowling Green (11/26/10)
Pass Break Ups	1, 2x - last v Northern Illinois	1, 2x - last v Northern Illinois (10/30/10)
INTs	1 at Akron	1 at Akron (10/23/10)
INT Ret Yds	1 at Akron	1 at Akron (10/23/10)
Longest INT Return	1 at Akron	1 at Akron (10/23/10)
INT Return for TD	1 at Akron	1 at Akron (10/23/10)

#51 // DESMOND BOZEMAN

LINEBACKER

SOPHOMORE // 6-0 // 227

FORT LAUDERDALE, FLA. // DILLARD



Career Statistics

YR	GP	GS	ST	AT	TT	TFL	SK	INT	PBU	FF	FR	QBH
2010	7	0	5	7	12	0.5-1	0.0-0	0	0	0	0	0
TOTALS	7	0	5	7	12	0.5-1	0.0-0	0	0	0	0	0

2010: Made collegiate debut with one tackle at Michigan State (9/4) ... career high seven tackles and 0.5 TFL at Ball State (10/9) ... season ended due to injury.

HIGH SCHOOL: Rated as three-star recruit by Rivals.com ... ranked as 124th best linebacker in nation by Scout.com ... ranked 102nd best inside linebacker by ESPN.com ... selected to the 14th Annual Nike South Florida High School All-Star Football Game (Miami Dade vs. Broward), earning the Defensive MVP for the game ... rated top linebacker in Broward County ... third rated defensive end in the state of Florida by the Orlando Sentinel ... earned first team all-county as a sophomore and junior ... team won district championship in 2007 and 2008.

PERSONAL: Recreation major ... son of Marilyn and Oliver Bozeman ... born Sept. 7, 1991 in Fort Lauderdale, Fla.

	2010 Season Highs	Career Highs
Tackles	7 at Ball State	7 at Ball State (10/9/10)
Tackles for Loss	0.5 at Ball State	0.5 at Ball State (10/9/10)





#43 // RAHEAM BUXTON
SAFETY
SOPHOMORE // 6-0 // 156
PAHOKEE, FLA. // PAHOKEE



Career Statistics												
YR	GP	GS	ST	AT	TT	TFL	SK	INT	PBU	FF	FR	QBH
2010	8	5	16	9	25	0.0-0	0.0-0	1-30	2	1	1-0	0
TOTALS	8	5	16	9	25	0.0-0	0.0-0	1-30	2	1	1-0	0

2010: Recorded a forced fumble and recovery on the same play, an interception, a PBU and five tackles in collegiate debut vs. Idaho (10/2) ... matched career high with five tackles and added two PBUs at Ball State (10/9) ... career high eight tackles at CMU (11/5).

HIGH SCHOOL: Rated as three-star recruit by both Rivals.com and Scout.com ... rated 80th safety by Rivals.com ... ranked 87th corner in the nation by Scout.com ... ranked No. 21 among safeties in the state of Florida by the Orlando Sentinel ... 40 tackles, two INTs, three PBUs and one fumble recovery as a junior in 2008 ... registered 165 career tackles and 10 INTs ... forced eight fumbles and recovered 10 in career ... scored 15 career TDs ... member of two state championship teams in 2007 and 2008.

PERSONAL: Sports medicine major ... son of Paul Buxton and Pamela Eady ... born Dec. 12, 1991 in Pahokee, Fla.

	2010 Season Highs	Career Highs
Tackles	8 at Central Michigan	at Central Michigan (11/5/10)
Interceptions	1 v Idaho	1 v Idaho (10/2/10)
Interception Return Yds	30 v Idaho	30 v Idaho (10/2/10)
Longest Int Return	30 v Idaho	30 v Idaho (10/2/10)
Pass Break Ups	2 at Ball State	2 at Ball State (10/9/10)
Forced Fumbles	1 v Idaho	1 v Idaho (10/2/10)
Fumble Recoveries	1 v Idaho	1 v Idaho (10/2/10)

#35 // CURTIS CANNON
RUNNING BACK
SENIOR // 5-8 // 192
BELLWOOD, ILL. // NAZARETH ACAD.



Career Statistics								
YR	GP	GS	ATT	YDS	AVG	TD	LG	YPG
2010	1	0	1	5	5.0	0	5	5.0
TOTALS	1	0	1	5	5.0	0	5	5.0

2010: Made collegiate debut with one carry for five yds vs. Nicholls State (9/11).

	2010 Season Highs	Career Highs
Rushing Attempts	1 v Nicholls State	1 v Nicholls State (9/11/10)
Rushing Yards	5 v Nicholls State	5 v Nicholls State (9/11/10)
Longest Run	5 v Nicholls State	5 v Nicholls State (9/11/10)

#14 // ALEX CARDER
QUARTERBACK
JUNIOR // 6-2 // 224
SHAWNEE, KAN. // SHAWNEE MISSION NW
2010 THIRD TEAM ALL-MAC



YR	GP	GS	ATT	COMP	YDS	PCT	TD	INT	LG	YPG	EFF
2010	12	12	458	289	3,334	63.1	30	12	75	277.8	140.62
2009	8	0	7	5	27	71.4	0	0	6	3.0	103.83
2008											
TOTALS	20	12	465	296	3,361	63.7	30	12	75	168.1	140.50

YR	GP	GS	ATT	YDS	AVG	TD	LG	AVG/G	ST	AT	TT
2010	12	12	109	226	2.1	6	21	18.8	2	0	2
2009	8	0	8	16	2.0	0	8	1.8	0	0	0
2008											
TOTALS	20	12	117	242	2.1	6	21	12.1	2	0	2

2010: Finished season with 3,334 yards and 30 TDs en route to earning Third Team All-MAC ... set school record for total offensive plays in a season (567) ... went 27-for-49 for 220 yds and 2 TDs, led team with 38 yards rushing at Michigan State (9/4) ... MAC West Offensive POTW after becoming sixth Bronco QB to throw 5 TDs in a game against Nicholls State (9/11) ... set a school record with 43 completions and became the fourth QB in program history to throw for over 400 yds in a game vs. Toledo (9/18) ... career high three rushing TDs and 66 yds rushing at Ball State (10/9) ... two rushing TDs at Notre Dame (10/16) ... second 300-yard passing game of career (372) and second five passing TD game of season at Akron (10/23) ... third 300-yd passing game with 360 vs. NIU (10/30) ... fifth multi-TD game of the season at CMU (11/5) ... fourth 300-yd passing game and sixth multi-TD game vs. EMU (11/13) ... threw four TDs at BGSU (11/26).

2009: Made collegiate debut and completed first pass on first attempt at Michigan (9/5) ... 3-for-3 passing vs. Miami (9/19) ... finished the season 5-for-7 in passing with 27 yards in eight games played.

2008: Redshirted ... member of offensive scout team.

HIGH SCHOOL: Ranked No. 12 overall in Kansas by Scout.com and Rivals.com ... ranked No. 76 quarterback by ESPN.com ... earned Sunflower League and regional championships in 2007 with a team record of 9-2 ... named All-Sunflower League three-straight seasons ... received Honorable Mention for All-Sun Country ... received honorable mention for all-state as a senior ... received Honorable Mention for Nike Football Training Camp All-America in 2005 ... received varsity letters in baseball (2) and basketball (1) ... named to KC Rivals All-Combine Team in 2007 ... completed 208-of-421 passes during career ... amassed 3,457 yards passing in three seasons with 22 passing touchdowns ... carried the ball 158 times for 524 yards and eight touchdowns.

PERSONAL: Majoring in communications ... son of Layne and Michelle Carder ... born Oct. 22, 1989 in Shawnee, Kan.

	2010 Season Highs	Career Highs
Passing Atts	64 v Toledo	64 v Toledo (9/18/10)
Completions	43 v Toledo *	43 v Toledo (9/18/10) *
Yards	403 v Toledo	403 v Toledo (9/18/10)
Longest Comp	74 v Nicholls State (TD)	74 v Nicholls State (TD) (9/11/10)
Comp Pct	80.9 v Eastern Michigan	100.0, 2x - last v Miami (9/19/09)
Passing TDs	5, 2x - last at Akron	5, 2x - last at Akron (10/23/10)
Rushing Attempts	15 v Toledo	15 v Toledo (9/18/10)
Rushing Yards	66 at Ball State	66 at Ball State (10/9/10)
Rushing TDs	3 at Ball State	3 at Ball State (10/9/10)
Longest Run	21 v Idaho	21 v Idaho (10/2/10)
Tackles	1, 2x - last at Central Michigan	1, 2x - last at Central Michigan (11/5/10)

* School Record




#22 // DAREYON CHANCE

RUNNING BACK

SOPHOMORE // 5-5 // 160

LAUDERHILL, FLA. // CARDINAL GIBBONS



YR	GP	GS	ATT	YDS	AVG	TD	LG	YPG
2010	10	3	42	188	4.5	2	41	18.8
TOTALS	10	3	42	188	4.5	2	41	18.8

YR	REC	YDS	AVG	TD	LG	YPG
2010	4	28	7.0	1	11	2.8
TOTALS	4	28	7.0	1	11	2.8

YR	PR	YDS	AVG	TD	LG
2010	1	-11	-11.0	0	-11
TOTALS	1	-11	-11.0	0	-11

YR	KR	YDS	AVG	TD	LG
2010	2	42	21.0	0	17
TOTALS	2	42	21.0	0	17

2010: Made collegiate debut at Michigan State (9/4) ... led team with 46 yds and scored first career rushing TD vs. Nicholls State (9/11) ... game long rush for 41 yds at Ball State (10/9) ... first career pass attempt on option pass at Akron (10/23) ... second career start at CMU (11/5) ... registered first career receiving TD at BGSU (11/26).

HIGH SCHOOL: Rated as a three-star recruit by Rivals.com ... ranked 144th running back nationally by Scout.com ... ranked 277th running back in the nation by ESPN.com ... carried the ball 111 times for 652 yards and eight TDs (all team highs), averaging 5.87 yards per carry ... registered 461 yards and four TDs in 2008, averaging 9.41 yards per carry ... named team MVP in 2008 and 2009 ... named to 14th Annual Nike South Florida High School All-Star Football Game (Miami Dade vs. Broward), earning MVP honors ... three-sport student-athlete earning four varsity letters in football, three in track (also named team MVP as a junior) and three in basketball ... earned first team all-county in football as a junior and senior.

PERSONAL: Son of Delvis and Al Chance ... born Sept. 14, 1992 in Plantation, Fla. ... high school teammate of fellow 2010 signee Garrett Smith.

	2010 Season Highs	Career Highs
Rushing Attempts	13 v Nicholls State	13 v Nicholls State (9/11/10)
Rushing Yards	53 at Ball State	53 at Ball State (10/9/10)
Rushing TDs	1, 2x - last v Kent State	1, 2x - last v Kent State (11/20/10)
Longest Run	41 at Ball State	41 at Ball State (10/9/10)
Receptions	2 at Akron	2 at Akron (10/23/10)
Receiving Yards	11 v Nicholls State	11 v Nicholls State (9/11/10)
Receiving TDs	1 at Bowling Green	1 at Bowling Green (11/26/10)
Longest Reception	11 v Nicholls State	11 v Nicholls State (9/11/10)
Tackles	1 v Toledo	1 v Toledo (9/18/10)
Longest Kick Return	25 at Bowling Green	25 at Bowling Green (11/26/10)
Kick Return Yards	17 at Ball State	17 at Ball State (10/9/10)
All-Purpose Yards	70 at Ball State	70 at Ball State (10/9/10)
Pass Attempts	1 at Akron	1 at Akron (10/23/10)

#50 // DYLAN CROWLEY

LINEBACKER

SOPHOMORE // 6-2 // 222

ARLINGTON HTS., ILL. // PROSPECT



Career Statistics													
YR	GP	GS	ST	AT	TT	TFL	SK	INT	PBU	FF	FR	QBH	
2010						-- DNP --							
2009						-- REDSHIRT --							
TOTALS	0	0	0	0	0	0.0	0.0	0	0	0	0	0	

2010: Walk-on ... did not see game action.

2009: Walk-on ... redshirted ... member of defensive scout team.

HIGH SCHOOL: Member of back-to-back Mid Suburban League 7A championship teams in 2007 and 2008 ... teams compiled a combined record of 13-7 ... played defensive end as a junior and both defensive end and offensive guard in 2008 as a senior ... earned varsity letter in both junior and senior seasons.

PERSONAL: Computer engineering major ... son of Brian and Sheila Crowley ... born June 3, 1991 in Arlington Heights, Ill.

#87 // MATT CUTLER

TIGHT END

SOPHOMORE // 6-3 // 251

KALAMAZOO, MICH. // PORTAGE CENTRAL



YR	GP	GS	REC	YDS	AVG	TD	LG	YPG
2010	7	0	0	0	0.0	0	0	0.0
TOTALS	7	0	0	0	0.0	0	0	0.0

2010: Walk-on ... converted to tight end ... saw action in seven games.

HIGH SCHOOL: Earned all-conference at tight end as a junior and senior and all-conference at defensive as a senior ... member of conference championship teams in 2006 and 2007 ... also lettered in track and field ... placed sixth in discus at state meet in 2008, earning all-state.

PERSONAL: Majoring in mechanical engineering with a 3.53 GPA ... son of Marc and Carol Cutler ... born July 12, 1990 in Kalamazoo, Mich.



#67 // TERRY DAVISSON
OFFENSIVE LINEMAN
SOPHOMORE // 6-6 // 296
RENSSELAER, IND. // RENSSELAER CENTRAL



Career Statistics				
YR	GP	GS	PLAYS	
2010	12	3	348	
2009	--	REDSHIRT	--	
TOTALS	12	3	348	

2010: Made collegiate debut at Michigan State (9/4) ... appeared in 22 snaps vs. Nicholls State (9/11) ... made first career start vs. Idaho (10/2), appearing in a career high 68 snaps ... team high 84 snaps at both LT and RT at Ball State (10/9) ... appeared in 348 snaps.

2009: Redshirted ... member of the offensive scout team.

HIGH SCHOOL: 2008 Journal and Courier All-Area Small School First Team ... earned 2008 Cincinnati Under Armour Combine First Team Award ... member of three-time sectional championship squad ... named Associated Press First Team 2A All-State Offense in 2008 ... Indiana Football Digest Griddy Award All-State Team ... two-time all-conference, all-area, and all-region (2007, 2008) ... top offensive lineman four-years straight ... served as team's captain in 2008 ... recorded 58 tackles, 2.5 tackles, and two fumble recoveries as a senior ... lettered four years in basketball ... earned all-conference, all-area, and all-region in 2007 ... named Top 100 Basketball Players in Indiana, Top 5 Rebounder, and Top 12 Field Goal player by IHSSA in 2007.

PERSONAL: Electrical engineering major with 3.05 GPA ... son of Terry and Stephanie Davison ... born June 24, 1990 in Fayetteville, N.C.

	2010 Season Highs	Career Highs
Games Played	12	12 (2010)
Game Started	3	3 (2010)
Plays	348	348 (2010)
Plays in a Game	84 at Ball State	84 at Ball State (10/9/10)

#57 // MANNY DIAZ
DEFENSIVE END
REDSHIRT FRESHMAN // 6-3 // 229
HIALEAH, FLA. // HIALEAH MIAMI LAKES



Career Statistics												
YR	GP	GS	ST	AT	TT	TFL	SK	INT	PBU	FF	FR	QBH
2010						--	REDSHIRT	--				
TOTALS	0	0	0	0	0	0.0	0.0	0	0	0	0	0

2010: Red-shirted ... member of defensive scout team.

HIGH SCHOOL: Rated 178th defensive end in the nation according to ESPN.com ... ranked first at Miami Sparq Combine among 3,000 participants with a 102.99 rating ... named to 14th Annual Nike South Florida High School All-Star Football Game (Miami Dade vs. Broward) ... named to Public vs. Private All-Star game ... over 20 sacks and 50 tackles for loss in career ... recorded over 15 forced fumbles, seven blocked punts and two safeties.

PERSONAL: Computer science major with a 3.28 GPA ... son of Teresa Herrera and Giraldo Diaz ... born Sept. 21, 1991 in Hialeah, Fla.

#28 // KEITH DIXSON
ROVER
SENIOR // 6-1 // 193
FLINT, MICH. // CARMAN-AINSWORTH



YR	GP	GS	ST	AT	TT	TFL	SK	INT	PBU	FF	FR	QBH
2010	11	2	10	12	22	0.5-1	0.0-0	1-5	0	0	1-0	0
2009	9	1	16	14	30	0.0-0	0.0-0	0	3	0	0	0
2008	11	0	1	0	1	0.0-0	0.0-0	0	1	0	0	0
2007						--	REDSHIRT	--				
TOTALS	31	3	27	26	53	0.5-1	0.0-0	1-5	4	0	1-0	0

2010: Had a tackle at Michigan State (9/4) ... recorded a tackle, third of the season, at Ball State (10/9) ... two special teams tackles at Akron (10/23) ... first career interception and fumble recovery vs. EMU (11/13) ... season high 10 tackles vs. Kent State (11/20).

2009: Appeared in 11 games, making first career start in the season opener against Michigan (9/5) ... recorded six tackles against the Wolverines ... set new career high with 11 tackles at NIU (10/3) ... had a career high four pass break ups.

2008: Appeared in 11 games ... made collegiate debut at Nebraska (8/30) ... appeared as defensive back for the first time at Idaho (9/13) ... had a solo tackle vs. Tennessee Tech (9/20) ... registered first career pass break-up vs. Ohio (10/4) ... appeared in the Texas Bowl vs. Rice (12/30).

2007: Redshirted ... member of defensive scout team.

PREP SCHOOL: Recorded 41 tackles and had six interceptions.

HIGH SCHOOL: First-team All-Big Nine Conference as a defensive back ... second-team All-Big Nine Conference as a wide receiver ... named to the Flint Journal All-Area team as a defensive back ... honorable mention for all-state ... led the Big Nine in interceptions with six ... caught 31 passes for 531 yards to lead team in both categories ... named to the Detroit Free Press Blue Chip list ... was a pivotal member of the school's 2005 state championship track team ... ran the 4X2, 4X4 and participated in the high jump.

PERSONAL: Majoring in culinary arts ... son of Tonya and Kevin Dixson ... born Sept. 25, 1988 in Flint, Mich.

	2010 Season Highs	Career Highs
Tackles	10 v Kent State	11 at Northern Illinois (10/3/09)
Tackles for Loss	0.5 v Nicholls State	0.5 v Nicholls State (9/11/10)
Pass Break Ups	NA	1, 4x - last v Buffalo (10/24/09)
Fumble Recoveries	1 v Eastern Michigan	1 v Eastern Michigan (11/13/10)
Interceptions	1 v Eastern Michigan	1 v Eastern Michigan (11/13/10)
Interception Return Yards	5 v Eastern Michigan	5 v Eastern Michigan (11/13/10)
Longest Int Return	5 v Eastern Michigan	5 v Eastern Michigan (11/13/10)





#29 // TEVIN DRAKE

RUNNING BACK

SOPHOMORE // 5-11 // 212

BROOKSVILLE, FLA. // NATURE COAST TECH



YR	GP	GS	ATT	YDS	AVG	TD	LG	YPG
2010	7	3	40	405	10.1	4	70	57.9
TOTALS	7	3	40	405	10.1	4	70	57.9

YR	REC	YDS	AVG	TD	LG	YPG
2010	2	48	24.0	0	49	6.9
TOTALS	2	48	24.0	0	49	6.9

2010: Made collegiate debut at Ball State with 63 yds rushing on eight carries (7.9 ypc) (10/9) ... first career reception at Notre Dame (10/16) ... scored first career rushing TD with 57-yard run at Akron (10/23) ... 49-yard reception on first play from scrimmage vs. EMU (11/13) ... first career 100-yd game with 102 and two rushing TDs vs. Kent State (11/20) ... second 100-yard game of the season with 127 and a 35-yd score at BGSU (11/26).

HIGH SCHOOL: Rated No. 11 running back in the state of Florida by the Orlando Sentinel ... rated as a three-star recruit by Rivals.com and ESPN.com ... ranked 109th running back in the nation by Scout.com and ESPN.com ... carried the ball 206 times for 1,529 yards and 18 TDs in 2009 ... averaged 7.4 yards per carry ... had two games with over 200 yards rushing with 226 against Springstead (9/11) ... also recorded 13 tackles defensively ... named to FACA North/South All-Star Game in 2009 ... registered two 1,500 yard seasons on the ground during scholastic career ... two-time first team all-state selection ... holds school records for career rushing TDs and rushing yards.

PERSONAL: Business major ... son of Ernest (Jr.) and Belinda Drake ... born March 28, 1992 in West Palm Beach, Fla.

	2010 Season Highs	Career Highs
Rushing Attempts	10 at Bowling Green	10 at Bowling Green (11/26/10)
Rushing Yards	127 at Bowling Green	127 at Bowling Green (11/26/10)
Longest Run	74 v Kent State	74 v Kent State (11/20/10)
100-Yd Rushing Games	2, last at Bowling Green	(2 - 2010)
Rushing TDs	2 v Kent State	2 v Kent State (11/20/10)
Receptions	1, 2x - last v Eastern Michigan	1, 2x - last v Eastern Michigan (11/13/10)
Receiving Yards	49 v Eastern Michigan	49 v Eastern Michigan (11/13/10)
Longest Reception	49 v Eastern Michigan	49 v Eastern Michigan (11/13/10)
Tackles	1, 2x - last v Eastern Michigan	1, 2x - last v Eastern Michigan (10/23/10)

#93 // PAUL DREHER

DEFENSIVE TACKLE

JUNIOR // 6-5 // 288

BUCHANAN, MICH. // NILES



Career Statistics												
YR	GP	GS	ST	AT	TT	TFL	SK	INT	PBU	FF	FR	QBH
2010	5	0	1	5	6	0-0-0	0-0-0	0	0	0	0	0
2009	8	2	1	1	2	1.0-1	0.0-0	0	0	0	0	0
2008	-REDSHIRT-											
TOTALS	13	2	2	6	8	1.0-1	0.0-0	0	0	0	0	0

2010: Walk-on ... made season debut at Akron (10/23) after missing first six games of season due to injury ... records first tackle of the season vs. EMU (11/13) ... career high three tackles vs. Kent State (11/20).

2009: Walk-on ... made collegiate debut at Michigan (9/5) ... made first collegiate start and recorded one tackle and a TFL at Indiana (9/12) ... registered a tackle against Hofstra (9/26) ... appeared in eight games and made two starts.

2008: Walk-on ... redshirted ... member of offensive scout team.

HIGH SCHOOL: Walk-on ... earned First Team All-Southwest Michigan Athletic Conference 16 as a senior ... received honorable mention for All-SMAC 16 during sophomore season.

PERSONAL: Majoring in business ... son of Gary and Diane Dreher ... born Oct. 24, 1989 in Niles, Mich.

	2010 Season Highs	Career Highs
Tackles	3 v Kent State	3 v Kent State (11/20/10)
Tackles for Loss	NA	1.0 at Indiana (9/12/09)





#20 // BRIAN FIELDS

RUNNING BACK

SOPHOMORE // 5-9 // 203

NEW CASTLE, DEL. // WILLIAM PENN



YR	GP	GS	ATT	YDS	AVG	TD	LG	YPG
2010	12	0	56	362	6.5	3	74	30.1
2009				-- REDSHIRT --				
TOTALS	12	0	56	362	6.5	3	74	30.1

YR	REC	YDS	AVG	TD	LG	YPG
2010	7	51	7.3	1	11	4.3
2009			-- REDSHIRT --			
TOTALS	7	51	7.3	1	11	4.3

YR	KR	YDS	AVG	TD	LG	ALL-PURPOSE
2010	14	287	20.5	42	0	700
2009		-- REDSHIRT --				
TOTALS	14	287	20.5	42	0	700

2010: Made collegiate debut with a reception and two special teams tackles at Michigan State (9/4) ... first career blocked punt vs. Toledo (9/18) ... returned first career kick vs. Idaho (10/2) ... longest career kick return for 28 yds at Ball State (10/9) ... new career long kick return of 36 yds at Notre Dame (10/16) ... 42-yd kick return vs. NIU (10/30) ... career high 71 yds rushing on career high 13 carries at CMU (11/5) ... rushed for a career high 107 yds and recorded 3 TDs (2 rush, 1 rec) vs. EMU (11/13) ... second-straight 100-yard rushing game with 132 yds against Kent State (11/20).

2009: Redshirted ... member of offensive scout team.

HIGH SCHOOL: Ranked No. 142 by ESPN.com and No. 193 by Scout.com as a running back prospect ... earned first-team All-State as running back and return specialist as a senior ... named first-team All-State as running back, defensive back, and return specialist as a sophomore ... three-time All-State return specialist (2006, 2007, 2008) ... four-time All-Blue Hen Flight A selection as running back and three-time selection as defensive back ... nominated for both the Army and Under Armour All-American Games ... appeared in Delaware's 54th annual Blue-Gold All-Star game ... rushed for over 5,000 yards and scored 74 total touchdowns in career ... rushed for 1,000 yards in sophomore and junior seasons ... rushed for 13 touchdowns, returned two punts and one kickoff for scores, and returned an interception for a score as a senior ... three-sport athlete lettering in football, basketball, and track.

PERSONAL: Majoring in family studies with a 3.39 GPA ... son of Brian Fields and Evelyn Butter ... high school teammate of current Bronco Lewis Toler.

	2010 Season Highs	Career Highs
Rushing Attempts	13, 2x - last v Kent State	13, 2x - last v Kent State (11/20/10)
Rushing Yards	132 v Kent State	132 v Kent State (11/20/10)
Longest Run	74 v Kent State	74 v Kent State (11/20/10)
Rushing TDs	2 v Eastern Michigan	2 v Eastern Michigan (11/13/10)
100-yd Rushing Game	2, last v Kent State	(2 - 2010)
Receptions	3 v Kent State	3 v Kent State (11/20/10)
Receiving Yards	20 v Eastern Michigan	20 v Eastern Michigan (11/13/10)
Longest Reception	11 v Eastern Michigan	11 v Eastern Michigan (11/13/10)
Receiving TDs	1 v Eastern Michigan	1 v Eastern Michigan (11/13/10)
Tackles	2, 2x - last at Ball State	2, 2x - last at Ball State (10/9/10)
Blocked Punts	1 v Toledo	1 v Toledo (9/18/10)
Longest Kick Return	42 v Northern Illinois	42 v Northern Illinois (10/30/10)
Kick Return Yds	105 at Notre Dame	105 at Notre Dame (10/16/10)
All-Purpose Yds	149 v Kent State	149 v Kent State (11/20/10)

#62 // KEVIN GALEHER

OFFENSIVE LINEMAN

JUNIOR // 6-4 // 312

EVERGREEN PARK, ILL. // ST. RITA



Career Statistics			
YR	GP	GS	PLAYS
2010	11	3	267
2009	6	0	102
2008	-- REDSHIRT --		
TOTALS	17	3	369

2010: Made season debut with 31 snaps vs. Nicholls State (9/11) ... made first career start vs. Idaho (10/2), playing in a career high 65 snaps ... played in most plays in a season of career (267) ... played in the most games in a season (11).

2009: Made collegiate debut vs. Miami (9/19) ... appeared in six games and on 102 offensive snaps ... participated in a season best 60 snaps against Ball State (11/24).

2008: Redshirted ... member of defensive scout team.

HIGH SCHOOL: Ranked No. 56 offensive tackle by ESPN.com ... ranked No. 43 overall in Illinois by Scout.com ... team amassed 32-8 record (2005-07) en route to winning 2007 City Championship ... team went 13-1 in 2006 on its way to winning Chicago Catholic League Blue championship and the Illinois High School Association (IHSA) State Championship ... earned All-Chicago Catholic League Blue as a junior and senior ... named all-state and all-area in 2006 and 2007 ... varsity starter on football and wrestling teams since sophomore season ... placed second (275 lbs.) at state wrestling tournament in 2005.

PERSONAL: Majoring in engineering ... son of Micheal and Mary Ann Galeher ... born Oct. 24, 1989.

	2010 Season Highs	Career Highs
Games Played	11	11 (2010)
Games Started	3	3 (2010)
Plays	267	267 (2010)
Plays in a Game	65 v Idaho	65 v Idaho (10/2/10)

#52 // NICK GALVIN

LINEBACKER

REDSHIRT FRESHMAN // 6-0 // 222

CINCINNATI, OHIO // MOELLER



Career Statistics												
YR	GP	GS	ST	AT	TT	TFL	SK	INT	PBU	FF	FR	QBH
2010						-- REDSHIRT --						
TOTALS	0	0	0	0	0	0.0	0.0	0	0	0	0	0

2010: Redshirted ... member of defensive scout team.


HIGH SCHOOL: Rated 103rd middle linebacker in the nation by Scout.com ... ranked 89th inside linebacker by ESPN.com ... finished 2009 with 60 tackles and 10.0 sacks ... also registered one PBU and one fumble recovery ... finished career with 197 tackles, 30.5 sacks and 61 tackles for loss ... named All-Greater Catholic League (GCL) three times (2007-09) ... earned all-city in 2007 and 2008 ... named All-Southwest Ohio in 2007 and 2009 ... earned Second Team All-Ohio honors in 2009.

PERSONAL: Undecided on a major and carries 3.19 GPA ... son of Michelle and Tim Galvin ... born May 6, 1992 in Cincinnati.





#95 // BRENDON GANNON
DEFENSIVE END
REDSHIRT FRESHMAN // 6-3 // 260
HALETHORPE, MD. // CARDINAL GIBBONS



Career Statistics												
YR	GP	GS	ST	AT	TT	TFL	SK	INT	PBU	FF	FR	QBH
2010												
-- REDSHIRT --												
TOTALS	0	0	0	0	0	0.0	0.0	0	0	0	0	0

2010: Redshirted ... member of defensive scout team.

PREP SCHOOL: Named captain of team in 2009 ... led the team in tackles with 64 ... led the team in sacks with 8.0, compiling the sacks in seven games played.

HIGH SCHOOL: Received honorable mention for Super 22 as a junior ... named team captain during senior season ... named All-MIAA B-Conference as both a sophomore and as a senior ... named to the Baltimore Touchdown Club All-Star Game as a starter ... led team with 98 tackles during junior campaign ... two-sport student-athlete (football and basketball).

PERSONAL: Undecided on a major ... son of Latonia Patrice Small ... born July 13, 1991 in Baltimore.

#75 // JOSH HADEL
OFFENSIVE LINEMAN
SOPHOMORE // 6-6 // 300
GLADSTONE, MICH. // GLADSTONE



Career Statistics			
YR	GP	GS	PLAYS
2010	3	0	18
2009	--	--	REDSHIRT --
TOTALS	3	0	18

2010: Made collegiate debut with eight snaps vs. Nicholls State (9/11) ... appeared in three games.


2009: Redshirted ... member of the offensive scout team.

HIGH SCHOOL: Ranked No. 98 offensive guard by Scout.com and No. 106 by ESPN.com ... earned First Team All-Great Northern Conference twice ... ranked No. 29 Michigan recruit on Detroit Free Press Fab 50 ... named All-Upper Peninsula Dream Team as a junior and senior ... helped lead football team to district championship and 9-3 overall record in 2008 ... served as team's captain as a senior ... never allowed a sack during playing career (three years) ... earned three varsity letters in wrestling ... posted a 39-15 record on the mat and helped team qualify for state championships.

PERSONAL: Biomedical science major ... son of Jerry and Michelle Hadel ... born July 28, 1990 in Grand Rapids, Mich.

	2010 Season Highs	Career Highs
Games Played	3	3 (2010)
Plays	18	18 (2010)
Plays in a Game	8 v Nicholls State	8 v Nicholls State (9/11/10)

#85 // BLAKE HAMMOND
TIGHT END
JUNIOR // 6-5 // 247
MOKENA, ILL. // LINCOLN WAY EAST



Career Statistics									
YR	GP	GS	REC	YDS	AVG	TD	LG	YPG	
2010	8	6	9	111	12.3	3	28	13.9	
2009	12	3	13	80	6.2	2	12	6.7	
2008									
-- REDSHIRT --									
TOTALS	20	9	22	191	8.7	5	28	9.6	

2010: Had a career high 61 yds receiving with a TD at Michigan State (9/4/10) ... scored fourth career TD vs. Nicholls State (9/11) ... hauled in third TD of season at BGSU (11/26).

2009: Made collegiate debut at Michigan (9/5) ... made first career start at Indiana (9/12) ... scored first career TD with first career reception vs. Miami (9/19) ... hauled in second career TD reception at Michigan State (11/7) and had a career high 35 yards receiving ... appeared in 12 games and made three starts.

2008: Redshirted ... member of offensive scout team.

HIGH SCHOOL: Triple-threat student-athlete ... only player in high school program history to score a rushing, passing and receiving touchdown in one game ... member of four-time Southwest Suburban Conference (SSC) championship teams (2004-07) ... team captured Illinois High School Association (IHSA) state championship in 2005 ... named All-SSC as a junior and a senior ... team had a combined record (2004-07) of 42-5 during playing career ... scored 41 career touchdowns ... amassed 2,591 yards passing and 28 passing touchdowns during career ... rushed for 706 yards and nine touchdowns during career ... registered 707 receiving yards and four receiving touchdowns during career ... set school lifting record for quarterbacks in 2007.

PERSONAL: Majoring in education ... son of Wayne and Rhonda Hammond ... born Oct. 2, 1989 in Orland Park, Ill.

	2010 Season Highs	Career Highs
Receptions	4 at Michigan State	5 at Michigan State (11/7/09)
Receiving Yards	61 at Michigan State	61 at Michigan State (9/4/10)
Receiving TDs	1, 3x - at Bowling Green	1, 5x - last at Bowling Green (11/26/10)
Longest Reception	28 at Michigan State	28 at Michigan State (9/4/10)





BRONCO FOOTBALL BIOS - VETERANS

#99 // PAUL HAZEL
DEFENSIVE END
JUNIOR // 6-5 // 210
MIAMI, FLA. // SOUTH MIAMI
THIRD TEAM ALL-MAC



Career Statistics

YR	GP	GS	ST	AT	TT	TFL	SK	INT	PBU	FF	FR	QBH	BLK
2010	12	12	25	21	46	12.0-65	8.0-56	0	0	1	0	7	0
2009	12	0	7	5	12	2.5-16	3.0-15	0	0	0	1	3	1
TOTAL	24	12	32	26	58	14.5-81	11.0-71	0	0	1	1	10	1

2010: Led the team with 8.0 sacks, ranking third in the MAC ... earned Third Team All-MAC ... had two tackles with a TFL at Michigan State (9/4) ... matched career high with five tackles and had a career high 2.0 sacks vs. Toledo (9/18) ... 1.0 sack and a QB Hurry vs. Idaho (10/2) ... matched career high with five tackles at Ball State (10/9) ... career high seven tackles with 1.5 sacks and 2.0 TFLs at Notre Dame (10/16) ... assisted on safety at CMU (11/5) ... forced fumble vs. EMU (11/13) ... team leading seventh sack of the season vs. Kent State (11/20).

2009: Named to Non-Automatic Qualifier All-Freshman Team by ESPN.com ... registered two tackles and a QB hurry vs. Miami (9/19) ... recorded first career solo sack, forced fumble and fumble recovery on same play vs. Hofstra (9/26) ... set career high with five tackles at Eastern Michigan (11/14) ... blocked punt against Ball State (11/24).

HIGH SCHOOL: Named Most Valuable Player on both football and basketball teams ... named All-Dade County in football ... named All-Dade County in basketball ... McDonald's All-American candidate ... named all-state in basketball ... Miami Slam Dunk Champion ... defensive captain in football, three-year letterwinner in football and basketball.

PERSONAL: Criminal justice major ... son of Rachel Hazel and Simon Codrington, Jr. ... born May 4, 1990 in Miami, Fla.

	2010 Season Highs	Career Highs
Tackles	7 at Notre Dame	7 at Notre Dame (10/16/10)
Sacks	2.0 v Toledo	2.0 v Toledo (9/18/10)
Tackles for Loss	2.0, 2x - last at Notre Dame	2, 2x - last at Notre Dame (10/16/10)
Fumbles Forced	1 v Eastern Michigan	1, 4x - last v Eastern Michigan (11/13/10)
Fumble Recoveries	NA	1 v Hofstra (9/26/09)
QB Hurries	1, 4x - last v Northern Illinois	1, 7x - last v Northern Illinois (10/30/10)
Blocked Kicks	NA	1 v Ball State (punt) (11/24/09)
Safety	0.5 at Central Michigan	0.5 at Central Michigan (11/5/10)

#26 // JON HENRY
SAFETY
REDSHIRT FRESHMAN // 6-0 // 173
KENTWOOD, MICH. // EAST KENTWOOD



Career Statistics


YR	GP	GS	ST	AT	TT	TFL	SK	INT	PBU	FF	FR	QBH
2010												
TOTALS	0	0	0	0	0	0.0	0.0	0	0	0	0	0

2010: Redshirted ... member of defensive scout team.

HIGH SCHOOL: Rated 25th best recruit in the state of Michigan by the Detroit Free Press ... named All-OK Red Conference in 2009 ... named all-conference, all-region, all-state and All-American in track & field every year from 2006 to present ... two-time state champion in the 100m, 4x100 relay and 4x200 relay ... earned stated title in 200m in 2010 ... set times of 10.6 in the 100m, 41.4 in the 4x100 relay and 126.6 in the 4x200 relay ... named Academic All-American.

PERSONAL: Biomedical sciences major with a 3.00 GPA ... son of Colman and Tamika Henry ... born May 2, 1992 in Ann Arbor, Mich.

#31 // SCOTT HINDS
STRONG SAFETY
JUNIOR // 6-2 // 194
FORT MYERS, FLA. // FORT MYERS



Career Statistics

YR	GP	GS	ST	AT	TT	TFL	SK	INT	PBU	FF	FR	QBH
2010	10	0	9	6	15	0.0-0	0.0-0	0	1	0	0	0
2009	12	0	4	4	8	0.0-0	0.0-0	0	0	0	0	0
2008												
TOTALS	22	0	13	10	23	0.0-0	0.0-0	0	1	0	0	0

2010: Had a tackle at Michigan State (9/4) ... matched career high with two tackles vs. Nicholls State (9/11) ... matched career high with two tackles vs. Idaho (10/2) ... set new career high with six tackles and a PBU at Ball State (10/9).

2009: Appeared in all 12 games ... made collegiate debut at Michigan (9/5) ... recorded two tackles at Toledo (10/10).

2008: Redshirted ... member of offensive scout team.

HIGH SCHOOL: Member of two-time 5A District 12 championship teams in 2005 and 2007 ... team compiled 24-9 record during career and finished runner up in the district in 2006 ... earned varsity letters in two sports in high school, earning two letters in football and one in basketball ... earned all-state recognition as a senior in 2007 ... named all-area and All-5A District 12 during senior season ... hauled in 28 receptions for 650 yards and eight touchdowns as a senior.

PERSONAL: Majoring in business ... son of Adam and Betsy Hinds ... born Feb. 25, 1990 in Miami, Fla.

	2010 Season Highs	Career Highs
Tackles	6 at Ball State	6 at Ball State (10/9/10)
Pass Break Up	1 at Ball State	1 at Ball State (10/9/10)

#71 // JON HOFFING
OFFENSIVE LINEMAN
REDSHIRT FRESHMAN // 6-5 // 269
LIBERTYVILLE, ILL. // LIBERTYVILLE



Career Statistics

YR	GP	GS	PLAYS
2010			
TOTALS	0	0	0

2010: Redshirted ... member of the offensive scout team.


HIGH SCHOOL: Ranked 74th among offensive guards in the country by Scout.com ... rated 188th offensive guard in the nation by ESPN.com ... earned All-North Suburban Lake (NSL) ... earned second team all-area.

PERSONAL: Athletic training major ... son of Steve and Annette Hoffing ... born Sept. 29, 1991 in Libertyville, Ill





#25 // MICHAEL JOHNSON
WIDE RECEIVER // RUNNING BACK
REDSHIRT FRESHMAN // 6-1 // 208
DETROIT, MICH. // CLINTONDALE



YR	GP	GS	ATT	YDS	AVG	TD	LG	YPG
2010			-- REDSHIRT --					
TOTALS	0	0	0	0	0.0	0	0	0.0

YR	REC	YDS	AVG	TD	LG	YPG
2010			-- REDSHIRT --			
TOTALS	0	0	0.0	0	0	0.0

2010: Redshirted ... member of the offensive scout team ... converted to running back after the season.

HIGH SCHOOL: Rated 42nd best recruit in the state of Michigan by the Detroit Free Press ... member of 2008 district championship team ... named team MVP and first team all-county in 2008 and 2009 ... set school record for average yards per carry (14.2 ypc) ... received honorable mention from Detroit Free Press ... team MVP and winner of team's Iron Man Award in 2009 ... named to 2010 all-star game ... letterwinner in football, basketball and track ... set school record in 100m dash ... 2,846 career passing yards, 3,688 career rushing yards, 604 career receiving yards, 477 punt return yards ... 42 career rushing TDs and 27 career passing TDs.

PERSONAL: Business/communications major ... son of Michael and Melissa Johnson ... born Feb. 22, 1992 in Roseville, Mich.

#40 // KYLE LARK
LINEBACKER
SOPHOMORE // 6-1 // 231
ALMA, MICH. // ALMA



Career Statistics												
YR	GP	GS	ST	AT	TT	TFL	SK	INT	PBU	FF	FR	QBH
2010	7	0	2	8	10	1.5-1	0.0-0	0	0	0	1	0
2009						-- REDSHIRT --						
TOTALS	7	0	2	8	10	1.5-1	0.0-0	0	0	0	1	0

2010: Made collegiate debut one tackle and a fumble recovery at Michigan State (9/4) ... registered tackle for loss vs. Nicholls State (9/11) ... two tackles vs. Toledo (9/18) ... assisted on a TFL at Ball State (10/9) ... season high five tackles vs. Kent State (11/20).

2009: Redshirted ... member of defensive scout team.

HIGH SCHOOL: Ranked No. 27 among prospects in Michigan on Detroit News 2009 Blue Chip list ... earned Associated Press and Detroit Free Press All-State Defense in 2008... named to Dream Team by Detroit News, Saginaw News and Lansing State Journal ... awarded 2008 Morning Sun Defensive Player of the Year ... holds program record with 384 career tackles ... nominated to the 2008 Michigan East-West All-Star game ... three-sport athlete lettering in football, basketball, and track ... state qualifier for Division II shot put in 2008 ... maintained a 3.9 GPA and was a member of the National Honor Society.

PERSONAL: Biology major with a 3.61 GPA ... son of Randy and Sonia Lark ... born March 31, 1991 in Grand Rapids, Mich.

	2010 Season Highs	Career Highs
Tackles	5 v Kent State	5 v Kent State (11/20/10)
Tackles for Loss	0.5, 3x - last v Kent State	0.5, 3x - last v Kent State (11/20/10)
Fumble Recoveries	1 at Michigan State	1 at Michigan State (9/4/10)

#36 // DEAUNTAY LEGRIER
DEFENSIVE END
JUNIOR // 6-1 // 249
ROCHELLE, GA. // WILCOX COUNTY



Career Statistics												
YR	GP	GS	ST	AT	TT	TFL	SK	INT	PBU	FF	FR	QBH
2010	10	8	7	25	32	5.0-23	3.0-17	0	0	0	0	1
2009	10	8	22	22	44	7.0-18	0.5-3	0	1	0	1-0	2
2008						-- REDSHIRT --						
TOTALS	20	16	29	47	76	12.0-41	3.5-20	0	1	0	1	3

2010: Led team with a career matching eight tackles and had 1.0 TFL and sack at Michigan State (9/4) ... matched career high with 1.0 TFL vs. Idaho (10/2) ... missed two games due to injury, returning against NIU (10/30) ... assisted on a safety at CMU (11/5) ... seven tackles and QB hurry vs. EMU (11/13) ... season high 1.5 TFLs at BGSU (11/26).

2009: Made collegiate debut and first start at Michigan (9/5) finishing with seven tackles and a TFL ... set new career high with eight tackles at Toledo (10/10) ... two QB hurries vs. Buffalo (10/24) ... registered 1.5 tackles for loss in two separate games ... appeared in 10 games, making eight starts.

2008: Redshirted ... member of defensive scout team.

HIGH SCHOOL: Member of the 2007 Region 2A championship team that finished the season state runner-up in Georgia with a mark of 13-2 ... GACA Class A Defensive Player of the Year ... team finished 2006 season ranked No. 10 in state after going 9-3 ... earned first-team all-area as a junior ... named first team all-state during junior and senior seasons ... named First Team All-Region 2A during senior season ... played on both sides of the ball at fullback and linebacker during scholastic career ... rushed for 600 yards in 2006 and 500 yards in 2007 ... made 120 tackles as a junior with 12.0 sacks and three forced fumbles ... amassed 135 tackles in 2007 with 10.0 sacks and forced seven fumbles.

PERSONAL: Business major ... son of Robert Dixon and Regina Legrier ... born Nov. 8, 1989 in Hawkinsville, Ga.

	2010 Season Highs	Career Highs
Tackles	8 at Michigan State	8, 2x - last at Michigan State (9/4/10)
Tackles for Loss	1.5 at Bowling Green	1.5, 3x - last at Bowling Green (11/26/10)
Sacks	1.0, 2x - last v Idaho	1.0, 2x - last v Idaho (10/2/10)
Pass Break Up	NA	1 at Northern Illinois (10/3/09)
Fumble Recoveries	NA	1 v Central Michigan (10/17/09)
QB Hurries	1 v Eastern Michigan	2 v Buffalo (10/24/09)
Safety	0.5 at Central Michigan	0.5 at Central Michigan (11/5/10)



#56 // T.J. LYNCH

DEFENSIVE END

SENIOR // 6-4 // 253

BLYTHE, GA. // HEPHZIBAH // GEORGIA MC



Career Statistics												
YR	GP	GS	ST	AT	TT	TFL	SK	INT	PBU	FF	FR	QBR
2010						-- DNP --						
2009	9	0	2	5	7	0.5-3	0.5-3	0	0	0	0	1
TOTALS	9	0	2	5	7	0.5-3	0.5-3	0	0	0	0	1

2010: Did not see action due to injury.

2009: Made debut at Michigan (9/5) ... set career bests with two tackles, 0.5 sack and TFL and a QB hurry vs. Miami (9/19) ... appeared in nine games.

JUNIOR COLLEGE: Helped lead team to an 18-2 record in two seasons ... squad was ranked fifth in the nation in 2007 and third nationally in 2008 ... recorded eight sacks in career.

HIGH SCHOOL: Named all-state, all-region and all-area as a senior ... received honorable mention all-area and earned second-team all-region as a junior ... holds high school program records for tackles in a game (21) and in a season (148) ... recorded 286 career tackles.

PERSONAL: Pre-engineering major ... son of Willie and Annette Lynch ... born June 29, 1988 in Augusta, Ga.


	2009 Season Highs	Career Highs
Tackles	2 v Miami	2 v Miami (9/19/09)
Sacks	0.5 v Miami	0.5 v Miami (9/19/09)
Tackles for Loss	0.5 v Miami	0.5 v Miami (9/19/09)
QB Hurries	1 v Miami	1 v Miami (9/19/09)

#86 // ERIC MONETTE

WIDE RECEIVER

JUNIOR // 6-6 // 201

PORTAGE, MICH. // PORTAGE CENTRAL



YR	GP	GS	REC	YDS	AVG	TD	LG	YPG
2010					-- DNP --			
2009	2	0	0	0	0.0	0	0	0.0
2008					-- REDSHIRT --			
TOTALS	2	0	0	0	0.0	0	0	0.0

2010: Walk-on ... did not see game action.

2009: Walk-on ... appeared in two games ... made collegiate debut against Miami (9/19).

2008: Walk-on ... redshirted ... member of offensive scout team.

HIGH SCHOOL: Member of two-time Southwest Michigan Athletic Conference championship teams in 2006 and 2007 ... earned All-SMAC honors.

PERSONAL: Undecided on major ... son of Jeff and Margaret Monette ... high school teammate of fellow Bronco E.J. Riley ... born March 22, 1990 in Royal Oak, Mich.

#46 // CLARK MUSSMAN

TIGHT END

SOPHOMORE // 6-3 // 237

OGDEN DUNES, IND. // PORTAGE



Career Statistics									
YR	GP	GS	REC	YDS	AVG	TD	LG	YPG	
2010	12	0	7	96	13.7	0	23	8.0	
2009					-- REDSHIRT --				
TOTALS	12	0	7	96	13.7	0	23	8.0	

2010: Made collegiate debut at Michigan State (9/4) ... first career catch for 10 yds vs. Nicholls State (9/11) ... one catch for 19 yds vs. Toledo (9/18) ... career high receptions (2) and receiving yds (37) at Ball State (10/9) ... longest reception of the season (23 yds) vs. EMU (11/13) ... three special teams tackles vs. Kent State (11/20).

2009: Redshirted ... member of offensive scout team.

HIGH SCHOOL: Two-time Associated Press 5A All-State Offense (first team in 2008, fourth team in 2007) ... named all-conference and all-area tight end in two-straight seasons ... selected second-team all-area as a defensive end in 2008 ... only tight end in Indiana high school football history to receive a Griddy Award (ESPY of Indiana H.S. football) ... nominated to Indiana's 2008 North-South All-Star game ... named All-Sport Athlete of the Week ... led program in receiving in 2007 and 2008 ... averaged over 19 yards per reception and caught nine touchdown passes in career ... had 51 tackles, four sacks and an interception return for a touchdown as a senior ... served as team's captain as a senior and was awarded the Myron Fessler Mental Attitude Award by coaching staff ... three-sport athlete lettering in football, basketball and track.

PERSONAL: Management major with a 3.20 GPA ... son of Al Mussman ... July 27, 1990 in Ogden Dunes, Ind.


	Season Highs	Career Highs
Receptions	2, 2x - last v Bowling Green	2, 2x - last v Bowling Green (11/26/10)
Receiving Yards	37 at Ball State	37 at Ball State (10/9/10)
Longest Reception	23 v Eastern Michigan	23 v Eastern Michigan (11/13/10)
Tackles	3 v Kent State	3 v Kent State (11/20/10)

#66 // KIRK NAKAMA

LONG SNAPPER

SOPHOMORE // 5-8 // 218

SANTA CLARA, CALIF. // ST. FRANCIS



Career Statistics						
YR	GP	GS	PAT SNAPS	FG SNAPS	PUNT SNAPS	
2010	3	0	16	4	12	
2009				-- REDSHIRT --		
TOTALS	3	0	16	4	12	

2010: Made collegiate debut vs. EMU (11/13) with nine total snaps (6 PAT, 1 FG, 2 punt) ... career high five punt snaps vs. Kent State (11/20) ... five PAT snaps at Bowling Green for a total of 11 snaps (11/26).

2009: Walk-on ... redshirted ... did not see game action.

HIGH SCHOOL: Earned varsity letters as a junior and senior in both football and baseball ... won "Team Award" in baseball as a senior and the award now bears his name, the Kirk Nakama Team Award.

PERSONAL: Pre-physical education major with a 3.38 GPA ... son of David and Mary Nakama ... cousin, C.J. Santiago, punter for BYU ... born May 20, 1991 in Santa Clara, Calif.

	2010 Season Highs	Career Highs
PAT Snaps	6 v Eastern Michigan	6 v Eastern Michigan (11/13/10)
FG Snaps	2 at Bowling Green	2 at Bowling Green (11/26/10)
Punt Snaps	5 v Kent State	5 v Kent State (11/20/10)





#48 // NICK NORTON

TIGHT END

JUNIOR // 6-1 // 235

HOLT, MICH. // HOLT // N. MICHIGAN



Career Statistics

YR	GP	GS	REC	YDS	AVG	TD	LG	YPG
2010			--	DNP	--			
2009			--	REDSHIRT	--			
TOTALS	0	0	0	0	0.0	0	0	0.0

2010: Walk-on ... did not see game action ... converted to tight end during season.

2009: Walked on after transferring from Northern Michigan ... redshirted ... member of defensive scout team.

2008: Attended Northern Michigan University and was a member of the football team.

HIGH SCHOOL: Member of two Capital Area Activities Conference Championship teams in 2006 and 2007 ... teams amassed 19-3 record ... 2007 won district title and ranked second in the state ... named First Team All-CAAC and received honorable mention for all-area as a senior ... four-year letterwinner in track & field ... placed fifth at CAAC meet in shot put and discus as a senior ... placed fourth at regionals in shot put as a senior.

PERSONAL: Business management/marketing major with a 3.69 GPA ... son of William Norton (Sharon) and Tamara Luce (Joe) ... born April 13, 1990 in Holt, Mich.

#68 // DANN O'NEILL

OFFENSIVE TACKLE

JUNIOR // 6-8 // 307

GRAND HAVEN, MICH. // GRAND HAVEN // MICHIGAN



Career Statistics

YR	GP	GS	PLAYS
2010	10	10	675
2009	--	--	NCAA TRANSFER RULE --
TOTALS	10	10	675

2010: Made collegiate debut and first collegiate start at Michigan State (9/4) ... appeared in 94 snaps vs. Toledo (9/18) ... returned to action at Akron (10/23) after missing two games due to injury ... started 10 games and appeared in 675 offensive snaps.

2009: Sitting out 2009 season due to NCAA transfer rules.

2008 (MICHIGAN): Did not see game action ... redshirted.

HIGH SCHOOL: Two-year starter at tackle ... did not allow a sack during his two years as a starter ... PrepStar Magazine All-American and the 67th-best player in the country according to the publication ... four-star prospect, No. 10 offensive tackle nationally and the second-best player in the state of Michigan according to Rivals.com ... 49th-best player nationally by Rivals.com ... rated as the fifth-best run blocking offensive lineman according to Rivals.com ... four-star prospect and the 14th-best offensive tackle in the country by Scout.com ... listed as the No. 4 offensive tackle in the country and the 69th-best overall player nationally on the ESPN 150 rankings ... rated No. 19 player on the Detroit Free Press Best of the Midwest rankings ... selected to the Detroit Free Press first-team All-State Dream Team ... named to the Street and Smith All-America first team ... participated in the Under Armour All-American game ... first-team all-area and all-conference selection as a junior and senior ... wrestling varsity letter-winner ... posted a 129-21 career record.

PERSONAL: English major ... born Aug. 9, 1990 ... father, Jim, played football and ran track at Rutgers ... O'Neill was high teammates with current Bronco John Potter.

	2010 Season Highs	Career Highs
Games Played	10	10 (2010)
Games Started	10	10 (2010)
Plays	675	675 (2010)
Plays in a Game	94 v Toledo	94 v Toledo (9/18/10)
Tackles	1 at Michigan State	1 at Michigan State (9/4/10)

#92 // DREW NOWAK

DEFENSIVE TACKLE

SENIOR // 6-4 // 296

GREEN BAY, WIS. // DE PERE



Career Statistics

YR	GP	GS	ST	AT	TT	TFL	SK	INT	PBU	FF	FR	QBH	BLK
2010	12	12	13	29	42	3.5-14	1.0-11	0	0	0	1	1	0
2009	12	6	17	19	36	4.5-11	0.5-4	0	0	1	2-0	0	1
2008	10	1	7	4	11	2.0-14	1.0-10	0	0	0	0	0	0
TOTALS	34	19	37	52	89	10.0-39	2.5-25	0	0	1	3	1	1

2010: Had three tackles at Michigan State (9/4) ... three tackles in home opener vs. Nicholls State (9/11) ... five tackles and an assist on a TFL vs. Toledo (9/18) ... assisted on TFL and recovered fumble at Ball State (10/9) ... blocked second kick of career (PAT) at Notre Dame (10/16) ... career high nine tackles vs. NIU (10/30) ... seven tackles vs. EMU (11/13) ... 1.0 TFL and 1.0 sack with a QB hurry at BGSU (11/26).

2009: Set new career high with six tackles vs. Hofstra (9/26) ... blocked FG vs. Buffalo (10/24) ... recorded two fumble recoveries and one forced fumble at EMU (11/14) ... appeared in all 12 games and made six starts.

2008: Appeared in 10 games and made one start as a true freshman ... made collegiate debut at Idaho (9/13) with one sack for a loss of 10 yards ... two solo tackles with 1.0 TFL of four yards vs. Tennessee Tech (9/20) ... season-high three tackles vs. Eastern Michigan (11/1) ... two tackles at Ball State (11/25) ... one tackle against Rice in the Texas Bowl (12/30).

HIGH SCHOOL: Ranked No. 8 in Wisconsin by Scout.com and WisconsinPreps.com ... member of Fox River Classic Conference (FRCC) championship team in 2007 and Bay Conference championship team in 2005 ... team advanced to the 2007 Wisconsin Interscholastic Athletics Association (WIAA) Division 2 quarterfinals ... two-time All-FRCC selection during career ... team held a 26-7 record during career ... unanimous All-FRCC Offensive and Defensive selection as a senior ... first team all-region offensive and defensive selection in 2007 ... received Honorable Mention for Associated Press All-State Defense as a senior ... named FRCC Defensive Player of the Year in 2007 ... served as team captain for two years ... recorded 291 tackles and 36.0 sacks during three-year career.

PERSONAL: Majoring in business ... son of Russ and Denise Nowak ... born March 7, 1990 in Green Bay, Wis.

	2010 Season Highs	Career Highs
Tackles	9 v Northern Illinois	9 v Northern Illinois (10/30/10)
Tackles for Loss	1.0, 2x - last at Bowling Green	1.5 at Eastern Michigan (11/14/09)
Sacks	1.0 at Bowling Green	1.0, 2x - last at Bowling Green (11/26/10)
Forced Fumbles	NA	1 at Eastern Michigan (11/14/09)
Fumble Recoveries	1 at Ball State	2 at Eastern Michigan (11/14/09)
Blocked Kicks	1 at Notre Dame (PAT)	1, 2x - last at Notre Dame (PAT) (10/16/10)
Pass Break Ups	1 v Kent State	1 v Kent State (11/20/10)
QB Hurries	1 at Bowling Green	1 at Bowling Green (11/26/10)



#72 // ANTHONY PARKER

OFFENSIVE LINEMAN

SENIOR // 6-5 // 325

NORTH MIAMI BEACH, FLA. // NORTH MIAMI BEACH



Career Statistics			
YR	GP	GS	PLAYS
2010	11	10	783
2009	12	12	984
2008	13	13	951
2007	--	REDSHIRT	--
TOTALS	36	35	2,718

2010: Appeared in 90 snaps in season opener at Michigan State (9/4) ... appeared in 98 snaps vs. Toledo (9/18) ... appeared in 783 plays, making 10 starts.

2009: Earned Second Team All-MAC Offense ... earned First Team Phil Steele's All-MAC ... started every game of the season and finished with a team best 984 offensive snaps played, a career best ... started 12 games in a season for the second-straight year ... appeared in a career high 110 snaps against Central Michigan (10/17).

2008: Started all 13 games ... named to MAC All-Freshman Team by Rivals.com ... involved in career-high 89 snaps at Buffalo (10/11) ... appeared in 70 or more snaps in eight games ... appeared in 79 snaps at Nebraska (8/30) ... involved in 76 snaps vs. Illinois (11/8) ... contributed in career high 736 total snaps ... appeared in the Texas Bowl vs. Rice (12/30).

2007: Redshirted ... member of offensive scout team.

HIGH SCHOOL: Named first-team All-Dade County ... first-team all-state ... team captain of football team ... named team's Best Two-Way Player as a senior ... member of district championship team ... started all four years as a member of high school basketball team.

PERSONAL: Family studies major ... son of Diane Brown ... born March 2, 1989 in Miami ... attended same high school as current Broncos Aaron Winchester and Doug Wiggins.


	2010 Season Highs	Career Highs
Games Played	11	13 (2008)
Games Started	10	12 (2008, 2009)
Plays	783	984 (2009)
Plays in a Game	98 v Toledo	110 v Central Michigan (10/17/09)
Tackles	NA	1 v Ball State (11/24/09)

#96 // WESTON PEIFFER

DEFENSIVE END

SENIOR // 6-4 // 243

CHASKA, MINN. // CHASKA



Career Statistics												
YR	GP	GS	ST	AT	TT	TFL	SK	INT	PBU	FF	FR	QBH
2010	8	0	0	1	1	0.0-0	0.0-0	0	0	0	0	0
2009	12	5	3	3	6	1.0-8	1.0-8	0	0	0	0	0
2008	8	1	1	0	1	1.0-7	1.0-7	0	0	0	0	0
TOTALS	28	6	4	4	8	2.0-15	2.0-15	0	0	0	0	0

2010: Made season debut against Idaho (10/2) ... records first tackle of the season vs. EMU (11/13).

2009: Career high two tackles at MSU (11/7) ... matched career highs in sacks and tackles for loss in a game with 1.0 at Eastern Michigan (11/14) ... appeared in all 12 games and made five starts.

2008: Appeared in eight games and made one start as a true freshman ... made collegiate debut vs. Tennessee Tech (9/20) ... made first career start vs. Eastern Michigan (11/1) ... had one sack for a loss of seven yards vs. Illinois (11/8) ... appeared in the Texas Bowl vs. Rice (12/30).

HIGH SCHOOL: Ranked No. 89 inside linebacker by ESPN.com ... ranked on Minnesota's Top-10 List ... earned All-Lake Conference in 2006 ... named captain of team during senior season ... earned all-state status during preseason of 2007 ... 17-19 year-old state benching champion.

PERSONAL: Majoring in business with a 3.14 GPA ... son of Warren and Wendy Peiffer ... born March 23, 1990 in Chaska, Minn ... father drafted by the New Orleans Saints with the third pick of the ninth round (240th overall) during the 1976 NFL Draft ... uncle (Dan) also played for Chicago Bears, while additional uncle (Carl) played college football at Iowa.

	2010 Season Highs	Career Highs
Tackles	1 v Eastern Michigan	2 at Michigan State (11/7/09)
Tackles for Loss	NA	1.0, 2x - last at Eastern Michigan (11/14/09)
Sacks	NA	1.0, 2x - last at Eastern Michigan (11/14/09)

#15 // MIKE PERISH

QUARTERBACK

REDSHIRT FRESHMAN // 6-2 // 224

FRANKFORT, ILL. // MARIST



YR	GP	GS	ATT	COMP	YDS	PCT	TD	INT	LG	YPG	EFF
2010											
TOTALS	0	0	0	0	0	0.0	0	0	0	0.0	0.0

2010: Redshirted ... member of the offensive scout team.

HIGH SCHOOL: Rated as a three-star recruit by Rivals.com ... rated 93rd quarterback in the nation by Scout.com ... rated 99th quarterback recruit by ESPN.com ... named all-area as a junior and senior by the Chicago Sun Times and Chicago Southtown Star ... First Team Chicago Tribune All-State selection in 2009 ... Rivals.com All-State at quarterback ... member of state runner up team in 2009 ... All-East Suburban Catholic Conference (ESCC) in 2008 and 2009 ... named 2009 ESCC Most Valuable Offensive Player of the Year ... team captain and Most Valuable Offensive Player in 2009 ... selected to Illinois Coaches Association East/West All-Star Game ... threw for 3,385 yards and 37 TDs on 248-for-345 (71.8 percent) ... threw for 5,398 yards in career with 57 passing TDs.

PERSONAL: Pre-business administration major ... son of John and Cressa Perish ... born Oct. 3, 1991 in Chicago ... carries a 4.2 GPA in high school ... father's cousin, Norm Bulach, was a first round NFL draft selection by the Baltimore Colts and also played for the Philadelphia Eagles and Miami Dolphins from 1970-80.





#73 // GREG PETERSON
OFFENSIVE LINEMAN
SOPHOMORE // 6-5 // 286
WAUKESHA, WIS. // WAUKESHA WEST



Career Statistics

YR	GP	GS	PLAYS
2010	3	0	17
2009	--	REDSHIRT	--
TOTALS	3	0	17

2010: Made collegiate debut with seven snaps at Ball State (10/9) ... appeared in three games.

2009: Redshirted ... member of the offensive scout team.

HIGH SCHOOL: Ranked No. 80 offensive tackle by ESPN.com ... ranked No. 18 overall prospect in the state of Wisconsin by WisconsinPreps.com ... ranked No. 2 Offensive Line Top Performer at Midwest High School Combine as a junior ... earned second-team All-WIAA in 2008 and received honorable mention in 2007 ... nominated to the 2009 Wisconsin Football Coaches Association All-Star Charity Football Game ... two-year letter winner and 2008 team captain ... named 2008 Division I Playoff Contenders Offensive Lineman of the Year by teammates ... holds a black belt in Tae Kwon Do.

PERSONAL: Engineering and applied science major ... son of Michele and Tom Adyniec ... born Feb. 25, 1991 in Waukesha, Wis.

	2010 Season Highs	Career Highs
Games Played	3	3 (2010)
Plays	17	17 (2010)
Plays in a Game	7 at Ball State	7 at Ball State (10/9/10)

#2 // DEMETRIUS PETTWAY
SAFETY
SOPHOMORE // 5-10 // 188
HOMESTEAD, FLA. // HOMESTEAD SENIOR



Career Statistics

YR	GP	GS	ST	AT	TT	TFL	SK	INT	PBU	FF	FR	QBH
2010	8	3	13	20	33	1.0-4	0.0-0	0	0	1	0	0
TOTALS	8	3	13	20	33	1.0-4	0.0-0	0	0	1	0	0

2010: Made four tackles vs. Idaho (10/2) ... career high five tackles and a forced fumble at Ball State (10/9) ... recorded TFL at Notre Dame (10/16) ... season-matching five tackles vs. EMU (11/13) ... career high eight tackles vs. Kent State (11/20).

HIGH SCHOOL: Rated a three-star recruit and 83rd safety in the country by Scout.com ... named to 14th Annual Nike South Florida High School All-Star Football Game (Miami Dade vs. Broward) ... named All-Dade County as a senior ... registered 10 interceptions and over 100 tackles during career ... returned eight punt returns for a touchdown during career.

PERSONAL: Business management major ... son of Latoya Dean ... born Dec. 20, 1990 in Goulds, Fla.

	2010 Season Highs	Career Highs
Tackles	8 v Kent State	8 v Kent State (11/20/10)
Tackles for Loss	1.0 at Notre Dame	1.0 at Notre Dame (10/16/10)
Forced Fumbles	1 at Ball State	1 at Ball State (10/9/10)

#8 // ANSEL PONDER
WIDE RECEIVER
JUNIOR // 6-1 // 182
BLUEFIELD, W.VA. // BLUEFIELD // HARGRAVE



Career Statistics

YR	GP	GS	REC	YDS	AVG	TD	LG	YPG
2010	12	2	28	205	7.3	2	17	17.1
2009	12	6	39	308	7.9	3	26	25.7
TOTALS	12	6	39	308	7.9	3	26	25.7

YR	ATT	YDS	AVG	LG	TD
2010	4	6	1.5	13	0
2009	3	-7	-2.3	0	0
TOTALS	7	-1	-0.1	13	0

YR	KR	YDS	AVG	TD	LG
2010	14	277	19.8	0	31
2009	3	76	25.3	0	28
TOTALS	17	353	20.8	0	31

2010: Had four kick returns for 69 yards at Michigan State (9/4) ... caught third TD pass of career vs. Nicholls State (9/11) ... set career highs in receptions (11) and all-purpose yds (199) vs. Toledo (9/18).

2009: Made collegiate debut with four catches for 32 yds at Michigan (9/5) ... first career kick returns with a long of 28 yds at NIU (10/3) ... first receiver with 10 catches in a game in 2009, caught first two TDs of career vs. Buffalo (10/24) ... returned three kicks for a total of 76 yards ... appeared in all 12 games and made six starts.

JUNIOR COLLEGE: Listed as three-star recruit by Rivals.com ... compiled 13 total touchdowns in one season ... hauled in 11 receiving TDs, scored once on a kick return and once on an interception return ... amassed 760 yards receiving and recorded 63 tackles defensively.

HIGH SCHOOL: First team All-Class AA in football (WR) and basketball (G) as senior in high school ... ranked No. 26 overall prep school player on Rivals.com Prep School Top 50, scored 11 TD's as a senior ... averaged 14.8 yards per reception ... first team all-state in football and basketball as a senior ... district player of the year in basketball.

PERSONAL: Exercise science major ... son of Sarah Ponder ... born June 1, 1990 in Bluefield, W. Va.

	2010 Season Highs	Career Highs
Receptions	11 v Toledo	11 v Toledo (9/18/10)
Receiving Yards	66 v Toledo	86 v Buffalo (10/24/09)
Longest Reception	16 v Nicholls State	26 at Toledo (10/10/09)
Receiving TDs	1, 2x - last v Idaho	2 v Buffalo (10/24/09)
Rushing Attempts	1, 3x - last at Bowling Green	1, 6x - last at Bowling Green (11/26/10)
Rushing Yards	13 at Bowling Green	13 at Bowling Green (11/26/10)
Longest Run	13 at Bowling Green	13 at Bowling Green (11/26/10)
Kickoff Ret Yards	133 v Toledo	133 v Toledo (9/18/10)
Longest KO Ret	31 v Toledo	31 v Toledo (9/18/10)
All-Purpose Yards	199 v Toledo	199 v Toledo (9/18/10)
Tackles	1 v Kent State	1, 2x - last v Kent State (11/20/10)





#17 // JOHN POTTER

KICKER

SENIOR // 6-2 // 218

GRAND HAVEN, MICH. // GRAND HAVEN

THIRD TEAM ALL-MAC



Career Statistics

YR	GP	FM-FA	PCT	1-19	20-29	30-39	40-49	50+	LG	BLK	PAT	PCT	PTS	KO	YDS	AVG	TB	OB
2010	12	10-12	83.3	0-0	4-5	4-4	2-3	0-0	42	0	50-50	100.0	86	72	4,682	65.0	20	1
2009	13	10-15	66.7	0-0	5-6	4-6	1-3	0-0	40	0	36-38	94.7	66	58	3,662	63.1	15	1
2008	13	11-16	68.8	1-1	5-7	4-5	1-1	0-2	45	0	41-43	95.3	74	66	4,154	62.9	6	1
TOTALS	38	31-43	72.1	1-1	14-18	12-15	4-7	0-2	45	0	127-130	97.7	226	196	12,498	63.8	41	3

2010: Earned Third Team All-MAC ... named the team's Outstanding Special Teams Player ... named Special Teams captain ... program record holder for tackles by a kicker (28) ... current career consecutive PAT made streak (72 - WMU record) ... current season consecutive PAT made streak (50 - WMU record) ... had two extra points and three kick offs at Michigan State (9/4) ... matched career high with seven PATs made vs Nicholls State (9/11) ... converted on first FG attempt of the season from 36 yds out vs. Toledo (9/18) ... made good on multiple FGs for first time in 2010 vs. Idaho (10/2) ... fumble recovery, two tackles and eight-yard rushing TD at Ball State (10/9), earning MAC West Special Teams POTW ... two FGs and three tackles at Notre Dame (10/16) ... career number of PATs made in a game (8) and kick offs (9) at Akron (10/23) ... career high five touchbacks on kick offs vs. EMU (11/13) ... career high kick off average vs. Kent State (11/20) and season long FG make (42 yds) ... matched season long with 42-yr FG at BGSU (11/26).

2009: Named Most Outstanding Special Teams Player ... led team for second-straight season in points with 66 ... matched 2008 effort with eight tackles to bring career total to 16, most ever by a kicker at WMU ... made first FG of season (35) at Indiana (9/12) ... registered first career reception on fake FG and 11th career tackle at NIU (10/3) ... tied career high with seven PATs made and recorded first career fumble recovery at Toledo (10/10) ... matched career high with three made FGs vs. CMU (10/17) ... first game-winning FG (28 yds) of career vs. Buffalo (10/24) ... registered three touchbacks against EMU (11/14), including one that hit mid way up the left upright, the distance of an 80-yard FG ... led MAC with a career best 15 touchbacks on kickoffs.

2008: Led the team in scoring with 74 points ... point total ranks seventh in a season in WMU history ... named to the MAC All-Freshman Team by Rivals.com ... made collegiate debut at Nebraska (8/30) and made a 19-yard field goal on his first collegiate attempt ... missed only two PATs all season ... had five kickoffs for 338 yards (67.6 yards per kick) and two touchbacks vs. Northern Illinois (9/6) ... made career-high seven PATs at Idaho (9/13) ... had first career multi field goal game vs. Ohio (10/4) with two field goals, the longest a 39-yarder ... scored career-high 11 points with two PATs and three field goals, including a career long 45-yarder vs. Illinois (11/8) ... made two 25-yard field goals vs. Toledo (11/15) ... made two PATs against Rice in the Texas bowl (12/30).

HIGH SCHOOL: Earned seven varsity letters in football (3) and track (4) ... holds school record for longest field goal (50 yards) set in 2007 ... named Team Special Teams Most Valuable Player in 2006 ... earned second team all-area as a junior ... named first team all-area in 2007 ... named First Team All-O-K Red Conference as a senior ... named to 2007 Grand Rapids Press Dream Team ... named Detroit News All-State in 2007 ... named to 2007 Detroit Free Press Dream Team ... named Team Special Teams MVP as a senior ... earned First Team Associated Press All-State in 2007 ... went 11-for-13 in field goals and made 47-of-54 in PATs ... scored two touchdowns and recorded two interceptions ... recorded 27 receptions and 28 solo tackles ... scored 92 career points ... had 39 touchbacks in career (66.8 yard average) ... registered three kick offs through the uprights and hit one off the crossbar ... personal best 19'-1.00" in long jump and 6'-5.00" in high jump ... finished first in the high jump at the conference, regional and all-star meet as a senior ... finished eighth in state in the high jump as a senior.

PERSONAL: Business major with a 3.98 GPA ... son of Jack and Elizabeth Potter ... born Jan. 24, 1990 in Kal-amazoo, Mich. ... high school teammate of current Bronco Dann O'Neill.

2010 Season Highs

Career Highs

Field Goal Attempts	2, 4x - last at Bowling Green	4 v Central Michigan (10/17/09)
Field Goals Made	2, 3x - last at Bowling Green	3, 2x - v Central Michigan (10/17/09)
Longest Field Goal	42, 2x - last at Bowling Green	45 v Illinois (11/8/08)
Extra Point Attempts	8 at Akron	8, 2x - last (10/23/10)
Extra Points Made	8 at Akron	8 at Akron (10/23/10)
Kick Offs	9 at Akron	10 at Toledo (10/10/09)
Kick Off Yards	596 at Akron	612 at Toledo (10/10/09)
Kick Off Average	70.0 v Kent State	70.0 v Kent State (11/20/10)
Touchbacks	5 v Eastern Michigan	5 v Eastern Michigan (11/13/10)
OB Kicks	1 at Bowling Green	1, 3x - last at Bowling Green (11/26/10)
Tackles	3 at Notre Dame	3 at Notre Dame (10/16/10)
Fumble Recoveries	1 at Ball State	1, 2x - last at Ball State (10/9/10)
Passing Attempts	NA	1 v Ohio (10/4/08)
Receptions	NA	1 at Northern Illinois (10/3/09)
Receiving Yards	NA	2 at Northern Illinois (10/3/09)
Longest Reception	NA	2 at Northern Illinois (10/3/09)
Rushing TDs	1 at Ball State	1 at Ball State (10/9/10)

#38 // CHRIS PROM

LINEBACKER

JUNIOR // 6-3 // 233

SAUKVILLE, WIS. // PORT WASHINGTON



Career Statistics

YR	GP	GS	ST	AT	TT	TFL	SK	INT	PBU	FF	FR	QBH
2010	10	2	9	22	31	4.5-13	0.5-4	0	2	0	0	0
2009	12	3	7	8	15	0.0-0	0.0-0	0	0	0	0	0
2008						--	REDSHIRT	--				
TOTALS	22	5	16	30	46	4.5-13	0.5-4	0	2	0	0	0

2010: Four tackles with 1.5 TFLs vs. Nicholls State (9/11) ... career highs in tackles (7), sacks (1.5) and TFLs (2.0) at Notre Dame (10/16).

2009: Appeared in all 12 games and made three starts ... made collegiate debut at Michigan (9/5) ... set personal best with four tackles at NIU (10/3).

2008: Redshirted ... member of defensive scout team.

HIGH SCHOOL: Ranked Top 100 among tight ends by ESPN.com ... ranked No. 10 in Wisconsin by Scout.com and WisconsinPreps.com ... three-sport student-athlete in high school, lettering in football, basketball and track ... started on varsity football team as a sophomore and received honorable mention for All-North Shore Conference (NSC) at tight end ... earned Second Team All-NSC at defensive end in 2005 ... two-way starter during sophomore and junior seasons ... earned 2006 NSC Defensive Player of the Year award as a junior ... First Team All-NSC Offensive and Defensive selection in 2006 ... received honorable mention for all-state defense ... placed 12th in the state in high jump as a sophomore ... earned First Team All-NSC in basketball in 2006.

PERSONAL: Secondary education major with a 3.58 GPA ... son of Dennis and Dolly Prom ... born Nov. 17, 1989 in Saukville, Wis.

2010 Season Highs

Career Highs

Tackles	7 at Notre Dame	7 at Notre Dame (10/16/10)
Sacks	1.5 at Notre Dame	1.5 at Notre Dame (10/16/10)
Tackles for Loss	2.0 at Notre Dame	2.0 at Notre Dame (10/16/10)
Pass Break Up	1, 2x - last at Central Michigan	1, 2x - last at Central Michigan (11/5/10)





#13 // CHLEB RAVENELL
WIDE RECEIVER
SENIOR // 5-11 // 188
MT. PLEASANT, S.C. // WANDO // GEORGIA MC



Career Statistics									
YR	GP	GS	REC	YDS	AVG	TD	LG	YPG	
2010			--	REDSHIRT	--				
2009	12	6	48	513	10.7	0	34	42.8	
TOTALS	12	6	48	513	10.7	0	34	42.8	

2010: Redshirt season due to injury.

2009: Made Bronco debut with three catches for 25 yds at Michigan (9/5) ... set career highs in receptions with seven catches in four different games ... set career high with first 100-yard receiving game with 106 yards against Ball State (11/24) ... appeared in all 12 games and made six starts.


JUNIOR COLLEGE: Ranked as a three-star recruit by Rivals.com ... rated Junior College Newcomer of the Year in 2007 after amassing 345 yards and seven TDs on 16 catches in eight games ... 32 receptions for 627 yards and eight TDs in 2008 ... finished junior college career with 972 yards receiving and 15 TDs on 48 receptions.

HIGH SCHOOL: First team all-low country during senior season of high school ... earned first team all-conference as a junior and senior in high school ... finished senior season with 700 yards receiving and 12 TDs on 48 catches offensively and 57 tackles and four interceptions defensively ... three-year starter ... closed out scholastic career with 99 catches for 1,499 yards and 17 TDs.

PERSONAL: Business major ... son of Jerome Amos and Debrank Ravenell ... born July 26, 1988 in Charleston, S.C.

	2009 Season Highs	Career Highs
Receptions	7, 4x - last v Ball State	7, 4x - last v Ball State (11/24/09)
Receiving Yards	106 v Ball State	106 v Ball State (11/24/09)
100-Yd Receiving Games	1 v Ball State	1 (1 - 2009)
Longest Reception	34 v Ball State	34 v Ball State (11/24/09)
Tackles	1 at Michigan	1 at Michigan (9/5/09)

#80 // E.J. RILEY
WIDE RECEIVER
JUNIOR // 6-0 // 202
PORTAGE, MICH. // PORTAGE CENTRAL



Career Statistics									
YR	GP	GS	REC	YDS	AVG	TD	LG	YPG	
2010	1	0	0	0	0.0	0	0	0.0	
2009			--	DNP	--				
2008			--	REDSHIRT	--				
TOTALS	1	0	0	0	0.0	0	0	0.0	

2010: Walk-on ... made collegiate debut against Kent State (11/20).

2009: Walk-on ... did not see game action.

2008: Walk-on ... redshirted ... member of offensive scout team.

HIGH SCHOOL: Member of Southwest Michigan Athletic Conference championship teams in 2006 and 2007 ... started every game at wide receiver as a junior and a senior ... received honorable mention for All-SMAC during junior and senior seasons.

PERSONAL: Business major ... son of Edward, Sr. and Debra Riley ... high school teammate of fellow Bronco Eric Monette ... born Oct. 18, 1989 in Cleveland, Ohio.

#39 // WAYMON ROSS
DEFENSIVE END
JUNIOR // 6-1 // 217
MARATHON, FLA. // MARATHON



Career Statistics												
YR	GP	GS	ST	AT	TT	TFL	SK	INT	PBU	FF	FR	QBH
2010	8	0	1	1	2	0.5-5	0.5-5	0	0	0	1	0
2009						--	DNP	--				
2008						--	REDSHIRT	--				
TOTALS	8	0	1	1	2	0.0-0	0.0-0	0	0	0	1	0

2010: Made collegiate debut with a tackle, 0.5 TFL and 0.5 sack vs. Nicholls State (9/11) ... first career fumble recovery at Akron (10/23).

2009: Did not see game action due to injury.

2008: Redshirted ... member of defensive scout team.

HIGH SCHOOL: Member of two district championship teams as a freshman and again as a sophomore in 2004 and 2007 ... four-year letterwinner in football ... earned All-Monroe County honors in 2006 and 2007 ... received honorable mention for Florida Sports Writers Association Class 2B All-State in 2007 ... compiled 186 total tackles in two seasons (74 solo) ... amassed 12.0 sacks and 15.0 tackles for loss ... forced seven fumbles and recovered three fumbles during the 2006 and 2007 seasons.

PERSONAL: Majoring in criminal justice ... son of Jolita Beckford ... born Feb. 18, 1990 in Key West, Fla

	2010 Season Highs	Career Highs
Tackles	1 v Nicholls State	1 v Nicholls State (9/11/10)
Tackles for Loss	0.5 v Nicholls State	0.5 v Nicholls State (9/11/10)
Sacks	0.5 v Nicholls State	0.5 v Nicholls State (9/11/10)
Fumble Recoveries	1 at Akron	1 at Akron (10/23/10)

#77 // BEN SAMSON
OFFENSIVE LINEMAN
JUNIOR // 6-6 // 319
LONG GROVE, ILL. // ADLAI E. STEVENSON



Career Statistics			
YR	GP	GS	PLAYS
2010	9	0	73
2009	4	0	14
TOTALS	13	0	87

2010: Made season debut with nine snaps vs. Nicholls State (9/11) ... appeared in a career high 15 snaps at Ball State (10/9) ... played in a career high nine games.

2009: Made collegiate debut vs. Miami (9/19) ... appeared in a career high nine snaps during debut against the Red Hawks ... appeared in four games as a true freshman and registered 14 offensive snaps.

HIGH SCHOOL: Ranked No. 74 offensive tackle by Scout.com and No. 99 by ESPN.com ... earned second team all-state in 2008 ... member of Lake County All-Area team two-straight years ... received honorable mention all-area from Chicago Sun-Times ... named all-conference as a junior and senior ... helped lead team to a second-place finish in the North Suburban Conference as a senior.

PERSONAL: Business major with a 3.82 GPA ... son of Roger and Dawn Samson ... born Aug. 29, 1990 in Arlington Heights, Ill.

	2010 Season Highs	Career Highs
Games Played	9	9 (2010)
Plays	73	73 (2010)
Plays in a Game	15 at Ball State	15 at Ball State (10/9/10)





#82 // JOSH SCHAFFER
WIDE RECEIVER
SOPHOMORE // 6-2 // 224
NAPERVILLE, ILL. // NEUQUA VALLEY



Career Statistics										
YR	GP	GS	REC	YDS	AVG	TD	LG	YPG		
2010	2	0	0	0	0.0	0	0	0.0		
2009			-- REDSHIRT --							
TOTALS	2	0	0	0	0.0	0	0	0.0		

2010: Appeared in two games ... made collegiate debut against Nicholls State (9/11).

2009: Redshirted ... member of the offensive scout team.

HIGH SCHOOL: Ranked No. 140 by ESPN.com and No. 189 by Scout.com as a wide receiver prospect ... named 2008 Chicago Sun-Times special mention all-area ... earned Chicago Tribune Athlete of the Week after breaking school records for receiving yards in a game (157) and receiving touchdowns in a game (4) ... earned all-city awards from both the Naperville Sun and the Daily Herald ... named Walter Payton Player of the Week as a senior ... voted as team's best receiver as a junior and offensive MVP as a sophomore ... registered 32 receptions for 558 yards and nine touchdowns as a senior ... averaged 26 yards per reception as a junior ... two-sport athlete lettering in football and basketball ... two-year captain of football squad.

PERSONAL: Marketing major ... son of Phil and Carmel Schaffer ... born Jan. 9, 1991 in Wheeling, Ill.

#21 // ANTOIN SCRIVEN
RUNNING BACK
SOPHOMORE // 6-0 // 207
INVERNESS, FLA. // CITRUS



Career Statistics														
YR	GP	GS	ATT	YDS	AVG	TD	LG	YPG	REC	YDS	AVG	TD	LG	YPG
2010	5	2	14	39	2.8	2	8	7.8	4	33	8.3	0	18	6.6
2009								-- REDSHIRT --						
TOTALS	5	2	14	39	2.8	2	8	7.8	4	33	8.3	0	18	6.6

2010: Made collegiate debut at Michigan State (9/4) ... first career reception (18 yds) vs Nicholls State (9/11) ... scored second career TD vs. Toledo (9/18).

2009: Redshirted ... member of offensive scout team.

HIGH SCHOOL: Ranked No. 171 among all running back recruits by ESPN.com ... rushed 1,000 yards in his freshman, sophomore and junior seasons ... nominated to participate in the Under Armour All-Star Game and Army-Navy All-Star Game following the 2008 season ... named Citrus County Chronicle Player of the Year after senior season ... received honorable mention for third team as a freshman and honorable mention for second team as a sophomore ... recorded most yards in one game during freshman season ... two-year team captain ... four-year letterwinner.

PERSONAL: Sports management major ... son of Brian and Chloe Poe ... born in Hernando, Fla.

	2010 Season Highs	Career Highs
Rushing Attempts	5 v Idaho	5 v Idaho (10/2/10)
Rushing Yards	16 v Idaho	16 v Idaho (10/2/10)
Rushing TDs	1, 2x - last v Toledo	1, 2x - last v Toledo (9/18/10)
Longest Run	8 v Nicholls State	8 v Nicholls State (9/11/10)
Receptions	2 v Idaho	2 v Idaho (10/2/10)
Receiving Yards	18 v Nicholls State	18 v Nicholls State (9/11/10)
Longest Reception	18 v Nicholls State	18 v Nicholls State (9/11/10)
Tackles	2 v Idaho	2 v Idaho (10/2/10)

#58 // ANDREW SHARP
DEFENSIVE TACKLE
SENIOR // 6-3 // 262
ANN ARBOR, MICH. // ANN ARBOR PIONEER



Career Statistics												
YR	GP	GS	ST	AT	TT	TFL	SK	INT	PBU	FF	FR	QBH
2010	8	0	1	5	6	0.5-6	0.5-6	0	0	0	0	1
2009						-- DNP --						
2008						-- REDSHIRT --						
TOTALS	8	0	1	5	6	0.5-6	0.5-6	0	0	0	0	1

2010: Walk-on ... made collegiate debut with four tackles, 0.5 TFL, 0.5 sack and a QB hurry vs. Nicholls State (9/11).

2009: Walk-on ... did not see game action.

2008: Walked on during fall season ... redshirted ... member of defensive scout team.

HIGH SCHOOL: Earned varsity letters in football and basketball ... served two seasons as team captain of football team ... earned scholar athlete award.

PERSONAL: Finance major with a 3.16 GPA ... son of Ken and Linda Sharp ... has 16 brothers and sisters ranging from six to 29 years of age ... born Aug. 18, 1988 in Ann Arbor, Mich.

	2010 Season Highs	Career Highs
Tackles	4 v Nicholls State	4 v Nicholls State (9/11/10)
Tackles for Loss	0.5 v Nicholls State	0.5 v Nicholls State (9/11/10)
Sacks	0.5 v Nicholls State	0.5 v Nicholls State (9/11/10)
QB Hurries	1 v Nicholls State	1 v Nicholls State (9/11/10)

#3 // JOHNNIE SIMON
ROVER
SOPHOMORE // 6-0 // 180
WEST PALM BEACH, FLA. // PALM BEACH LAKES



Career Statistics												
YR	GP	GS	ST	AT	TT	TFL	SK	INT	PBU	FF	FR	QBH
2010	12	0	9	15	24	0.5-0	0.0-0	0	2	2	1	0
TOTALS	12	0	9	15	24	0.5-0	0.0-0	0	2	2	1	0

2010: Made collegiate debut at Michigan State (9/4) ... recorded a tackle vs. Nicholls State (9/11) and Toledo (9/18) ... five tackles with a PBU vs. Idaho (10/2) ... PBU and a forced fumble at Ball State (10/9) ... forced second fumble of season at Akron (10/23) ... career high six tackles vs. EMU (11/13) ... fumble recovery at BGSU (11/26).

HIGH SCHOOL: Rated a three-star recruit and 98th safety in the country by ESPN.com ... ranked as the 119th safety by Scout.com ... named first team all-conference as a sophomore ... earned three varsity letters in football ... earned team's Defensive Player of the Year Award and Unsung Hero Award ... earned 7-on-7 Defensive Award during senior year.


PERSONAL: Communications major ... son of Esperanta Pierre ... born March 30, 1991 in Turks & Caicos Island, Bahamas.

	2010 Season Highs	Career Highs
Tackles	6 v Eastern Michigan	6 v Eastern Michigan (11/13/10)
Tackles for Loss	0.5 at Akron	0.5 at Akron (10/23/10)
Pass Break Ups	1, 2x - last at Ball State	1, 2x - last at Ball State (10/9/10)
Forced Fumbles	1, 2x - last at Akron	1, 2x - last at Akron (10/23/10)
Fumble Recoveries	1 at Bowling Green	1 at Bowling Green (11/26/10)





#45 // CALVIN SMITH
RUNNING BACK
REDSHIRT FRESHMAN // 6-1 // 234
MONEE, ILL. // JOLIET CATHOLIC



Career Statistics

YR	GP	GS	ATT	YDS	AVG	TD	LG	YPG
2010			-- REDSHIRT --					
TOTALS	0	0	0	0	0.0	0	0	0.0

2010: Walk-on ... redshirted ... member of the offensive scout team.

HIGH SCHOOL: Member of teams that advanced to semifinals and quarterfinals of state playoffs in 2007 and 2008, respectively ... team captured divisional title in 2009 with a 9-1 record ... named All-East Suburban Catholic League as a senior ... had 78 carries for 598 yards ... member of basketball team as a freshman and as a senior.

PERSONAL: Communications major ... son of Jonathan and Dolores Smith ... born in Lansing, Mich.

#16 // GARRETT SMITH
CORNERBACK
REDSHIRT FRESHMAN // 5-9 // 170
POMPAÑO, FLA. // CARDINAL GIBBONS



Career Statistics

YR	GP	GS	ST	AT	TT	TFL	SK	INT	PBU	FF	FR	QBH
2010						-- REDSHIRT --						
TOTALS	0	0	0	0	0	0.0	0.0	0	0	0	0	0

2010: Redshirted ... member of the defensive scout team.

HIGH SCHOOL: Rated No. 16 cornerback in the state of Florida by the Orlando Sentinel ... ranked 180th cornerback in nation by Scout.com ... named Broward County Athletic Association (BCAA) All-Star ... named team Most Valuable Player ... named to 14th Annual Nike South Florida High School All-Star Football Game (Miami Dade vs. Broward) ... named First Team All-BCAA ... recorded six interceptions and 150 tackles, one touchdown, three forced fumbles and two fumble recoveries during career.

PERSONAL: Exercise science major ... son of Garrett (Sr.) and Kenya Smith ... born May 20, 1992 in Pompano Beach, Fla. ... high school teammate of fellow 2010 signee Dareyon Chance.

#19 // DAVID STOUT
WIDE RECEIVER
SOPHOMORE // 6-6 // 231
ESCONDIDO, CALIF. // CALVIN CHRISTIAN



Career Statistics

YR	GP	GS	REC	YDS	AVG	TD	LG	YPG
2010			-- DNP --					
2009			-- REDSHIRT --					
TOTALS	0	0	0	0	0.0	0	0	0.0


2010: Walk-on ... did not see game action ... converted to wide receiver.

2009: Walk-on ... redshirted.

HIGH SCHOOL: Holds school single-season records for TD passes (21) and passing yards (2,166) ... participated in San Diego County North vs. South All-Star Game ... threw for 1,046 yards and 11 TDs as a junior ... three-time letterwinner in basketball and participant in San Diego County North vs. South All-Star Basketball Game ... holds school record in discus (152-5).

PERSONAL: Majoring in secondary education with a 3.49 GPA ... son of Bill and Elsa Stout ... born Sept. 16, 1990 in Escandido, Calif.

#91 // CORY SUEING
DEFENSIVE END
SOPHOMORE // 6-4 // 251
GRAND RAPIDS, MICH. // OTTAWA HILLS



Career Statistics

YR	GP	GS	ST	AT	TT	TFL	SK	INT	PBU	FF	FR	QBH
2010	11	0	2	2	4	1.0-6	1.0-6	0	0	0	0-0	1
2009						-- REDSHIRT --						
TOTALS	11	0	2	2	4	1.0-6	1.0-6	0	0	0	0-0	1

2010: First career tackle at Ball State (10/9) ... recorded a tackle and first career QB Hurry vs. Kent State (11/20) ... career high three tackles, 1.0 TFL and 1.0 sack at BGSU (11/26).

2009: Redshirted ... member of the defensive scout team.

HIGH SCHOOL: Ranked No. 44 Michigan recruit on Detroit Free Press Feb 50 ... earned Grand Rapids Press All-OK Gold Defense two years in a row... nominated for the 2008 Michigan East vs. West All-Star game ... three-year two-way starter ... recorded 35 tackles and six sacks as a senior ... lettered three years in basketball and track.

PERSONAL: Physical therapy major with a 3.40 GPA ... son of Grady and Darlene Sueing ... born Jan. 29, 1991 in Grand Rapids, Mich.

	2010 Season Highs	Career Highs
Tackles	3 at Bowling Green	3 at Bowling Green (11/26/10)
Tackles for Loss	1.0 at Bowling Green	1.0 at Bowling Green (11/26/10)
Sacks	1.0 at Bowling Green	1.0 at Bowling Green (11/26/10)
QB Hurries	1 v Kent State	1 v Kent State (11/20/10)



#84 // PETER TERRANA
TIGHT END
REDSHIRT FRESHMAN // 6-4 // 226
ST. PETERSBURG, FLA. // NORTHEAST



Career Statistics									
YR	GP	GS	REC	YDS	AVG	TD	LG	YPG	
2010			--	REDSHIRT	--				
TOTALS	0	0	0	0	0.0	0	0	0.0	

2010: Redshirted ... member of the offensive scout team.

HIGH SCHOOL: Named Pinellas County Athletic Conference (PCAC) during both junior and senior seasons ... named all-county in 2009 ... received Mike June Courage Award as a senior ... selected as PCAC All-Star ... named to the all-city academic team during junior and senior seasons ... registered 16 career catches for 250 yards and three touchdowns ... two-year starter at defensive end.

PERSONAL: Criminal justice major with a 3.54 GPA ... son of Jerry and Marci Terrana ... born March 7, 1992 in St. Petersburg, Fla.

#41 // JAMAAL THOMAS
STRONG SAFETY
REDSHIRT FRESHMAN // 5-10 // 180
GRAND RAPIDS, MICH. // EAST KENTWOOD



Career Statistics												
YR	GP	GS	ST	AT	TT	TFL	SK	INT	PBU	FF	FR	QBH
2010						--	REDSHIRT	--				
TOTALS	0	0	0	0	0	0.0	0.0	0	0	0	0	0

2010: Walk-on ... redshirted ... member of the defensive scout team.

HIGH SCHOOL: Named All-OK Red Conference as a runningback ... named Team Most Valuable Player and received Coaches Award in basketball ... played in the West vs. East All-Star Game ... registered 10 TDs.

PERSONAL: Psychology major ... son of Jesse Brown and Denise Thomas ... born Nov. 17, 1991 in South Haven, Mich.

#24 // LEWIS TOLER
CORNERBACK
SOPHOMORE // 5-10 // 172
NEW CASTLE, DEL. // WILLIAM PENN



Career Statistics												
YR	GP	GS	ST	AT	TT	TFL	SK	INT	PBU	FF	FR	QBH
2010	12	12	36	23	59	1.5-2	0.0-0	5-29	9	1-3	2-2	0
2009						--	REDSHIRT	--				
TOTALS	12	12	36	23	59	1.5-2	0.0-0	5-29	9	1-3	2-2	0

2010: Named Phil Steele First Team All-MAC ... earned Freshman All-America from *Rivals.com* ... led the MAC with 14 passes defended (5 INTs, 9 PBUs) ... named the team's Outstanding Defensive Player ... made collegiate debut and first collegiate start by leading team with eight tackles at Michigan State (9/4) ... recovered two fumbles vs. Nicholls State (9/11) ... first career interception vs. Toledo (9/18) ... returned INT 24 yds for TD at Ball State (10/9), earning MAC West Defensive POTW ... assisted on TFL at Notre Dame (10/16) ... five tackles, 1.0 TFL and a pass break up at Akron (10/23) ... fourth INT of season vs. NIU (10/30) ... third fumble recovery of the season at CMU (11/5), giving him seven take aways in 2010 ... eighth PBU of season vs. EMU (11/13) ... fifth INT of season and career high nine tackles vs. Kent State (11/20).

2009: Redshirted ... member of the defensive scout team.

HIGH SCHOOL: Earned 2008 first team all-state defense ... named First Team All-Blue Hen Flight A defensive back and second-team wide receiver as a senior ... earned second-team all-conference as a junior ... nominated to Delaware's 54th annual Blue-Gold All-Star game ... member of two-time conference championship team (2006, 2008) ... intercepted 10 passes during career and recorded 71 tackles ... amassed 700 yards receiving and scored 10 touchdowns ... earned DIAA Academic All-State honors.

PERSONAL: Business administration major ... son of Lewis and Marcella Toler ... born May 28, 1991 in Newark, Del. ... high school teammate of current Bronco Brian Fields.

	2010 Season Highs	Career Highs
Tackles	9 v Kent State	9 v Kent State (11/20/10)
Tackles for Loss	1.0 at Akron	1.0 at Akron (10/23/10)
Interceptions	1, 5x - last v Kent State	1, 5x - last v Kent State (11/20/10)
Interception Return Yds	24 at Ball State	24 at Ball State (10/9/10)
Longest Int Return	24 at Ball State (TD)	24 at Ball State (TD) (10/9/10)
Interception Return TDs	1 at Ball State	1 at Ball State (10/9/10)
Fumble Recoveries	2 v Nicholls State	2 v Nicholls State (9/11/10)
Pass Break Ups	1, 9x - last v Kent State	1, 9x - last v Kent State (11/20/10)



#2 // TYLER VAN TUBBERGEN
QUARTERBACK
SOPHOMORE // 6-3 // 197
HOLLAND, MICH. // WEST OTTAWA



YR	GP	GS	ATT	COMP	YDS	PCT	TD	INT	LG	YPG	EFF
2010	7	0	13	9	95	69.2	0	0	41	13.6	130.62
2009						-- REDSHIRT --					
TOTALS	7	0	13	9	95	69.2	0	0	41	13.6	130.62

YR	ATT	YDS	AVG	TD	LG	YPG
2010	4	15	3.8	0	13	1.8
2009			-- REDSHIRT --			
TOTALS	4	15	3.8	0	13	1.8

2010: Went 3-for-4 for 18 yds in collegiate debut at Michigan State (9/4) ... threw for 57 yds, including a long of 41 yds vs. Nicholls State (9/11) ... first two career rushing attempts at Akron (10/23) ... completed a pass for four yds and ran for nine yds vs. Kent State (11/20).

2009: Redshirted ... member of the offensive scout team.

HIGH SCHOOL: Ranked No. 40 Michigan recruit on Detroit Free Press Fab 50 ... received honorable mention for 2008 All-State Offense ... earned All-OK Red Offense during senior season ... named Holland Sentinel First Team All-Area in 2008 ... received honorable mention for Grand Rapids Press 2008 All-Area Dream Team ... nominated to the 2008 Michigan East vs. West All-Star game ... ranks second all-time in Michigan high school football history in pass completions (38) and attempts (62) in a game ... threw for nearly 2,500 yards and 24 touchdowns as a senior ... amassed 1,800 yards through the air and 14 touchdowns during junior season ... two-year letter winner in football and basketball ... helped lead basketball team to district championship in 2007.

PERSONAL: Criminal justice major with a 3.20 GPA ... son of Scott and Kathy Van Tubbergen ... born Oct. 23, 1991 in Grand Rapids, Mich.

	2010 Season Highs	Career Highs
Passing Attempts	4 at Michigan State	4 at Michigan State (9/4/10)
Completions	3, 2x - last v Nicholls State	3, 2x - last v Nicholls State 9/11/10
Yards	57 v Nicholls State	57 v Nicholls State (9/11/10)
Longest Completion	41 v Nicholls State	41 v Nicholls State (9/11/10)
Completion Percentage	100.0, 2x - last at Ball State	100.0, last at Ball State (10/9/10)
Rushing Attempts	2 at Akron	2 at Akron (10/23/10)
Rushing Yards	9 v Kent State	9 v Kent State (11/20/10)
Longest Run	13 at Akron	13 at Akron (10/23/10)

#11 // DALLAS WALKER
TIGHT END
SENIOR // 6-6 // 235
MADISON, MISS. // MADISON-RIDGELAND // GEORGIA MC



Career Statistics										
YR	GP	GS	REC	YDS	AVG	TD	LG	YPG		
2010	11	1	9	58	6.4	2	11	5.3		
2009	8	0	0	0	0.0	0	0	0.0		
TOTALS	19	1	9	58	6.4	2	11	5.3		

2010: Had first collegiate reception at Michigan State (9/4) ... career numbers in receptions (3), yards (20) and had first career TD vs. Nicholls State (9/11) ... first career start at Notre Dame (10/16) ... scored second TD of season at BGSU (11/26).

2009: Appeared in eight games and made one start ... made debut in season opener at Michigan (9/5).

JUNIOR COLLEGE: Dual-threat athlete played quarterback and wide receiver ... team ranked No. 3 in the nation during the season and finished ninth place and national runner-up in 2008 ... completed 99-of-155 passes for 1,155 yards and 17 touchdowns ... completed 64 percent of passes (seventh in nation).

MEMPHIS: Spent one year at Memphis ... redshirted before transferring.

HIGH SCHOOL: Member of AAA State Championship football (2004) and basketball (2005, 2007) teams ... earned all-state honors as a senior ... three-time all-conference and all-metro selection ... named second-team all-conference in basketball as a junior ... nominated to 2006 Mississippi All-Star game ... recorded highest vertical jump of all quarterbacks (34") at 2006 Army All-American combine ... ranked No. 74 quarterback of 2007 class by Scout.com ... caught 29 passes for 800 yards and nine touchdowns as a sophomore ... threw for over 3,000 yards and 30 touchdowns during career.

PERSONAL: Business major ... son of Debi Walker ... born Feb. 22, 1988 in Memphis, Tenn.

	2010 Season Highs	Career Highs
Receptions	3 v Nicholls State	3 v Nicholls State (9/11/10)
Receiving Yards	20 v Nicholls State	20 v Nicholls State (9/11/10)
Receiving TDs	1, 2x - last at Bowling Green	1, 2x - last at Bowling Green (11/26/10)
Longest Reception	11, 2x - last at Notre Dame	11, 2x - last at Notre Dame (10/16/10)
Rushing Attempts	1 at Notre Dame	1 at Notre Dame (10/16/10)



#30 // DERVON WALLACE
CORNERBACK
SENIOR // 5-11 // 186
DECATUR, GA. // TOWER



Career Statistics													
YR	GP	GS	ST	AT	TT	TFL	SK	INT	PBU	FF	FR	QBH	BLK
2010	12	0	2	4	6	0.0	0.0	0	0	0	0	0	0
2009	12	0	0	1	1	0.0	0.0	0	0	0	0	0	0
2008	8	0	1	2	3	0.0	0.0	0	0	0	0	0	1
2007	-- REDSHIRT --												
TOTALS	32	0	3	4	10	0.0	0.0	0	0	0	0	0	1

YR	REC	YDS	AVG	TD	LG	YPG
2010	1	41	41.0	0	41	3.4
2009	3	44	14.7	0	35	3.7
2008	2	16	8.0	0	11	2.0
2007	-- REDSHIRT --					
TOTALS	6	101	16.8	0	41	3.2

YR	PR	YDS	TD	LG	AVG	KR	YDS	TD	LG	AVG
2010	0	0	0	0	0.0	13	353	1	91	27.2
2009	0	0	0	0	0.0	0	0	0	0	0.0
2008	1	21	0	21	21.0	1	9	0	9	9.0
2007	-- REDSHIRT --									
TOTALS	1	21	0	21	21.0	14	362	1	91	25.9

2010: Hauled in career long reception of 41 yds vs. Nicholls State (9/11) ... returned kick off 91 yds for TD for first of career and WMU's kick return for a TD since Sept. 8, 2007 (10/23) ... 110 kick return yds vs. EMU (11/13) ... career high five tackles in first game as a defender in two years vs. Kent State (11/20) ... converted to defensive back after the season.

2009: Appeared in all 12 games ... first reception of season vs. Miami (9/19) ... registered three catches ... had career-long reception against Central Michigan (10/17).

2008: Appeared in eight games ... made collegiate debut vs. Ohio (10/4) ... recorded first career reception for 11 yards vs. Illinois (11/8) ... blocked a punt and returned it 21 yards at Buffalo (10/11) ... appeared in the Texas Bowl vs. Rice (12/30).

2007: Redshirted ... member of the defensive scout team.

HIGH SCHOOL: Received honorable mention for All-Metro Atlanta as a senior and was named Defensive Player of the Week two times ... recorded 13 career interceptions and returned three for TDs ... registered 87 total tackles as a senior ... rushed for 410 yards and five touchdowns and caught 15 passes for 328 yards and three scores as a senior ... ranked first in DeKalb County in kick returns with over 800 yards and three touchdowns ... finished fifth in state long jump competition (22'-9") as a junior.

PERSONAL: Majoring in civil & construction engineering ... son of Elaine Chambers and Benny Wallace ... born Feb. 18, 1989 in Bronx, N.Y.

	2010 Season Highs	Career Highs
Tackles	5 v Kent State	5 v Kent State (11/20/10)
Blocked Punt	NA	1 at Buffalo (10/11/08)
Kick Return Yards	110 v Eastern Michigan	110 v Eastern Michigan (11/13/10)
Longest Kick Return	91 at Akron (TD)	91 at Akron (TD) (10/23/10)
Kick Return TDs	1 at Akron	1 at Akron (10/23/10)
Punt Return Yards	NA	21 at Buffalo (10/11/08)
Longest Punt Return	NA	21 at Buffalo (10/11/08)
Receptions	1 v Nicholls State	1, 6x - last v Nicholls State (9/11/10)
Receiving Yards	41 v Nicholls State	41 v Nicholls State (9/11/10)
Longest Reception	41 v Nicholls State	41 v Nicholls State (9/11/10)

#83 // JORDAN WHITE
WIDE RECEIVER
6TH-YR SENIOR // 6-0 // 215
CLEVELAND, OH // NORTH RIDGEVILLE
FIRST TEAM ALL-MAC



Career Statistics																
YR	GP	GS	REC	YDS	AVG	TD	LG	YPG	ATT	YDS	AVG	TD	LG	ST	AT	TT
2010	12	12	94	1,378	14.7	10	74	114.8	3	29	9.7	0	19	2.6	21	131
2009	9	7	53	681	12.8	4	54	75.7	0	0	0.0	0	0	0	0	0
2008	-- DNP --															
2007	9	0	19	217	11.4	1	50	24.1	0	0	0.0	0	0	0	0	0
2006	-- REDSHIRT --															
TOTALS	30	19	166	2,276	13.7	15	74	75.9	3	29	9.7	0	19	2.6	21	131

2010: Granted a sixth year of eligibility by the NCAA after the season ... named 2010 Biletnikoff Semi-finalist ... received honorable mention for Sports Illustrated All-America ... finished season with school record for receiving yards (1,378) and 100-yard receiving games (7) in a season ... First Team All-MAC ... White and Juan Nunez were first receiving duo with over 90 receptions and 10 TDs in a season in WMU or MAC history ... member of first tandem to earn First Team All-MAC in same season at WMU (third in MAC history) and only second 1,000-yard receiving tandem in WMU history ... led the team with eight catches for 82 yards at Michigan State (9/4) ... racked up 130 yds receiving with 2 TDs vs. Nicholls State (9/11) ... career highs in receptions (13) and receiving yds (170) vs. Toledo (9/18) ... hauled in eight catches for 168 yds and 2 TDs at Akron (10/23) ... career high 14 catches for career high 180 yds vs. NIU (10/30), earning MAC West Offensive POTW ... fifth 100-yd receiving game of season at CMU (11/5), goes over 1,000 yds in a season for first time in career ... 10th 100-yd receiving game of career vs. EMU (11/13) ... seventh 100-yard game of the season with 110 at BGSU (11/26).

2009: Earned Third Team All-MAC Offense ... Made first appearance and had first catch (since Nov. 24, 2007 against Temple) at Indiana (9/12) ... gained 40 yards on first career punt return against Miami (9/19) ... nine catches and 101 yards vs. Hofstra (9/26) ... 117 receiving yards and first two-TD game at Toledo (10/10) ... set career high in yards (140) at EMU (11/14) ... set career high for receptions in a game (11) vs. Ball State (11/24) ... finished year with four 100-yard receiving games ... earned Fourth Team Phil Steele's All-MAC.

2008: Did not see game action due to injury.

2007: Appeared in nine games ... recorded three catches for 26 yards vs. Central Conn. State (9/22) ... had a 50 yard reception to score his first career touchdown vs. Ball State (10/20) ... six receptions for 53 yards vs. Temple (11/24).

2006: Redshirted due to injury.

HIGH SCHOOL: 51 receptions for 646 yards, 21 carries for 352 yards, 15 total touchdowns, 38.9 yards per punt average ... first-team All-Lorain County junior and senior year ... first-team all district ... honorable mention all-state ... named team MVP.

PERSONAL: Advertising and promotion major ... son of Sharon Gall ... born June 4, 1988 in Middleburg Heights, Ohio.

	2010 Season Highs	Career Highs
Receptions	14 v Northern Illinois	14 v Northern Illinois (10/30/10)
Receiving Yards	180 v Northern Illinois	180 v Northern Illinois (10/30/10)
Receiving TDs	2, 3x - last at Central Michigan	2, 4x - last at Central Michigan (11/5/10)
100-Yd Rec Games	7, last at Bowling Green *	11 (7 - 2010, 4 - 2009)
Rushing Attempts	2 v Northern Illinois	2 v Northern Illinois (10/30/10)
Rushing Yards	16 v Northern Illinois	16 v Northern Illinois (10/30/10)
Longest Rush	19 v Northern Illinois	19 v Northern Illinois (10/30/10)
Longest Reception	74 v Nicholls State (TD)	74 v Nicholls State (TD) (9/11/10)
Longest Punt Return	14 v Nicholls State	40 v Miami (9/19/09)
Punt Return Yards	30 at Michigan State	40 v Miami (9/19/09)
All-Purpose Yards	196 v Northern Illinois	196 v Northern Illinois (10/30/10)
Tackles	1, 2x - last v Northern Illinois	1, 4x - last v Northern Illinois (10/30/10)

* WMU season record



BRONCO FOOTBALL BIOS – VETERANS

#1 // DOUG WIGGINS

FREE SAFETY

SENIOR // 5-10 // 209

NORTH MIAMI BEACH, FLA. // NORTH MIAMI BEACH // MIAMI (FLA.)



Career Statistics

YR	GP	GS	ST	AT	TT	TFL	SK	INT	PBU	FF	FR	QBH
2010	10	8	23	32	55	1.0-1	0.0-0	0	2	2	0	0
2009	10	9	30	17	47	1.5-3	0.0-0	0	1	4	0	1
2008	-- NCAA TRANSFER RULE --											
TOTALS	20	17	53	49	102	2.5-4	0.0-0	0	3	6	0	1

2010: Seven tackles with a PBU at Michigan State (9/4) ... five tackles vs. Toledo (9/18) ... forced fumble at Notre Dame (10/16) ... six tackles at Akron (10/23) ... career high 13 tackles at CMU (11/5).

2009: Made Bronco debut with nine tackles at Michigan (9/5) ... appeared in 10 games with nine starts ... forced two fumbles, including one of first play from scrimmage leading to TD vs. Miami (9/19) ... forced four fumbles on the season, ranking eighth in WMU history.

2008: Sat out season due to NCAA transfer rules ... member of defensive scout team.

MIAMI (FLA.): Attended the University of Miami and appeared in four games as a defensive back ... made two tackles during freshman season before transferring.

HIGH SCHOOL: Rated the nation's No. 4 cornerback and the No. 33 overall prospect by Rivals.com coming out of high school ... ranked the No. 17 cornerback prospect, the No. 119 player overall and the No. 44 player on the Florida Hot 100 list by Scout.com after 2006 season ... rated the No. 55 player in the state of Florida by SuperPrep ... Ranked the No. 34 player in the state by the Orlando Sentinel and was a member of the Atlanta Journal Constitution Super Southern 100 ... passed for 1,324 yards and 10 touchdowns as a senior, helping his team to a 10-3 record and a state semifinal appearance ... also played cornerback ... threw for 13 touchdowns as a quarterback during junior season ... made seven interceptions as a safety ... cousin of former Bronco E.J. Biggers and current Tampa Bay Buccaneer ... former high school teammate of current Broncos Anthony Parker and Aaron Winchester.

PERSONAL: Criminal justice major.

	2010 Season Highs	Career Highs
Tackles	13 at Central Michigan	13 at Central Michigan (11/5/10)
Tackles for Loss	1.0 v Nicholls State	1.0 v Nicholls State (9/11/10)
QB Hurries	NA	1 at Toledo (10/10/09)
Pass Break Ups	1, 2x - last v Nicholls State	1, 3x - last v Nicholls State (9/11/10)
Forced Fumbles	1, 2x - last at Notre Dame	2 v Miami (9/19/09)

#9 // TRONIC WILLIAMS

CORNERBACK

SOPHOMORE // 6-1 // 188

FORT MYERS, FLA. // SOUTH FORT MYERS



Career Statistics

YR	GP	GS	ST	AT	TT	TFL	SK	INT	PBU	FF	FR	QBH
2010	8	1	0	0	0	0.0	0.0	0	6	2	8	0
2009	-- REDSHIRT --											
TOTALS	8	1	0	0	0	0.0-0	0.0-0	0	6	2	8	0

2010: Recorded first career tackle at Ball State (10/9) ... second career tackle at Akron (10/23) ... season high four tackles vs. EMU (11/13) ... made first career start vs. Kent State (11/20).

2009: Redshirted ... member of the offensive scout team.

HIGH SCHOOL: Received News-Press honorable mention all-area as a senior ... nominated to the 2008 South Florida All-Star Classic ... three-sport athlete lettering four years in track and wrestling, and three years in football ... caught eight passes for 104 yards and a touchdown in 2008 ... won individual district and region championship as well as placed fourth (160 lbs.) at class 1A state finals in wrestling as a junior ... two-time MVP on both track and wrestling teams ... runs the 40-yard dash in 4.4 seconds ... carried a 3.6 GPA and was a member of the National Honor Society.

PERSONAL: Engineering major ... son of James and Teresa Williams ... born Sept. 3, 1990 in Pahokee, Fla.

	2010 Season Highs	Career Highs
Tackles	4 v Eastern Michigan	4 v Eastern Michigan (11/13/10)





#23 // AARON WINCHESTER

RUNNING BACK

SENIOR // 5-6 // 183

NORTH MIAMI BEACH, FLA. // NORTH MIAMI BEACH // MIAMI (FLA.)



Career Statistics									
YR	GP	GS	ATT	YDS	AVG	TD	LG	YPG	
2010	10	7	92	271	2.9	0	12	27.1	
2009	12	0	46	165	3.2	1	22	12.3	
2008	13	3	69	272	3.9	0	19	20.9	
TOTALS	35	10	207	704	3.4	1	22	20.1	

YR	REC	YDS	AVG	TD	LG	YPG
2010	12	47	3.9	0	13	4.7
2009	6	27	4.5	0	11	2.2
2008	9	96	10.7	0	56	7.4
TOTALS	27	170	6.3	0	56	4.9

YR	KR	YDS	TD	LG	AVG	ALL-PURPOSE
2010	2	47	0	27	23.5	365
2009	8	117	0	26	14.6	292
2008	19	446	0	57	23.5	814
TOTALS	29	610	0	57	21.0	1,471

2010: Had 15 carries at Michigan State (9/4) ... Rushed for 40 yds vs. Nicholls State (9/11) ... returned kicks for first time in season with 47 KR yds vs. Idaho (10/2).

2009: Scored first career rushing TD vs. Miami (9/19) ... recorded longest run of career with a carry for 22 yards at Toledo (10/10) ... had a season high 64 yards on three kick returns, including a season long return of 26 yards against Ball State (11/24).

2008: Saw action in 13 games and made three starts as a true freshman ... named to MAC All-Freshman Team by Rivals.com made collegiate debut at Nebraska (8/30) with one kickoff return for 57 yards ... rushed three times for 20 yards at Idaho (9/13) ... compiled 143 all-purpose yards with 32 rushing, 56 receiving, and 55 kickoff return yards vs. Tennessee Tech (9/20) ... returned two kickoffs for a total of 38 yards at Central Michigan (10/18) ... rushed three times for ten yards vs. Eastern Michigan (11/1) ... had four carries for 19 yards vs. Illinois (11/8) ... went over the 100-yard mark for first time in career vs. Toledo (11/15) with 111 yards on a career-high 28 carries ... rushed 14 times for 80 yards at Ball State (11/25) ... had two carries for five yards and four kick returns for 19 yards against Rice in the Texas Bowl (12/30).

HIGH SCHOOL: Member of 12-1 team that reached state quarterfinals in 2007 ... earned first team all-state as a senior ... rushed for 2,023 yards and 29 touchdowns during senior campaign to lead Dade County in rushing ... holds career rushing record at North Miami Beach High School ... team reached playoffs four times and captured three district titles ... named All-Dade County in 2006 and in 2007 ... started at strong safety and recorded 63 tackles and 3.0 sacks in 2007 ... forced three fumbles and registered three fumble recoveries ... recorded four interceptions during senior campaign ... former high school teammate of current Broncos Doug Wiggins and Anthony Parker.

PERSONAL: Criminal justice major with a 3.27 GPA.


	2010 Season Highs	Career Highs
Rushing Attempts	15 at Michigan State	28 v Toledo (11/15/08)
Rushing Yards	47 v Idaho	111 v Toledo (11/15/08)
Longest Run	12, 3x - last at Akron	22 at Toledo (10/10/09)
Rushing TDs	NA	1 v Miami (9/19/09)
100-yd Rushing Games	NA	1 (1 - 2008)
Receptions	5 at Michigan State	5, 2x - last at Michigan State (9/4/10)
Receiving Yards	17 at Notre Dame	56 v Tennessee Tech (9/20/08)
Longest Reception	13, 2x - last at Notre Dame	56 v Tennessee Tech (9/20/08)
Longest Kick Return	27 v Idaho	57 at Nebraska (8/30/08)
Kick Return Yards	47 v Idaho	127 at Ball State (11/25/08)
All-Purpose Yards	107 v Idaho	206 at Ball State (11/25/08)
Tackles	NA	2, 2x - last at Kent State (10/31/09)

#5 // ZACK WYNN

QUARTERBACK

REDSHIRT FRESHMAN // 6-2 // 212

HUDSON, FLA. // HUDSON



YR	GP	GS	ATT	COMP	YDS	PCT	TD	INT	LG	YPG	EFF
2010						-- REDSHIRT --					
TOTALS	0	0	0	0	0	0.0	0	0	0	0.0	0.0

2010: Redshirted ... member of the offensive scout team.

HIGH SCHOOL: Holds every passing record at Hudson ... rated No. 14 quarterback in the state of Florida by the Orlando Sentinel ... 7,103 career passing yards ranks second all-time in Pasco County behind only Drew Weatherford (Florida State) ... three-time First Team All-Sunshine Athletic Conference (SAC) ... First Team All-SAC as a punter in 2009 ... named offensive MVP in 2009 ... received honorable mention for all-state in 2008 ... Florida Athletic Coaches Association (FACA) Regional Player of the Year in 2009 ... First Team FACA ... named to FACA North/South All-Star Game in 2009 ... 528-for-914 career passing (57.7 percent) ... 1,356 career rushing yards on 297 carries (4.6 yards per carry).

PERSONAL: Biomedical sciences major ... son of Russell and Chene Wynn ... born Feb. 11, 1992 in Hudson, Fla.





#47 // MITCH ZAJAC
LINEBACKER
SENIOR // 6-1 // 229
HOLT, MICH. // HOLT



Career Statistics												
YR	GP	GS	ST	AT	TT	TFL	SK	INT	PBU	FF	FR	QBH
2010	12	12	24	73	97	4.0-26	2.0-22	0	0	0	0	0
2009	12	6	26	25	51	4.5-10	0.0-0	1-26	1	0	0	0
2008	13	5	11	18	29	1.5-3	0.0-0	0	4	0	1	0
TOTALS	37	23	61	116	177	10.0-39	2.0-22	1-26	5	0	1	0

2010: Led team with a career high 97 tackles ... had five tackles at Michigan State (9/4) ... second on the team with nine tackles vs. Toledo (9/18) ... assisted on a tackle for loss vs. Idaho (10/2) ... led team with eight tackles at Ball State (10/9) ... season high 2.0 TFLs at Notre Dame (10/16) ... career matching 10 tackles at CMU (11/5) ... career high 14 tackles and 2.0 sacks vs. EMU (11/13) ... set new career high with 15 tackles vs. Kent State (11/20).

2009: Recorded first INT of career with a 26-yard return at Kent State (10/31) ... eight tackles and 3.0 TFLs at MSU (11/7) ... set career high with 10 tackles against Ball State (11/24) ... appeared in 12 games and made six starts ... set career bests for tackles (51) and tackles for loss (4.5) in a season.

2008: Appeared in 13 games and made five starts ... named to MAC All-Freshman Team by Rivals.com ... made collegiate debut on special teams at Nebraska (8/30) ... made first career start at linebacker vs. Eastern Michigan (11/1) ... had four tackles at Idaho (9/13) ... had four tackles and one pass break-up vs. Illinois (11/8) ... has seven tackles (six solo) vs. Toledo (11/15) ... had five tackles at Ball State (11/25) ... appeared in the Texas Bowl vs. Rice (12/30).

HIGH SCHOOL: Ranked No. 56 among inside linebackers by ESPN.com ... ranked No. 50 overall in Michigan by Rivals.com ... earned 12 varsity letters heading in football, wrestling and track & field ... 2007 All-State Dream Team Member ... named 2008 High School Athlete of the Year by the Detroit Athletic Club ... 2007 Academic All-State award recipient ... 2007 Football Michigan 'Great 8' Finalist ... selected to the Michigan All-Star East vs. West Game in 2007 ... received honorable mention for all-state as a junior ... preseason and postseason all-area Defensive Player of the Year as a senior ... four-time All-Capital Area Activities Conference (CAAC) selection ... three time All-Area Dream Team selection ... holds football program records for tackles in a season (165) and games started in a career (44) ... member of four-time CAAC championship football team ... team finished in the Associated Press Top 10 each year ... combined four-year record of 37-7 ... named Team MVP and Team Defensive Player of the Year in 2007 ... served as three-year co-captain ... four-time CAAC individual wrestling champion at 215 lbs. ... has over 100 career wrestling wins ... received honorable mention for All-CAAC as a junior and qualified for state as a sophomore ... named Wrestling Team MVP in 2005 ... two-time state qualifier in shot put ... earned All-CAAC in shot put in 2004 and all-area in 2005 ... has received 11 All-CAAC Academic awards and ranks No. 8 in a class of 437 students.

PERSONAL: Majoring in engineering with a 3.69 GPA ... son of Mark and Lori Zajac ... born Nov. 10, 1989 in Holt, Mich.

	2010 Season Highs	Career Highs
Tackles	15 v Kent State	15 v Kent State (11/20/10)
Sacks	2.0 v Eastern Michigan	2.0 v Eastern Michigan (11/13/10)
Tackles for Loss	3.0 v Eastern Michigan	3.0, 2x - last v Eastern Michigan (11/13/10)
Pass Break Ups	NA	1, 4x - last at Kent State (10/31/09)
Interceptions	NA	1 at Kent State (10/31/09)
INT Ret Yds	NA	26 at Kent State (10/31/09)
Longest INT Ret	NA	26 at Kent State (10/31/09)

#70 // MARK ZIELINSKI
OFFENSIVE LINEMAN
SOPHOMORE // 6-4 // 318
WINNETKA, ILL. // NEW TRIER



Career Statistics			
YR	GP	GS	PLAYS
2010	0	0	0
2009	--	REDSHIRT	--
TOTALS	0	0	0

2010: Did not see game action ... member of the offensive scout team.

2009: Redshirted ... member of the offensive scout team.

HIGH SCHOOL: Ranked No. 31 offensive tackle by ESPN.com ... ranked No. 88 recruit by Scout.com ... named all-conference in 2007 and 2008 ... earned team award as best offensive player as a senior ... helped lead squad into the second round of playoffs two times ... three-year varsity starter ... volunteered collecting blankets for homeless shelters.

PERSONAL: Pre-engineering major ... son of John and Marianne Zielinski ... July 29, 1991 in Wilmette, Ill.



#18 // RONTAVIOUS ATKINS
STRONG SAFETY
FRESHMAN // 5-11 // 175
PAHOKEE, FLA. // PAHOKEE



HIGH SCHOOL: Ranked as a three-star recruit by Rivals.com ... received two-star rating by both ESPN.com and Scout.com ... ranked 102nd among safeties by ESPN.com ... member of state championship team in 2008 and district runner up team in 2009 ... ranked as No. 15 player in Palm Beach County ... member of Sun-Sentinel Super 11 Team ... registered 80 tackles, two interceptions and 5.0 sacks in 2010 ... amassed 52 tackles, 3.0 sacks and forced five fumbles as a junior.

PERSONAL: Criminal justice major ... son of Ronald and Jamee Atkins ... born on Jan. 1, 1993 in Pahokee, Fla. ... cousin of current Broncos Raheem Buxton ... ran 40-yard dash in 4.5 seconds.

#89 // ERIC BOYDEN
TIGHT END
FRESHMAN // 6-3 // 236
HAMILTON SQUARE, N.J. // NOTRE DAME



HIGH SCHOOL: Member of conference championship team as a senior ... combined 25-5 team record including an undefeated regular season in 2009 ... earned first team all-conference as a senior ... earned Third Team All-South Jersey in 2010 ... recorded 425 yards and four touchdowns on 40 receptions as a senior.

PERSONAL: Undecided on a major ... son of Alan and Cindy Boyden ... born on Oct. 18, 1992.


#42 // DEVON BRANT
LINEBACKER
FRESHMAN // 5-11 // 224
OCALA, FLA. // NORTH MARION



HIGH SCHOOL: Two-star recruit by both Rivals.com and Scout.com ... ranked 72nd among inside linebackers by ESPN.com ... ranked 83rd among middle linebackers by Scout.com ... member of back-to-back district championship teams and had a combined 52-9 team record during career ... participated in North/South All-Star Game ... two-time all-state selection ... district defensive player of the year as a junior ... two-time first-time all-area selection ... registered 137 tackles 20 TFLs and 6.5 sacks as a senior ... recorded five forced fumbles and one interception in 2010.

PERSONAL: Sports management and sociology major ... sons of Anthony Brant and Talvia Vereen ... born on Oct. 20, 1992 in Miami, Fla ... ran 40-yard dash in 4.66 seconds.

#19 // COURTNEY BYNES
WIDE RECEIVER
FRESHMAN // 5-10 // 165
LAUDERDALE LAKES, FLA. // BOYD ANDERSON



HIGH SCHOOL: Listed as the 29th best player in Broward County according to the Sun-Sentinel ... was a participant in the Nike South Florida All-Star Game ... racked up 351 yards and four TDs on 20 catches in 2009.


#34 // DONALD CELISCAR
STRONG SAFETY
FRESHMAN // 5-11 // 175
WINTER HAVEN, FLA. // WINTER HAVEN



HIGH SCHOOL: Named second team All-County during junior season and first team All-County during senior season ... participated in East/West All-Star game ... ran a 40-yard dash time of 4.59 seconds.

PERSONAL: Sports medicine major ... born on Oct. 14, 1991 in Haiti ... son of Sergot and Myrnes Celiscar.

#33 // JUSTIN CURRIE
STRONG SAFETY
FRESHMAN // 6-2 // 192
BIG RAPIDS, MICH. // BIG RAPIDS



HIGH SCHOOL: Two-star rating by Rivals.com ... ranked 128th among safeties by Scout.com ... listed No. 49 on the Detroit Free Press Fab 50 list ... earned first-team all-conference ... named to all-area dream team ... rushed for 1,226 yards and 15 touchdowns.

PERSONAL: Criminal justice major ... son of Karol Frye and Steven Currie ... born on Sept. 19, 1993 in Royal Oak, Mich ... ran 40-yard dash in 4.45 seconds.

#35 // NICHOLAS DANCE
LINEBACKER
FRESHMAN // 6-0 // 210
NASHVILLE, TENN. // PEARL-COHN



HIGH SCHOOL: Member of regional and district championship team in 2007 ... team reached state semifinals in 2007 ... two-time all-metro selection ... All-Metro Class 3A-4A Defensive MVP ... two-time all-district selection ... district defensive most valuable player as a junior ... amassed 208 tackles, 18 sacks, five interceptions and three fumble recoveries during junior and senior seasons ... recorded 703 receiving yards and 10 touchdowns offensively as a junior and senior.

PERSONAL: Physical education major ... son of Eric Dance and Nica Carter ... born on Sept. 29, 1993 ... first cousin (Lamar Divens) member of Baltimore Ravens (2008-present).

#94 // JUNIOR ESTELUS
DEFENSIVE TACKLE
FRESHMAN // 6-1 // 250
WEST PALM BEACH, FLA. // LAKE WORTH



HIGH SCHOOL: Rated two-star recruit by Rivals.com ... played in the Outback Bowl South Florida All-Star game ... three year varsity letter winner ... had 58 tackles and five sacks during senior season.

PERSONAL: Undecided on major ... son of Ferdinand Estelus and Frazette Thadeel ... born on June 13, 1992.



#17 // TYLER HRYCAK
QUARTERBACK
FRESHMAN // 6-2 // 186
WILMINGTON, DEL. // ST. MARKS // VALLEY FORGE



JUNIOR COLLEGE: Rated two-star recruit by Rivals.com ... rated No. 1 Prep School QB by Max Preps ... amassed 2,125 passing yards and 25 touchdowns.

HIGH SCHOOL: Participated in Blue/Gold All-Star Game ... first team all-conference and second team all-state in 2009 ... racked up 2,015 passing yards and 18 touchdowns as a senior ... rushed for 384 yards as a senior.

PERSONAL: Business major ... son of Julie Burns and Terry Hrycak ... born on June 9, 1992 in Wilmington, Del. ... father played football at the University of Minnesota ... ran 40-yard dash in 4.7 seconds.

#27 // TREVOR ISHMAEL
STRONG SAFETY
FRESHMAN // 5-11 // 185
MIAMI, FLA. // NORTH MIAMI BEACH



HIGH SCHOOL: Rated a two-star recruit by Scouts.com ... second team All-County senior season ... participated in the Miami Dolphin Dade vs. Broward All-Star game ... ran a 4.6 40-yard dash time.

PERSONAL: Business major ... born April 12, 1993 in Miami, Fla. ... son of Darlene and Trevor Ishmael.

#64 // JOHN JACKSON
OFFENSIVE LINEMAN
FRESHMAN // 6-3 // 309
DETROIT, MICH. // CASS TECH



HIGH SCHOOL: Ranked 117th among offensive guards by Scout.com ... listed No. 35 on the Detroit Free Press Fab 50 list ... member of Detroit Public School League Division, city, district, regional championship teams.

PERSONAL: Business major ... son of Gabrielle and Kevin Jackson ... born on Dec. 23, 1992 in Detroit, Mich. ... cousin (Kevin Jackson) runs track at Michigan State.


#5 // TIMMY KEITH
WIDE RECEIVER
FRESHMAN // 6-0 // 181
MANASSAS, VA. // OSBOURN



HIGH SCHOOL: Rated a three-star recruit by Rivals.com ... rated a two-star recruit by Scouts.com ... rated a two-star recruit and 171st WR by ESPN.com.

PERSONAL: Political science major ... born on Dec. 21, 1992.


#81 // A.J. KING
WIDE RECEIVER
FRESHMAN // 6-0 // 160
SEFFNER, FLA. // ARMWOOD



HIGH SCHOOL: Rated a three-star recruit by Rivals.com and Scout.com ... rated a three-star recruit and 139th WR by ESPN.com ... caught 45 passes for 728 yards (16.2 average) and seven touchdowns in 2009.

PERSONAL: Undecided on a major.

#79 // JAMES KRISTOF
OFFENSIVE GUARD
FRESHMAN // 6-4 // 303
LAKE BARRINGTON, ILL. // BARRINGTON



HIGH SCHOOL: Ranked as a two-star recruit by Rivals.com, Scout.com and ESPN.com ... ranked 118th among offensive guards by ESPN.com ... ranked 120th among offensive guards by Scout.com ... named All-Mid Suburban League as a senior ... earned all-area and received honorable mention for all-state as a senior ... named to the Illinois Coaches Association All-Star Game.

PERSONAL: Business major ... son of Jim and Debbie Kristof ... born on Dec. 11, 1992 in Lake Barrington, Ill. ... ran 40-yard dash in 5.35 seconds.


#63 // TIM MAKI
OFFENSIVE LINEMAN
JUNIOR // 6-7 // 295
POMONA, CALIF. // MERIDIAN // MT. SAN ANTONIO



HIGH SCHOOL: Member of state and national championship teams ... teams amassed combined record of 26-1 during two playing seasons ... served on mission in 2006 and 2007.

PERSONAL: Business major ... son of Chris and Ann Maki ... born on July 21, 1986 in Los Angeles, Calif.

#98 // JARELL MCKINNEY
DEFENSIVE END
FRESHMAN // 6-5 // 220
DETROIT, MICH. // CODY



HIGH SCHOOL: Two-star recruit and ranked 142nd among outside linebackers by Scout.com ... Detroit Free Press First Team Defense ... Detroit Free Press All-Detroit Team ... listed No. 47 on the Detroit Free Press Fab 50 list ... earned first team all-city and all-state in 2010 ... earned second team all-city ... amassed 95 tackles and 10.0 sacks as a senior and 96 tackles, 10.0 sacks, forced four fumbles and two blocked punts in 2009.

PERSONAL: Son of Stan and Karen McKinney ... born on July 1, 1992 in Detroit, Mich.

BRONCO FOOTBALL BIOS – NEWCOMERS



#61 // DUSTIN PRINGLE
OFFENSIVE GUARD
FRESHMAN // 6-5 // 285
BEAVER HILLS, PA. // BLACKHAWK



HIGH SCHOOL: Ranked as a three-star recruit and 82nd among guards by Scout.com ... earned all-state and first team all-conference in 2010 ... named First Team Post Gazette ... earned First Team Pittsburgh Tribune and named to the Post Gazette West Fabulous 22 Team.

PERSONAL: Undecided on a major ... son of Duane and Colleen Pringle ... born on Sept. 5, 1992 in Allentown, Pa. ... ran the 40-yard dash in 4.95 seconds.

#6 // KENDRICK ROBERTS
WIDE RECEIVER
FRESHMAN // 6-3 // 190
FLINT, MICH. // SOUTHWESTERN ACADEMY



HIGH SCHOOL: Ranked as a three-star recruit by both Rivals.com and Scout.com ... ranked as 29th best overall prospect in the state of Michigan by Rivals.com ... 40 rec, 736 yds, 6 TD's in 2010 ... ranked as 178th best wide receiver prospect by Scout.com ... listed No. 29 on the Detroit Free Press Fab 50 list ... earned Second Team All-Valley Conference as a junior and First Team All-Valley Conference during senior season ... named team MVP as a senior.

PERSONAL: Exercise science major ... son of Jackie and Kenneth Roberts ... born on Dec. 22, 1992 in Flint, Mich.

#41 // CLEVELAND SMITH
LINEBACKER
FRESHMAN // 6-2 // 230
MIAMI, FLA. // NORTH MIAMI BEACH



HIGH SCHOOL: Second Team All-County during senior season ... participated in North/South Dade County All-Star game ... participated in Nike Dade vs. Broward All-Star Game ... four year letter winner in football, also earned two varsity letters in wrestler.

PERSONAL: Business major ... son of Marion Smith ... born on March 7, 1993 in Miami, Fla.

#90 // DAMIAN THOMAS
DEFENSIVE TACKLE
FRESHMAN // 6-1 // 287
PACE, FLA. // PACE



HIGH SCHOOL: Rated a two-star recruit by Rivals.com ... two-time all-state selection ... two-time all-area selection ... racked up 130 tackles, 18.0 sacks, forced four fumbles and recovered two fumbles at Pace.

PERSONAL: Business major ... son of Joseph Thomas and Melissa Boatman ... born on Sept. 21, 1992 in Milton, Fla.

#78 // TRAVIS TURNER
OFFENSIVE LINEMAN
FRESHMAN // 6-5 // 275
MIAMI, FLA. // NORTH MIAMI BEACH



HIGH SCHOOL: Four year starter ... second team All-County during senior season and third team All-County during junior season ... two-star recruit ranking by Rivals.com and Scout.com ... four year letter winner.

PERSONAL: Business major ... son of Diane Brown ... born on Dec. 1, 1991 in Miami, Fla. ... brother of senior offensive lineman Anthony Parker.

#65 // KASIMILI UITALIA
OFFENSIVE LINEMAN
JUNIOR // 6-2 // 300
AMERICAN SAMOA // LOS ANGELES VALLEY



JUNIOR COLLEGE: Played at Los Angeles Valley Junior College ... signed national letter of intent on April 12, 2011.

PERSONAL: Undecided on a major.

#4 // JESSE YORK
WIDE RECEIVER
FRESHMAN // 6-2 // 300
LAUDERDALE LAKES, FLA. // BOYD ANDERSON



HIGH SCHOOL: Rated as a three-star recruit according to ESPN.com and Rivals.com ... ranks as the 91st and 83rd best wide receiver, respectively ... listed as the 23rd best player in Broward County according to the Sun-Sentinel ... amassed 832 yards and 14 TDs on 50 receptions during his sophomore and junior seasons.

PERSONAL: Undecided on a major.





#32 // DAN QUINN
CORNERBACK
SOPHOMORE // 5-9 // 185
GRAND RAPIDS, MICH. // CENTRAL CATHOLIC



2010: Walk-on ... joined team during the spring of 2011.

HIGH SCHOOL: Named All-OK-Red Conference in 2009 ... earned all-state in track in 2007, 2008 and 2009 ... holds school record in 200m (21.9).

PERSONAL: Exercise science major ... son of Boyd and Marie Quinn ... born Nov. 29, 1991 in Grand Rapids, Mich.

#36 // JEREMY RENDA
SAFETY
SOPHOMORE // 5-8 // 180
PORTAGE, MICH. // PORTAGE CENTRAL



2010: Walk-on ... joined team during the spring of 2011.

HIGH SCHOOL: Member of back-to-back Southwest Michigan Athletic Conference football championship teams (2008, 2009) ... three-sport student-athlete, participating in football, baseball and hockey ... member of regional championship football team in 2009 ... named All-SMAC in football as a senior and twice in hockey.

PERSONAL: Business major with a 3.84 GPA ... son of Leo and Teela Renda ... born April 1, 1992 in Portage, Mich.

#12 // ZACH RICKLI
QUARTERBACK
SOPHOMORE // 6-1 // 185
KALAMAZOO, MICH. // LOY NORRIX



2010: Walk-on ... joined team during the spring of 2011.

HIGH SCHOOL: Started three games as a true freshman QB ... received honorable mention for All-Southwest Michigan Athletic Conference as a freshman ... earned all-area in football and track as a junior and senior ... 6,000 career passing yards ... 20 passing TDs, 10 rushing TDs and 500 rushing yards as a senior ... 10.0 career sacks, two career INTs and 105 career tackles.

PERSONAL: Marketing major ... son of Ron and Pam Rickli ... born July 28, 1991 in Kalamazoo, Mich.

#76 // NICK CADWELL
OFFENSIVE LINEMAN



2011 FALL WALK-ON

#38 // CHRIS COLOMBE
KICKER



2011 FALL WALK-ON

#43 // CHASE DANIELS
TIGHT END



2011 FALL WALK-ON

#48 // ANDREW HALDEMAN
KICKER



2011 FALL WALK-ON

#59 // ZACK HOUGLAND
LINEBACKER



2011 FALL WALK-ON

#12 // COLEY McKEOUGH
QUARTERBACK



2011 FALL WALK-ON

#69 // NICK MONOGHAN
LONG SNAPPER



2011 FALL WALK-ON

#32 // R. PAVLIK
PUNTER



2011 FALL WALK-ON

#54 // NICK RENYA
LINEBACKER



2011 FALL WALK-ON

#53 // DEREK SCHULZ
PUNTER



2011 FALL WALK-ON

#88 // JACK STEVENS
WIDE RECEIVER




2011 FALL WALK-ON





BILL CUBIT
HEAD COACH
SEVENTH SEASON

40-33 WMU // 29-18 MAC // 23-10 HOME
2005 MAC COACH OF THE YEAR



Bill Cubit is entering his seventh season at the helm of the Western Michigan University football program in 2011. Prior to the Broncos' appearance in the 2008 Texas Bowl, Coach Cubit agreed to a five-year extension which will keep him in the Brown & Gold through the 2013 season.

Cubit boasts a record of 40-33 with the Broncos and holds a 29-18 mark in the Mid-American Conference. Cubit's win total from 2005-08 is the second most over that span in program history, second only to the 31 wins posted by the Broncos from 1997-2000. Cubit was the offensive coordinator for two of those seasons as well.

The WMU football program has garnered 44 All-MAC selections, 15 Academic All-MAC selections, two Associated Press All-Americans and three ESPN the Magazine Academic All-America selection under the leadership of Coach Cubit.

The Bronco football program made history in 2010, becoming the first MAC team during the conference's existence to play at Notre Dame. WMU ended the season on a great note, winning each of its final three games to close out the campaign bowl eligible for the third time in the last five seasons. The Broncos also accomplished something for the first time at WMU. For the first time in program history and for only the third time in the history of the Mid-American Conference, two wide receivers from the same team were named First Team All-MAC in the same year - Juan Nunez and Jordan White. White also broke the record for receiving yards in a season (1,378) as both he and Nunez reached 1,000 yards receiving in 2010 (Nunez had 1,032).

Western Michigan faced three Big Ten teams in 2009, marking the first time that has taken place in program history. WMU improved to 20-7 at Waldo Stadium (.741). Under Cubit, quarterback Tim Hiller broke or matched every WMU career passing and total offense record.

The 2008 campaign was one to remember as Western Michigan captured nine wins for only the third time in program history and appeared in its fourth postseason bowl game, the second in three years under Cubit, when WMU played Rice in the 2008 Texas Bowl. The Broncos offense ranked 28th in the country with a passing offense that ranked 11th.

Western Michigan went undefeated in home games (6-0) for the 10th time in program history, going a perfect 5-0 at Waldo Stadium and winning a home game at Ford Field against Illinois. It marked the second-straight season the Broncos defeated a Big Ten team and the third straight season with a win over a team from a BCS conference. WMU also broke the single-season record for pass completions (326).

In 2007, the Cubit-led offense had its first 3,000-yard passer since 1999 and saw a running back eclipse the 2,000-yard career rushing mark for only the 11th time in program history. Rated the 10th-toughest schedule among non-BCS schools, Western Michigan took on six bowl-eligible teams, including a pair of teams that finished the year ranked in the top six in the country (West Virginia and Missouri). WMU captured its second win over a BCS school in as many seasons, defeating Iowa, 28-19, in Iowa City.

WMU captured its first bowl bid in 18 years (1988 California Bowl) when the Broncos faced the University of Cincinnati in the inaugural International Bowl on Jan. 6, 2007. The team led the nation in interceptions (22) and ranked sixth in the country in rush defense (71.92 ypg), holding the opposition under 10 net yards rushing four time last year. The program earned eight wins in 2006, marking only the fifth time in its history that feat had been accomplished and the Broncos went undefeated at Waldo Stadium for the first time since 2000.

Five former Broncos have made the step to the next level under Cubit's reign. Jennings was the 52nd overall pick in the 2006 NFL Draft, going to the Green Bay Packers. Nine picks later, Tony Scheffler was selected 61st over all by the Denver Broncos. One season later, Dominic Moran and Ismail were both invited to NFL mini-camps by the New York Jets and New Orleans Saints, respectively. His son, and former Bronco quarterback, Ryan Cubit signed a two-year contract with the Calgary Stampeders of the Canadian Football League in April of 2007. Jennings and Scheffler remain in the NFL and have experienced great success through their first two seasons.

Cubit officially became the 14th coach in program history on Dec. 4, 2004, as the Broncos embarked on their 100th season of varsity football in 2005. Cubit turned the program around in his first season, bringing the first winning campaign to Kalamazoo since 2000. The Broncos' 7-4 overall record and 5-3 conference mark was the second largest one-year turnaround in the nation in 2005 and was the largest one-year turn around in Mid-American Conference history. In doing so, he was named the MAC Coach of the Year and was ranked fourth among Division I-A coaches in the first year with their program.

He brings 31 years of coaching experience, including 16 years as a head coach on the collegiate and high school level and seven years as an offensive coordinator at four NCAA Division I schools having worked the sidelines in five of the nation's premiere conferences (Mid-American, Big East, Big 12, PAC-10 and Southeastern). Cubit returns to Western Michigan where he served as offensive coordinator from 1997-99.

Prior to returning to Kalamazoo in 2004, Cubit served as offensive coordinator and quarterbacks coach at Stanford University. He coached the quarterbacks for two seasons (2003-04) and served as the Stanford offensive coordinator as well in 2004. In 2004, Cubit directed a Cardinal offense that ranked 28th in NCAA passing (247.3 yards per game). Prior to his stint in Palo Alto, Cubit served as offensive coordinator and quarterbacks coach at Rutgers University (2001-02). He also worked as offensive coordinator/quarterbacks coach under Larry Smith at Missouri during the 2000 season.

In his first stint with the Broncos, Cubit oversaw an offense that ranked in the NCAA Top 25 for passing offense, scoring offense and total offense in back-to-back seasons. The Brown & Gold were the nation's 20th-highest scoring team in 1998, averaging 32.7 points per game, and the nation's 23rd-highest scoring squad in 1999, producing 31.1 points per game.

Cubit mentored quarterback Tim Lester, who finished fifth in NCAA career passing yards (11,299) and seventh in career touchdown passes (87). Under Cubit's direction, WMU placed ninth in NCAA passing (310.4 yards per game) in 1998 and 11th in passing offense (311.8 yards per game) in 1999. The Broncos compiled a 22-12-0 record in Cubit's three seasons with the program. Cubit's head coaching experience includes five seasons (1992-96) at Division III Widener University in Philadelphia. He led the Pioneers to a 34-18-1 mark, two Middle American Conference championships and a pair of NCAA Tournament appearances. He was twice named conference coach of the year.

Other collegiate stops for Cubit include two years (1990-91) as running backs coach at the University of Akron, a season (1989) as quarterbacks coach at the University of Florida, three seasons as assistant head coach (1985) and the secondary coach (1983-85) at the University of Central Florida and two years (1975-76) coaching running backs and receivers at Swarthmore College. As a high school coach, Cubit compiled a nine-year record of 79-15-2 at three different programs - Martin County (Fla.), Academy Park (Pa.) and his alma mater, Sharon Hill.

A Sharon Hill, Pa., native, Cubit (56/DOB: 10-14-53) earned a Bachelor of Science degree in business administration from the University of Delaware in 1975. He played quarterback and wide receiver for the Blue Hens (1971-74), earning Associated Press All-America Honorable Mention in 1974. He also set school records for catches in a game (10) and season (47), along with receiving yards in a season (787).

In 1981, he earned a master's degree in education from Saint Joseph's University. Bill and his wife Nancy have three grown children - Stacey, who was married on March 3, 2007, Sheri and Ryan, married on Feb. 9, 2008. He also has two grandchildren. Ryan joined the Bronco staff in 2008 as an offensive graduate assistant and now serves as the Broncos quarterbacks coach.

	Years	Position Held
Western Michigan	2007-present	Head Coach/Offensive Coord.
Western Michigan	2005-06	Head Coach
Stanford	2003-04	Offensive Coord./Quarterbacks
Rutgers	2001-02	Offensive Coord./Quarterbacks
Missouri	2000	Offensive Coord./Quarterbacks
Western Michigan	1997-99	Offensive Coord./Quarterbacks
Widener	1992-96	Head Coach
Akron	1990-91	Running Backs
Florida	1989	Quarterbacks
Central Florida	1983-85	Asst. Head Coach/Secondary
Swarthmore	1975-76	Running Backs/Wide Receivers





COACHING STAFF

DAVE COHEN **Defensive Coordinator/Linebackers Coach** **Long Island-CW Post, 1988**

Dave Cohen joined Western Michigan's staff as the defensive coordinator and linebackers coach in 2010. He spent four seasons as the head coach at Hofstra prior to joining the Broncos.

The Cohen led defense went back to an attack-style defense, ranking 34th in the country in both interceptions (15) and sacks (28.0). The Broncos finished the season third in the MAC in sacks and fourth in tackles for loss as well. WMU had 30 take aways and two of its members were named Third Team All-MAC - Jamail Berry and Paul Hazel. Lewis Toler, despite not earning All-MAC honors, was named Freshman All-America by Rivals.com. Heading into the conference championships and bowl season, WMU ranked sixth in the nation in total take aways (30) and finished the 2010 season ranked 12th.

His four seasons as head coach of the Pride resulted in improved play on both sides of the line of scrimmage. In 2006 the Pride posted their best total defense average since 1996, and ranked in the top half in the conference in rushing defense, pass defense, scoring defense and total defense. In 2007 Hofstra recorded the second-most improved record in the Football Championship Subdivision (FCS), going from 2-9 in 2006 to 7-4. The Pride led the CAA in rushing defense in 2007, allowing just 113.9 yards per game, which ranked as the best average since the 1996 campaign. The Pride also ranked second in total defense, allowing just 312 yards per game. That mark was the second-lowest total since 1996. While the Pride was in the middle of the CAA in total offense, they did improve by an average of 122 yards per game from 2006 to a mark of 388.5 in 2007 season. Hofstra also led the CAA in punt return average (14.7 ypr) thanks mostly to current sophomore Anthony Nelson (20-312-15.6), who led the conference with a 15.6 yards per return mark. For his efforts, Cohen was a finalist for the Eddie Robinson Award, which is presented annually to the top FCS coach in the country.

In 2008, despite having a team that was decimated by injuries, the Pride led the CAA and ranked fourth in the country in pass defense, and was ninth in kickoff returns, 39th in rushing offense and 43rd in total defense in the FCS. Hofstra also posted its best pass defense average in 18 years and its best rushing average in seven seasons.

Cohen came to Hofstra after a four-year stint at the University of Delaware - his second tenure at UD - from 2002 through the 2005 season. During that time his defensive schemes played a large part in Delaware posting a 15-1 record and capturing the NCAA I-AA national title in 2003. Led by All-American defensive end and Oakland Raider draftee Shawn Johnson and current San Francisco 49ers starting safety Mike Adams, the Blue Hens posted the first shutout in I-AA championship game history with a 40-0 win over previously unbeaten Colgate. Delaware's defense, which held all four I-AA playoff opponents to under 10 points to set an NCAA I-AA record, led the Atlantic 10 in rushing defense (114.3 - 17th in I-AA), pass efficiency defense (113.36), and scoring defense (15.4 - 4th in I-AA), and ranked second in total defense (303.0 - 16th in I-AA). For his efforts, Cohen was honored in July 2004 as the NCAA I-AA Defensive Coordinator of the Year by American Football Monthly magazine.

In 2004 Cohen led a Blue Hen defense that ranked among the top 25 in the nation in rushing defense, total defense, and turnover margin as Delaware went 9-4 and advanced to the I-AA quarterfinals. Injuries and youth played a big part in Delaware posting a 6-5 record in 2005 but the Blue Hens finished the season with two road wins. The squad ranked fourth in the Atlantic 10 in rushing defense (119.6) and sacks (30), and sixth in total defense (364.5) and scoring defense (24.0).

Born in Huntington, New York, Cohen was a three-time league champion, all-county and All-Long Island selection at Commack North High School, where he played under Bill Edwards, who is the highly successful, long-time Pride softball coach. A 1988 business management graduate of Long Island University-C.W. Post, Cohen earned his master's degree in education administration from SUNY-Albany in 1990. While at C.W. Post, he was a two-year starter at defensive tackle and earned CoSIDA Academic All-Region honors as a senior.

He began his coaching career as linebackers coach and strength coach at Albany in 1988-89 before moving on to Lafayette College where he served four seasons from 1990 through 1993 as linebackers and defensive line coach.

Cohen joined the University of Delaware staff in May 1994 and served five successful seasons, two as defensive line coach and three as linebackers coach. During his five years at Delaware, he helped lead the Blue Hens to three consecutive NCAA I-AA tournament appearances in 1995, 1996 and 1997, and the 1995 Yankee Conference title. Delaware advanced to the national semifinals with a 12-2 mark in 1997 behind all-conference linebackers Brian Smith, Ralph D'Angelo, and Denis Hulme.

While defensive line coach at UD, his team recorded 38 sacks in 1995. He also coached the punt block team in 1997 and the unit recorded a school record five blocks, returning three for touchdowns.

Following his first stint at Delaware, Cohen moved on to Fordham University where he served three seasons (1999-2001) as defensive coordinator and linebackers coach, including the last two seasons as associate head coach under then Head Coach Dave Clawson. Cohen helped build Fordham from the bottom of the league standings into a Patriot League contender. After going 0-11 in 1999 and 3-8 in 2000, the Rams posted a record of 7-4 in 2001 and placed third in the league standings with a 5-2 mark. The Rams won the league title in 2002.

Cohen (44/DOB: 10-6-66) and his wife, Denise, have two sons, Charlie (11) and Brian (8).

AMP CAMPBELL **Cornerbacks Coach** **Michigan State, 1999**

Former Michigan State cornerback Amp Campbell was officially announced by Western Michigan University as the Broncos' cornerbacks coach on January 22, 2010, and begins his second season with the program in 2011.

Western Michigan had a pair of defensive backs rank in a tie for 15th in the country in interceptions in 2010. Mario Armstrong and Lewis Toler had five apiece, accounting for two-thirds of WMU's interception total. Toler, who was named Freshman All-America by Rivals.com, led the MAC in passes defended with 14, the five interceptions (ranked second in the conference) and nine pass break ups. He also had three fumble recoveries, accounting for eight of WMU's 30 take aways in 2010.

Campbell is no stranger to the state of Michigan as the Sarasota, Fla., native was a standout at Michigan State University in the late 1990's. His playing career was interrupted in 1998 when he suffered a cervic-spinal injury against Oregon just two games into the 1998 campaign. Miraculously, he fought back from his injury to play in 1999, capping his courageous career in the 2000 Citrus Bowl.

Campbell's playing career also intertwined with Western Michigan as he returned an interception 43 yards for a touchdown in the 1997 opener against the Broncos. His first game back from injury, also against Oregon, he recovered a fumble for a touchdown.

Prior to arriving in Kalamazoo, Campbell was an assistant at Lane College in Jackson, Tenn. There he served as the defensive backs coach and assisted with special teams. He recruited the Florida, Tennessee, Ohio and Michigan areas. From 2007-08 he was an assistant at Riverview High School in his hometown.

Campbell resigned from his position of defensive backs coach and recruiting/special teams coordinator at Ferris State in February of 2005 to help take care of his mother who had suffered a stroke. Prior to Big Rapids, Campbell was an assistant at Urbana University in Ohio during from June of 2002 to March of 2004. He also served as an admissions counselor and multicultural student specialist while at Urbana.

Campbell started all but one game as a Spartan from 1996 until his injury in 1998, amassing 104 total tackles, five interceptions, three sacks and 15 TFLs. He also accumulated 30 PBUs with 14 in 1996 and 15 in 1997. Campbell signed with the New Orleans Saints in April of 2000 and remained with the team until July of the same year.

Campbell (35/DOB: 9-4-75) has a daughter, Kiera (15), and a son, Anthony (5). He holds membership in both the American Football Coaches Association (AFCA) and the Black Coaches Association (BCA).





RYAN CUBIT **Quarterbacks Coach** **Western Michigan, 2006**

Ryan Cubit was named the Broncos' quarterbacks coach on January 30, 2009 and added the responsibility of passing game coordinator prior to the 2010 campaign. He served one season as an offensive graduate assistant and worked closely with WMU's corp of quarterbacks and helped the unit experience an unprecedented level of success in 2008.

In a season that where there was a new starting quarterback for the first time since 2007, Alex Carder stepped into the role nicely. The sophomore threw for the third highest total in school history (3,334 yds) and became only the third Bronco signal caller to throw 30 or more TDs in a season. Carder, who was selected Third Team All-MAC, broke the single-season record for completions in a game (43) and total offensive plays (567).

Under Cubit's guidance, the WMU passing offense ranked 16th in the country and led the MAC at 285.75 yards per game.

In 2009, Tim Hiller rewrote the WMU career passing and total offense record book, finishing with 11,329 passing yards, 1,607 attempts, 1,013 completions, 99 TDs, a 63.0 career completion percentage, 11,220 yards of total offense and 1,773 total offensive plays - all new WMU career records. He also became the first Bronco and only the fourth QB in MAC history to throw for 3,000 yards in three-consecutive seasons.

The numbers put up by Hiller are a testament to the Cubit-ran offense and Ryan's emphasis on the techniques needed to be successful in that offense. Hiller posted career numbers in 2008, breaking the single-season record for passing yards (3,725), touchdowns (36) completions (339) and attempts (522). He led the Mid-American Conference in those categories as well as in completion percentage (64.9 percent), which was the third-highest in a season at WMU.

Cubit finished his playing career at WMU tied for the career completion percentage record (60.2) and ranked fifth all-time in career passing yards (4,729). He is also tied for seventh for completions in a game (29 against Northern Illinois in 2006 and Eastern Michigan in 2004) and has the eighth and ninth-best single-season completion percentages, 61.4 in 2006 and 60.2 in 2005.

After earning his bachelors degree in business management in 2006, Cubit began work on his MBA the following Fall semester. While in class, Cubit led the Broncos to their first bowl appearance since 1988, taking WMU to the inaugural International Bowl in Toronto. He racked up 2,138 yards and 16 passing touchdowns during his final playing season with the Broncos.

Cubit signed with the Calgary Stampeders of the Canadian Football League (CFL) after his college career. He joined the WMU staff prior to the 2008 season and worked as an offensive graduate assistant. His time was mainly spent with the Bronco quarterbacks in order to communicate the many nuances of Western Michigan's intricate offensive schemes and game plans during practice sessions and from the coaching booth during games.

Ryan (28/DOB: 10-7-82) married the former Mandy Turowski on Feb. 9, 2008. They have two daughters, Lila and Claire.

LOU ESPOSITO **Recruiting Coordinator/Defensive Line Coach** **Memphis, 2001**

The Western Michigan football program announced the hiring of Lou Esposito as the Broncos' defensive line coach on Feb. 9, 2010. Esposito, who was named the 2009 Great Lakes Valley Conference Coach of the Year, joined WMU after serving as the head coach at Saint Joseph's College (Ind.) for five seasons.

Success followed Esposito to Kalamazoo as the Bronco defense ranked third in sacks and fourth in tackles for loss with most of that production coming from the defensive line. Paul Hazel, a Third Team All-MAC selection, ranked third in the conference in sacks per game and ranked 32nd in the country. Travonte Boles proved he was ready for Division I football as a true freshman, even scoring a touchdown on an interception at Akron.

Esposito, a two-time GLFC Coach of the Year, and his coaching staff captured GLFC championships twice during his tenure, in 2006 and again in 2009. SJC posted a 30-25 record with Esposito at the helm and recorded a 100 percent graduation rate for four-year student-athletes over six years.

He coached 23 All-GLFC student-athletes in 2009 alone, ranking first in both rushing offense and defense. The Pumas also had the top ranked redzone offense in the GLFC, boasting the 2009 GLFC Offensive Player of the Year and an unblemished record in conference play.

A defensive coordinator at SJC as well, Esposito prided himself on the fact that his team ranked first in the conference in turnover margin and sacks in 2009 and ranked 13th in the nation in turnover margin in 2008. In 2007, his defense was ranked 35th in the country and 28th in defensive passing efficiency. Offensively, the Pumas ranked eighth in fewest fumbles lost in 2007.

SJC ranked 14th in total defense in 2006, blocking a program record nine kicks and causing a program record 38 turnovers. Esposito's defense registered 91 tackles for loss in 2006 and ranked fourth in the country in turnover margin. During the 2005 campaign, Esposito's first as head coach, the Pumas recorded their first back-to-back winning seasons in 20 years, set eight single season records and ranked 11th in the country in pass efficiency defense. In his first year on the staff as the defensive coordinator in 2004, Esposito took a defense that had ranked 147th up to 30th in the country in just one season.

A four-year letterwinner on the offensive line at the University of Memphis, Esposito was elected captain during the 1999 and 2000 campaigns. He signed a contract to play with the Memphis Xplorers of the Arena Football League in 2001 and coached of the Xplorers as the offensive/defensive line coach and special teams coordinator from December of 2002 through December of 2003.

Esposito (33/DOB: 9/13/77), an AFCA member since 2003, and his wife Brooke have a son, Louis Joseph Esposito IV, who was born on March 20, 2009. They reside in Kalamazoo.





JOSH GATTIS **Wide Receivers Coach** **Wake Forest, 2006**

Josh Gattis joined the Western Michigan football staff on Jan. 25, 2011 as the program's new wide receivers coach. He was drafted in the fifth round of the 2007 NFL draft by the Jacksonville Jaguars after a stellar playing career as a safety at Wake Forest. Gattis will use his expertise as a defender to prepare the Bronco receivers.

Gattis received honorable mention for Sports Illustrated All-America as a junior and a senior, earning All-ACC honors as a safety both years at Wake Forest. During his career he racked up 12 career interceptions, including a career best five during both the 2005 and 2006 seasons. He started 32 of 47 games played, made a total of 253 tackles, had 17 pass break ups, five fumble recoveries and six forced fumbles as a Demon Deacon. Gattis was also invited to both the 2007 Senior Bowl and East-West Shrine Game.

The Durham, N.C., native spent time with both the Jaguars and the Chicago Bears during his professional playing career (2007-09). After he accepted a position as an offensive graduate assistant in player development at the University of North Carolina. He spent the 2010 season assisting UNC's wide receivers coach Charlie Williams and offensive coordinator John Shoop.

Gattis (27/DOB: 1-15-84) earned his bachelor of arts degree in sociology from Wake Forest University in December of 2006.

JAKE MORELAND **Tight Ends Coach** **Western Michigan, 2000**

Jake Moreland enters his seventh season in command of the WMU tight end corps and his first as the community services coordinator for his alma mater. Moreland, the longest tenured assistant on the coaching staff and who also serves as the assistant to the offensive coordinator, came to the Broncos in Bill Cubit's first season of 2005 and has helped put the program into two postseason bowl games over the last five seasons.

Western Michigan is becoming one of the premier programs for tight ends under this former Bronco. In 2008, Branden Ledbetter finished his career with the most TDs by a tight end in program history (20) and a record three-consecutive seasons with at least six TDs. Moreland reloaded the tight end position with the young talent of Blake Hammond, Clark Mussman and Dallas Walker. Three different tight ends scored six TDs in 2009.

A new tight end emerged as an offensive weapon in 2010 with Walker and Mussman becoming larger parts of the Western Michigan offense and look to continue to increase their roles in 2011.

In 2007, tight ends accounted for 10 of WMU's 23 scoring strikes (43 percent). Led by three-time All-MAC selection Branden Ledbetter, WMU tight ends accounted for nearly 22 percent of the Broncos' aerial scores in 2008 and helped the offensive line block for the program's 15th 1,000-yard rusher. Ledbetter is the only Bronco tight end to have six receiving TDs in a season for three-straight years and is the program's leader for TDs by a tight end (20).

In 2006, Moreland's three biggest contributors, Ledbetter, Schultz and Matt Stevens, accounted for 50 percent of the Broncos' aerial scores. Ledbetter hauled in six alone en route to a Second Team All-Mid-American Conference nod.

Moreland returned to his alma mater as the tight ends coach on Dec. 10, 2004. During his first season back with the Broncos, Moreland had Tony Scheffler, ranked fourth in John Mackey Award voting and a First-Team All-MAC Offense honoree, at his disposal and he came through with 670 yards and nine scoring grabs. The tight end arsenal did not end there for Moreland as Ledbetter also came through in 2005 with a pair of touchdowns on 11 catches.

Scheffler was selected 61st overall in the 2006 NFL Draft by the Denver Broncos. In two seasons, Scheffler has hauled in 67 receptions for 835 yards and nine touchdowns. He grabbed five scoring receptions in 2007, bettering his rookie mark by one.

Moreland served as special teams coordinator and offensive assistant for Saint Joseph's College in 2004. During his tutelage, the Pumas set school records in seven offensive categories. Prior to arriving in Rensselaer, Moreland made his coaching debut at Elmhurst College in 2003. Working with tight ends, Moreland helped Elmhurst set 11 offensive records and record its first winning season in 15 years.

Moreland lettered four seasons with the Broncos (1996-99), and has caught more passes (143) than any other tight end in school history. He ranks second in receiving yards (1,414) and is tied for second in TDs (13) among tight ends. Moreland earned All-MAC Second Team honors and was tabbed WMU's Offensive MVP in 1999. Moreland made the All-MAC First Team in 1998. Moreland went on to a professional career in the National Football League, playing for the New York Jets and Cleveland Browns. He retired in 2002 shortly after signing with the Houston Texans.

A Milwaukee native, Moreland (34/DOB: 1-18-77) earned a bachelor's degree in business administration and marketing from Western Michigan in 2000. Moreland, an avid golf enthusiast away from football, recorded his first hole-in-one with a shot off his nine iron at the 141-yard, par-3 third at Angels Crossing during the Summer of 2006.

Moreland and his wife, the former Anne Sampair, have a daughter named Courtney and reside in Kalamazoo.





RICH NAGY **Safeties Coach** **Trinity, 1987**

Rich Nagy enters his second season as Western Michigan's safeties coach in 2010. He spent one season as the defensive coordinator at Hofstra where the defense ranked 26th in the nation in 2009, and he will serve as the assistant defensive coordinator for the Broncos.

Youth was served in the Bronco secondary in 2010 as seven freshmen, redshirt freshmen or sophomores played for Nagy in the defensive backfield. The standout was Lewis Toler, a redshirt freshman corner who was named Freshman All-America by Rivals.com. Mario Armstrong, a senior safety, tied Toler for the team lead in interceptions (5) and Jamail Berry, a rover/linebacker that converted from a safety, was one of two Broncos with over 90 tackles on the year.

Nagy, a native of Fairfield, Connecticut, came to Hofstra from Murray State University in Kentucky where he served as defensive coordinator and linebackers coach for the Racers from December 2005 through the 2008 season. His Murray defense allowed just 328.4 yards per game last season and linebacker Nate Williams was named to both the Walter Camp and Associated Press All-American first teams, was a finalist for the Buck Buchanan Award, voted All-Ohio Valley Conference's (OVC) first team and selected the OVC Defensive Player of the Year.

Prior to Murray State, Nagy spent five seasons (2001-2005) at CAA-member, Maine as defensive coordinator, linebackers and secondary coach. During his tenure the Black Bears: ranked among the top four teams in defense in four of his five seasons; captured back-to-back Atlantic 10 co-championships and advanced to the NCAA FCS Playoff quarterfinals in both 2001 and 2002; recorded a school record 11 victories in 2002; posted the first two playoff wins in school history; tallied the first victory over a FBS opponent, downing Mississippi State, 9-7, in 2004; and Black Bear players received All-Atlantic 10 honors 21 times. In 2002 Maine led the Atlantic 10 in defense, allowing just 267.6 yards per game and 15.4 points per outing, with both ranking ninth in the country. American Football Monthly named Nagy the FCS Defensive Coordinator of the Year in 2002.

A standout running back at Trinity College in Hartford, Connecticut from 1983 through 1987 and most valuable player in 1986, Nagy began his coaching career as a part-time secondary coach at Trinity following graduation. In 1988 he served as a graduate-assistant coach at Allegheny College in Meadville, Pennsylvania, working with the inside linebackers, before moving on to Union College in Schenectady, New York in 1989 as a graduate-assistant working with the outside linebackers. The Dutchmen of Union advanced to the 1989 Amos Alonzo Stagg Bowl, the Division III Championship Game.

Nagy spent the next two seasons as outside linebackers coach and assisted with the special teams units at the University of Maine. In the spring of 1992 he began five-year tenure at Allegheny as special teams coordinator and linebackers coach, and was promoted to associate head coach in his final year there. During that time the Gators captured three North Coast Athletic Conference titles and made three Division III Playoff appearances.

In February 1997 Nagy moved on to the University of South Dakota as special teams coordinator and secondary coach for one season before coming back east to start a three-year stint at Fordham University in the Bronx, New York. He served as defensive coordinator and secondary coach during the 1998 season, secondary coach and recruiting coordinator in 1999, and recruiting coordinator in 2000 before moving back to Maine in the spring of 2001.

Nagy (46/DOB: 6-21-65), who also played baseball in college, earned a bachelor of science degree in political science from Trinity College in 1987. Nagy and his wife, Erika, have two daughters, Jordan, 15, and Erin, 8.

A.J. RICKER **Offensive Line Coach** **Missouri, 2004**

WMU announced the return of A.J. Ricker to the WMU football coaching staff on Jan. 12, 2011. Ricker, who served as a graduate assistant in 2006 and 2007, and as an offensive assistant in 2008, rejoined the Broncos as the program's offensive line coach.

Prior to rejoining Western Michigan's football program, Ricker served one season as the head coach at St. Joseph's College in Rensselaer, Ind. Ricker served as the Pumas' offensive line coach in 2009, under WMU's current defensive line coach Lou Esposito, in 2009. In one season, the offensive line averaged 179.5 rushing yards and only allowed two sacks per game. Ricker earned the mantle of Great Lakes Football Conference Assistant Coach of the Year in 2009 for his SJC offensive scheme efforts.

During his previous tenure at WMU Ricker was hands on with the offensive line, providing support former offensive line coaches Bob Stanley and Mike Sullivan. The Bronco offensive line produced a 1,000-yard running back and ranked 14th in the nation in sacks allowed in 2006 and blocked for another 1,000-yard back again in 2008. It also produced a two-time Rimington Trophy candidate in Robbie Krutilla, who was an Outland Trophy candidate in 2007, and a pair of All-Mid-American Conference selections in Krutilla and James Blair. Blair was selected to participate in the 2008 Hula Bowl All-Star Classic and the Texas vs. the Nation Challenge.

Ricker completed a stellar collegiate career at the University of Missouri, where he earned a degree in agriculture, in 2003 as the center for the Tigers. He holds the school record for consecutive starts with 47, starting 11 games in 2000 and 2001, 12 games in 2002 and a career-high 13 contests in 2003.

The Klein, Texas, native was named First-Team All-Big 12 by the coaches and the Dallas Morning News in 2003, while also receiving Second-Team All-Big 12 honors from the Associated Press.

Ricker was named Second-Team All-Big 12 by the coaches and received honorable mention for All-Big 12 from the AP in 2002. He was also named First-Team Academic All-Big 12 during his junior campaign. His sophomore season was highlighted by being named Third-Team All-Big 12 by the coaches, receiving honorable mention for All-Big 12 from the AP and garnering Second-Team Academic All-Big 12 honors in 2001.

He signed a free-agent contract with the Chicago Bears in 2004 and was allocated to the Rhein Fire in 2005 of NFL Europe where he was named the offensive team captain prior to the season opener.

Ricker (31/DOB: 3-29-80) spent the 2006 season, and part of the 2007 campaign, as a member of the Tampa Bay Storm of the Arena Football League. He saw action in 16 games, starting 10 in 2006. He made seven tackles, playing both offense and defense, and recovered four fumbles.

He and his wife, Lauren, reside in Kalamazoo.





COACHING STAFF

MIKE SABOCK

Special Teams Coordinator/Running Backs Coach Baldwin-Wallace, 1977

Mike Sabock continues his career in the Mid-American Conference in his fourth season as the running backs and special teams coach at Western Michigan in 2010.

The Bronco running game entered 2010 with one experienced ball carrier and finished the year with five able backs ready to carry the load. Tevin Drake burst onto the scene against Ball State and finished his year with back-to-back 100-yard games. Brian Fields also recorded 100-yard games in back-to-back weeks. With Aaron Winchester entering his senior season, Antoin Scriven returning from injury and Dareyon Chance with another year under his belt, the Bronco offense has multiple weapons in its ground attack.

On special teams John Potter, a Third Team All-MAC selection, and Ben Armer continued their strong careers with Potter breaking both the single season and career records for consecutive PATs made.

The Bronco offense produced its first back-to-back 1,000-yard running back since Robert Sanford accomplished the feat in 1999-2000 when Brandon West finished with 1,164 yards in 2009.

West, also the Broncos return specialist, set the Mid-American Conference and NCAA Division I FBS records for career all-purpose yards (7,764) and career kick return yards (3,118). He also ranks second in the MAC and NCAA Division I FBS in career kick returns (127). Under Sabock's tutelage, Ben Armer became the first punter to receive All-MAC accolades since Adam Anderson in 2003-04.

Sabock helped WMU achieve the 15th 1,000-yard running back in program history as West rushed for 1,026 yards in 2008. West also became the Broncos career record holder in kick returns, kick return yards and all-purpose yards during his junior campaign.

Prior to joining the Broncos, Sabock spent 24 seasons on the staff at Northern Illinois, the longest tenure of any football assistant coach in NIU's major college history.

Sabock was the Huskies' recruiting coordinator since Joe Novak took over as head coach in 1996. He became the defensive ends coach the next season and spent 11 seasons in that role. He also coached the Northern Illinois kickers and punters.

On the field, Sabock worked with some of NIU's best. Northern Illinois had a defensive end earn first team All-MAC honors in four of the last five seasons. In 2006, Larry English added his name to that list that includes Travis Moore (2002 and 2004), and Vinson Reynolds (2003). In his work with the Northern Illinois special teams, Sabock saw NIU players collect four-straight MAC Special Teams Player of the Year awards from 2000-03, including all-time scoring leader, kicker Steve Azar in 2001 and 2003.

He also worked with the Huskie defensive backs (1984-86 and 1995), outside linebackers (1987-94) and tight ends (1996). During his time at NIU, Sabock was on the staffs of four different head coaches, beginning with Lee Corso (1984) and continuing during the regimes of Jerry Pettibone (1985-90) and Charlie Sadler (1991-95).

Sabock came to Northern Illinois from Penn State, where he served as a graduate assistant coach for the Nittany Lions and legendary coach Joe Paterno in 1983, when PSU finished 7-4-1 with a trip to the Aloha Bowl. He made a pair of prep coaching stops in Ohio prior to that assignment, serving three seasons as the defensive coordinator at Austintown Fitch High School and three seasons at Alliance High School.

A two-time All-Ohio Athletic Conference pick at Baldwin-Wallace College, Sabock started as a defensive back on the Yellow Jacket unit that ranked as high as No. 2 in NCAA Division III in 1976. Prior to that, he played both quarterback and defensive back at State College Area High School on unbeaten squads as a junior (9-0) and as a senior (10-0). In addition to his four football letters, Sabock was a four-year letterwinner as a pole vaulter on the track team.

He graduated from BWC in 1977 with a bachelor's degree in health and physical education and earned a master's degree in athletic administration from Kent State in 1981.

Sabock, born in Lanstul, Germany, (56/DOB: 8-21-55) is the co-author of a book "Coaching - A Realistic Perspective," now in its ninth edition. He and his wife, the former Sandy Spencer, have two grown sons, Kevin and Dan. Kevin is a junior at Northern Illinois and serves as a student coach as he serves out his medical scholarship. Dan is a player development coach at Rutgers. Sandy is in her second term on the board of the American Football Coaches Wives Association.

TIM KNOX

Director of Football Operations Hiram, 1997

Tim Knox is entering his 15th season with the Western Michigan football program in 2011, by far the longest tenured member of the football staff. He has served many roles with the Broncos, beginning with his three seasons (1997-99) as a graduate assistant.

Knox moved into his current role as the director of football operations in 2000 and served in that capacity for three seasons before filling a need for the program as running backs coach in 2004. He circled back to his position of director of football operations beginning with the 2005 campaign.

In 2005, Knox resumed his duties as the director of football operations. In this role he handles every logistical facet of team travel during the season and during the Broncos' recruiting periods. He handles all aspects of the program's summer football camps during the off-season and his work with NFL scouts and high school coaches is a large piece of the Broncos' success in both areas during his time with the University. Five former Broncos have been drafted during Knox's time with the Brown & Gold - Louis Delmas and EJ Biggers (2009), Greg Jennings and Tony Scheffler (2006) and Jason Babin (2004), WMU's only first round selection.

A 1997 graduate of Hiram College, Knox holds the distinct honor of being the only member of the WMU football staff to have witnessed two of the program's three nine-win seasons and both of Western Michigan's MAC West Division crowns in 1999 and 2000. He has also been a member of coaching staffs that have defeated Illinois, Virginia and Iowa (twice).

Knox lettered four years at cornerback for the Terriers, earning All-Ohio Athletic Conference Second Team honors in 1995 and 1996 and honorable mention accolades in 1994. He was also a two-time OAC All-Academic selection in 1995 and 1996.

As a Terrier he also lettered as a member of the baseball team in 1996 and 1997 and acted as a student assistant coach with the men's basketball program for three seasons.

A native of Bainbridge Township, Ohio, Knox is a 1993 graduate of Kenston High School. Knox lettered a combined eight times in football, basketball and baseball. Knox (36/DOB: 4-29-75) earned a bachelor's degree in history at Hiram and a master's in sports administration from WMU in 1999. Knox began teaching an undergraduate class in the Health, Physical Education and Recreation department during the 2007 fall semester. The class is Football 1350 and equipped future physical education teachers with the ability to relay the techniques of the game to their students. He continues to proctor the class to this day.

Tim, the youngest of three brothers and the proud uncle of seven nieces and nephews, resides in Kalamazoo. One of his nieces, Maura, appeared in a national ad campaign for Nestle Tollhouse Cookies in 2007.

Tim's father, Al, will enter his 46th year of teaching in Northeast, Ohio, when the 2011-12 school year gets under way. He has taught students that have gone onto great professional careers, namely movie star Hale Berry (Bedford HS) and LeBron James (St. Vincent-St. Mary HS) of the Miami Heat.





COACHING STAFF

STEVE CASULA **Offensive Graduate Assistant** **Delaware, 2009**

Steve Casula joined the Western Michigan football staff as the offensive graduate assistant in January of 2010 after completing his undergraduate work at the University of Delaware in December of 2009. Casula takes over as the program's offensive graduate assistant and will work with the offensive staff on practice and game preparation.

The Wilmington, Del., native was a student assistant for the Blue Hens for two seasons under head coach K.C. Keeler where he worked primarily with the offensive line. Casula also worked as an assistant at a pair of high schools to begin his career. He was an assistant at Kennett High School during the 2007 season and an assistant at Delcastle during the 2006 campaign.

RICHARD REICHERT **Defensive Graduate Assistant** **American International, 2010**

Richard Reichert was named the defensive graduate assistant for the WMU football program in the winter of 2011. Reichert will assist the defensive coaching staff via game prep and film break down.

Reichert joins the Broncos after spending the 2010 season at Rutgers in a player development role. Reichert worked with DV Sport and organized weekly scouting reports, much like he will for the Broncos.

The South Huntington, N.Y., native was a two sport athlete while at American International College in Springfield, Mass. Reichert was a two-year starter as linebacker and a four-year starter, three-year captain, on AIC's lacrosse team.

MIKE McCARTHY **Video Coordinator** **Widener, 2007**

Mike McCarthy joined the Western Michigan football program as the video coordinator in August of 2010. He handles all video-related duties for the Bronco football program, including practice footage cut ups and serving as the team's liaison to all opponents in terms of video sharing.

McCarthy will manage a staff of student assistants will fill highlight requests as needed. He will work with the DV Sports systems in order perform the aforementioned duties while also utilizing to prepare the coaching staff's presentations to the team.

McCarthy joins the Broncos after serving as a video, coaching and scouting intern with the New York Jets. He prepared meetings and coaching presentations on Huddle and XOS, while also capturing and pulled cut ups of practice.

Prior to working in the NFL, McCarthy served as the football video assistant at Rutgers from 2007-10. He also coached at his alma mater during the 2006 season, serving as the junior varsity outside linebacker coach at Widener. McCarthy also coached at the College of New Jersey in 2009, serving as the offensive line coach.

McCarthy is a 2007 graduate of Widener University where he served as the team's linebacker and long snapper. He earned a bachelors of science in business administration with a concentration in sports management. McCarthy is also a member of the American Football Coaches Association.

NATE PEOPLES **Strength & Conditioning Coach** **Mississippi State, 1997**

Nate Peoples begins his fifth season with the Bronco Football support staff. In 2008 Peoples was one of four to be named finalist for NCAA Division I (FBS) Strength & Coach of the Year by FootballScoop.com.

Peoples spent three years (2002-05) as the top assistant strength coach at Stanford University, working extensively with the Cardinal football team. He also served two seasons (2000-02) at the University of Central Florida in the capacity of assistant strength coach.

A Tampa native, Peoples earned three letters (1995-97) at inside linebacker at Mississippi State University. He received a bachelor's degree in fitness management from MSU in 1997 and added a master's in sports administration in 1999. During that time, Peoples worked as a graduate assistant.

KYLE BLECHA **Director of Medical Services** **Fresno State, 1993**

Kyle Blecha became head athletic trainer of the Bronco Football program in July of 2000.

Prior to arriving at WMU, he served over three years as head athletic trainer at Lincoln University in Jefferson City, Mo. He is a certified member of the National Athletic Trainers' Association.

As an undergraduate, Blecha was an athletic training student with the Fresno State Bulldogs, completing a bachelor's degree in physical education-athletic training in 1993.

KENICO HINES **Football Equipment Manager**

Kenico Hines begins his seventh season as equipment manager.

Hines arrived in Kalamazoo via the Chicago Bears, where he served as assistant equipment manager (2003-04). Hines also spent two seasons (2001-02) as equipment assistant with the New York Jets. Hines' other NFL experience includes seasonal and training camp internships with the Bears and a training camp internship with the Dallas Cowboys.

Hines was the head equipment manager for the Arkansas Twisters of the Arena2 Football League in 2000. In addition, he spent two years as an assistant equipment manager at Indiana State University and five years as a student assistant.





DENNIS CORBIN
Associate AD of Medical Services
Central Michigan, 1976

Associate Athletic Director for Medical/Support Services Dennis Corbin is entering his 29th year at Western Michigan.

A 1976 graduate of Central Michigan, Corbin earned a degree in athletic training/physical education before completing his master's degree at the University of Arizona in the same field three years later.

After spending three years as an assistant athletic trainer at Bowling Green, Corbin arrived at WMU. He currently supervises the athletic training and strength and conditioning staffs while overseeing student-athlete conduct, drug testing, and welfare issues.

ROBIN HOOK
Assistant AD of Broadcast Media & Corporate Sales
"Voice of the Broncos"

The Voice of Bronco Athletics since 1984, Robin Hook handles play-by-play duties for football, along with men's and women's basketball and hockey.

Hook joined the WMU Athletic Department in April of 1995 and was promoted to assistant athletic director for broadcast services in 1998. Hook has expanded WMU's radio coverage with the creation of the Bronco Radio Network and added numerous corporate sponsors.

Prior to arriving at WMU, Hook was an on-air radio personality for 15 years, mostly with WKMI-AM in Kalamazoo.

As a part of his administrative duties for WMU Athletics, Hook handles all sponsorship relationships as well as working hand-in-hand with the stations that comprise the Bronco Radio Network.

MAT KANAN
DIRECTOR OF MEDIA RELATIONS/FOOTBALL SID
Ohio, 1997

Mat Kanan enters his seventh season with Western Michigan and his fifth year as the director of media relations in 2011-12. He serves as the media contact for Western Michigan football, softball and golf.

Kanan joined the athletic media relations staff in September of 2005 after spending two years with the athletic communications staff at the University of Pennsylvania where he served as the contact for football, baseball and women's basketball.

Kanan has been an active member of the College Sports Information Directors of America since 2003.

After graduating from Ohio University from the E.W. Scripps School of Journalism in 1997, Kanan, a native of Fremont, Ohio, worked for five years in corporate marketing before entering the sports information field as an intern at Capital University, a Division III institution in Columbus, Ohio.

Kanan earned his masters in sports management at Western Michigan.

MONTY PORTER
Associate AD of Business Operations
Iowa, 1989

Monty Porter oversees the operating budgets, finances and human resources activities for WMU's athletic program. In addition, he serves as supervising athletic director for football, hockey, gymnastics, golf, men's soccer, women's soccer, ticket office operations and equipment operations.

Porter celebrates his 11th anniversary as color radio analyst for football in 2007.

Porter came to WMU in November of 1995 after spending four seasons at Lamar, where he served as Assistant A.D. for Business Affairs.

The Coralville, Iowa, native was also an administrative assistant at Iowa, earning bachelor's and master's degrees with an athletic administration emphasis. While a student at Iowa, Porter worked with the Hawkeye football team.

JEFF STONE
Associate AD of Academic & Compliance Services
Alma, 1982

Jeff Stone assumed the position of Associate Athletic Director for Academic Services and Compliance in April of 1998.

He manages and monitors the academic progress of all WMU student-athletes. Stone also supervises the compliance area within the department. Additionally, he oversees the Bronco baseball, softball and track programs.

A native of Midland, Michigan, Stone joined the athletics staff in August of 1987 as WMU's first director of academic support. He received his bachelor's degree (English and Education) in 1982 from Alma College and a master's degree (College Student Personnel) from Bowling Green State University in 1986.



2010 GAME-BY-GAME STATISTICS



Game	Score	First Downs	Rushing No-Yds-TD	Passing C-A-I-Yds-TD	Tot. Off. Play-Yds	Fumbles-Lost	Penalties-Yds	Third Downs	Possession Time
at MSU	38	19	37-297-4	13-22-0-186-1	59-483	2-2	11-69	3-11	26:05
WMU	14	16	32-85-0	30-53-1-238-2	85-323	2-2	5-25	8-23	33:55
Nicholls	14	9	28-112-1	12-22-0-129-1	50-241	3-2	8-76	2-12	26:05
WMU	49	25	43-129-2	27-36-1-355-5	79-484	2-0	8-51	10-18	33:55
Toledo	24	11	40-95-1	11-19-2-173-2	59-268	0-0	8-72	6-15	27:30
WMU	37	24	26-13-2	43-64-4-403-1	90-416	2-2	8-80	8-20	32:30
Idaho	13	21	33-97-0	30-50-2-380-3	83-477	2-2	8-69	12-22	30:43
WMU	33	10	30-80-0	14-35-1-104-1	65-184	2-2	8-95	5-18	25:22
at BSU	16	18	38-239-1	10-24-2-109-1	62-348	4-3	3-25	3-12	26:54
WMU	45	21	45-209-4	18-30-0-271-1	75-480	1-0	5-50	7-18	33:06
at ND	44	17	34-149-2	20-30-1-299-4	64-448	2-0	9-80	5-13	30:35
WMU	20	16	26-37-2	28-43-2-277-0	69-314	3-2	2-23	2-14	29:25
at Akron	10	14	41-154-0	12-24-1-120-0	65-274	2-2	2-25	4-16	31:28
WMU	56	22	35-137-1	18-27-0-382-5	62-519	1-1	5-50	5-12	28:18
NIU	21	25	43-210-2	18-30-1-214-2	73-424	0-0	8-72	10-15	34:23
WMU	28	23	21-44-0	31-53-2-360-3	74-404	1-0	8-70	8-15	25:37
at CMU	22	25	34-73-1	23-36-1-300-2	70-373	5-1	7-50	3-12	30:31
WMU	26	25	37-158-0	27-44-0-272-3	81-430	5-4	10-94	8-15	29:29
EMU	30	25	56-277-1	13-24-2-214-3	80-491	1-1	6-48	10-19	39:37
WMU	45	23	27-169-2	17-21-0-349-4	48-518	2-2	4-60	4-7	20:23
KSU	3	21	42-182-0	26-40-2-249-0	82-431	1-1	11-104	7-19	35:39
WMU	38	23	32-259-4	22-33-1-167-1	65-426	0-0	4-29	2-9	24:21
at BGSU	7	22	35-114-0	19-32-1-282-1	67-396	1-1	3-30	2-13	33:20
WMU	41	21	31-191-1	23-36-0-251-4	67-442	1-0	2-10	6-14	26:40

RUSHING	Cannon	Chance	Drake	Fields	Scriven	Winchester
at MSU	DNP	1-5-0	DNP	—	4-12-0	15-30-0
Nicholls	1-5-0	13-46-1	DNP	7-42-0	2-9-1	12-40-0
Toledo	DNP	—	DNP	2-2-0	1-1-1	7-17-0
Idaho	DNP	DNP	DNP	1-2-0	5-16-0	12-47-0
at BSU	DNP	9-53-0	8-63-0	5-6-0	2-1-0	7-12-0
at ND	DNP	DNP	4-8-0	2-1-0	DNP	8-17-0
at Akron	DNP	9-24-0	5-69-1	—	DNP	8-38-0
NIU	DNP	—	DNP	1-3-0	DNP	9-24-0
at CMU	DNP	1-6-0	DNP	13-71-0	DNP	13-39-0
EMU	DNP	1-14-0	5-63-0	11-107-2	DNP	—
KSU	DNP	5-31-1	8-102-2	13-132-1	DNP	DNP
at BGSU	DNP	3-9-0	10-127-1	1-0-0	DNP	1-7-0

PASSING	Carder	VanTubbergen
at MSU	27-49-1-220-2	3-4-0-18-0
Nicholls	24-33-1-298-5	3-3-0-57-0
Toledo	43-64-4-403-1	DNP
Idaho	14-33-1-104-1	0-1-0-0-0
at BSU	17-29-0-265-1	1-1-0-6-0
at ND	28-43-2-277-0	DNP
at Akron	17-24-0-372-5	1-2-0-10-0
NIU	31-53-2-360-3	DNP
at CMU	27-44-0-272-3	DNP
EMU	17-21-0-349-4	DNP
KSU	21-32-1-163-1	1-1-0-4-0
at BGSU	23-33-0-251-4	0-1-0-0-0

RECEIVING	Arnheim	Hammond	Mussman	Ponder	Walker	Wallace	White
at MSU	2-6-0	4-61-1	—	—	1-6-0	—	8-82-0
Nicholls	1-4-0	2-19-1	1-10-0	5-47-1	3-20-1	1-41-0	6-130-2
Toledo	3-28-0	DNP	1-19-0	11-66-0	—	—	13-170-1
Idaho	—	—	—	1-7-1	—	—	6-57-0
at BSU	2-35-0	—	2-37-0	—	—	—	4-96-0
at ND	5-52-0	1-20-0	—	1-13-0	2-18-0	—	5-55-0
at Akron	—	—	—	1-4-0	—	—	8-168-2
NIU	6-81-1	—	—	5-47-0	—	—	14-180-1
at CMU	1-8-0	—	—	1-7-0	2-7-0	—	8-119-2
EMU	1-12-0	DNP	1-23-0	1-1-0	—	—	7-134-1
KSU	2-9-0	DNP	—	—	—	—	8-77-1
at BGSU	—	2-13-1	2-9-0	2-13-0	1-7-1	—	7-110-0





2010 GAME-BY-GAME STARTERS – OFFENSE

	WR(X)	WR(T)	LT	LG	C	RG	RT	TE	QB	RB	WR(Z)	RB/WR/TE
MSU	Nunez	Blair	Parker	Swanson	Mitchell	Clemens	D. O'Neill	Hammond	Carder	Winchester		J. O'Neill
NSU	Nunez	White	Parker	Swanson	Mitchell	Clemens	D. O'Neill	Hammond	Carder	Winchester		J. O'Neill
UT	Nunez	White	Parker	Swanson	Mitchell	Jaeger	D. O'Neill		Carder	Winchester	Arnheim	Scriven
IDAHO	Nunez	White	Davisson	Swanson	Galeher	Clemens	D. O'Neill		Carder	Winchester	Arnheim	Scriven
BSU	Nunez	White	Davisson	Jaeger	Mitchell	Clemens	Swanson	Hammond	Carder	Winchester	Arnheim	
ND		Arnheim	Parker	Jaeger	Mitchell	Swanson	Davisson	Hammond	Carder	Winchester	White	Walker
AKRON	Nunez	Arnheim	Parker	Swanson	Mitchell	Clemens	D. O'Neill		Carder	Chance	White	Ponder
NIU	Nunez	Arnheim	Parker	Swanson	Mitchell	Clemens	D. O'Neill	Hammond	Carder	Winchester	White	
CMU	Nunez	Arnheim	Parker	Swanson	Mitchell	Clemens	D. O'Neill	Hammond	Carder	Chance	White	
EMU	Nunez	Arnheim	Parker	Swanson	Mitchell	Clemens	D. O'Neill		Carder	Drake	Ponder	
KSU	Nunez	Arnheim	Parker	Swanson	Mitchell	Clemens	D. O'Neill		Carder	Drake	White	Chance
BGSU	Nunez	Arnheim	Parker	Swanson	Galeher	Clemens	D. O'Neill	Mussman	Carder	Drake	White	

2010 GAME-BY-GAME STARTERS – DEFENSE

	LDE	DT	DT	RDE	WLB	MLB	ROVER	FCB	FS	SS	RCB	NICKEL	DB
MSU	Legrier	Boles	Nowak	Hazel	Jones	Zajac	Berry	Toler	Wiggins	Armstrong	D. Smith		
NSU	Legrier	Rice	Nowak	Hazel	Jones	Zajac	Price	Toler	Wiggins	Armstrong	D. Smith		
UT	Bishop	Boles	Nowak	Hazel	Jones	Zajac	Berry	Toler	Wiggins	Armstrong	D. Smith		
IDAHO	Legrier	Boles	Nowak	Hazel	Jones	Zajac	Berry	Toler	Wiggins	Armstrong	D. Smith		
BSU	Legrier	Boles	Nowak	Hazel	Jones	Zajac	Berry	Toler	Pettway	Armstrong	Buxton		
ND	Bishop	Boles	Nowak	Hazel	Prom	Zajac	Berry	Toler	Pettway	Armstrong	Buxton		
AKRON	Bishop	Boles	Nowak	Hazel	Jones	Zajac	Berry	Toler	Wiggins	Armstrong	D. Smith		
NIU	Bishop	Boles	Nowak	Hazel	Jones	Zajac	Berry	Toler	Wiggins	Armstrong	D. Smith		
CMU	Bishop	Boles	Nowak	Hazel	Jones	Zajac	Berry	Toler	Wiggins	Armstrong	Buxton		
EMU	Bishop	Boles	Nowak	Legrier	Prom	Zajac	Wiggins	Toler	Pettway	Armstrong	Buxton		
KSU	Bishop	Boles	Nowak	Legrier	Berry	Zajac	Dixon	Toler	Pettway	Armstrong	Williams		
BGSU	Legrier	Boles	Nowak	Hazel	Berry	Zajac	Dixon	Toler	Pettway	Armstrong	Buxton		

CAREER STARTS

Arnheim	(21)	Parker	(35)
Bishop	(15)	Peiffer	(6)
Boles	(12)	Pettway	(5)
Buxton	(5)	Ponder	(8)
Carder	(12)	Prom	(5)
Chance	(3)	Ravenell	(6)
Davisson	(3)	Scriven	(2)
Dixon	(3)	Toler	(12)
Drake	(3)	Walker	(1)
Dreher	(2)	White	(19)
Galeher	(4)	Wiggins	(17)
Hammond	(9)	Williams	(1)
Hazel	(12)	Winchester	(10)
Legrier	(16)	Zajac	(23)
Nowak	(19)		
O'Neill	(10)		





DRIVES // REDZONE // TIME OF POSSESSION

SCORING DRIVE ANALYSIS

	Minus	0-9	10-19	20-29	30-39	40-49	50-59	60-69	70-79	80-89	90-99
WMU TD	–	–	3	3	2	2	7	9	11	8	3
WMU FG	–	1	1	–	2	3	1	–	2	–	–
Opponent TD	–	1	–	–	6	2	2	2	7	11	2
Opponent FG	–	2	1	1	–	1	2	2	2	–	–

RED ZONE ANALYSIS

	WMU				Opponent			
	Inside	Scores	TD/FG	Pct.	Inside	Scores	TD/FG	Pct.
at MSU	4	2	2/0	.500	5	5	4/1	1.000
Nicholls	6	6	6/0	1.000	3	1	1/0	.333
Toledo	4	4	3/1	1.000	3	3	2/1	1.000
Idaho	4	3	1/2	.750	3	3	1/2	1.000
at BSU	7	5	4/1	.714	3	2	1/1	.667
at ND	4	4	2/2	1.000	3	3	2/1	1.000
at Akron	3	2	2/0	.667	1	0	0/0	.000
NIU	4	1	1/0	.200	4	3	3/0	.750
at CMU	4	2	2/0	.500	5	5	3/2	1.000
EMU	4	3	3/0	.750	1	1	0/1	1.000
KSU	6	5	5/0	.833	4	1	0/1	.200
at BGSU	4	4	3/1	1.000	3	1	1/0	.250

TIME OF POSSESSION

	Score	Overall	1st Qtr	2nd Qtr	3rd Qtr	4th Qtr	OT
at MSU	L, 14-38	33:55	11:05	7:38	6:59	8:13	–
Nicholls	W, 49-14	33:55	7:47	8:09	8:40	9:19	–
Toledo	L, 24-37	32:30	8:58	8:09	5:59	9:24	–
Idaho	L, 13-33	25:22	3:27	5:38	10:54	5:23	–
at BSU	W, 45-16	33:06	11:09	8:30	5:28	7:59	–
at ND	L, 20-44	29:25	8:46	9:37	7:41	3:21	–
at Akron	W, 56-10	28:18	7:15	4:46	7:25	8:52	–
NIU	L, 21-28	25:37	6:42	4:29	5:34	8:52	–
at CMU	L, 22-26	29:29	6:55	7:33	6:59	8:02	–
EMU	W, 45-30	20:23	5:42	4:17	6:12	4:12	–
KSU	W, 38-3	24:21	3:23	6:39	6:19	8:00	–
at BGSU	W, 41-7	26:40	9:36	8:00	4:22	4:42	–





2010 LONGEST PLAYS

30+ YARDS

Yards	Type	Player(s)	Opponent
91*	KR	WALLACE, Dervon	Akron
74*	Pass	WHITE, Jordan from CARDER, Alex	Nicholls State
74	Rush	FIELDS, Brian	Kent State
74	Rush	DRAKE, Tevin	Kent State
66*	Pass	NUNEZ, Juan from CARDER, Alex	Eastern Michigan
59*	Pass	NUNEZ, Juan from CARDER, Alex	Akron
59	Pass	NUNEZ, Juan from CARDER, Alex	Akron
57*	Rush	DRAKE, Tevin	Akron
55	Rush	DRAKE, Tevin	Bowling Green
55*	Pass	WHITE, Jordan from CARDER, Alex	Central Michigan
49	Pass	DRAKE, Tevin from CARDER, Alex	Eastern Michigan
49	Pass	NUNEZ, Juan from CARDER, Alex	Notre Dame
47*	Rush	FIELDS, Brian	Eastern Michigan
44	Pass	WHITE, Jordan from CARDER, Alex	Ball State
43	Pass	WHITE, Jordan from CARDER, Alex	Ball State
42	KR	FIELDS, Brian	Northern Illinois
41	Pass	WALLACE, Dervon from VANTUBBERGEN, Tyler	Nicholls State
41	Rush	CHANCE, Dareyon	Ball State
36	KR	FIELDS, Brian	Notre Dame
36*	Pass	NUNEZ, Juan from CARDER, Alex	Akron
35*	Rush	DRAKE, Tevin	Bowling Green
35	Pass	WHITE, Jordan from CARDER, Alex	Akron
35	KR	WALLACE, Dervon	Eastern Michigan
34*	Pass	WHITE, Jordan from CARDER, Alex	Akron
34*	Pass	NUNEZ, Juan from CARDER, Alex	Bowling Green
33*	Pass	WHITE, Jordan from CARDER, Alex	Eastern Michigan
33	Pass	WHITE, Jordan from CARDER, Alex	Northern Illinois
32*	Pass	NUNEZ, Juan from CARDER, Alex	Ball State
32	Pass	WHITE, Jordan from CARDER, Alex	Northern Illinois
32	INT	ARMSTRONG, Mario	Bowling Green
31	KR	PONDER, Ansel	Toledo
31	KR	WALLACE, Dervon	Eastern Michigan
30	INT	BUXTON, Raheam	Idaho

* touchdown scored on play

LONG PLAYS BY TYPE

	No.	TD
Rushing	14	4
Passing	43	12
Punt returns	1	0
Kick returns	24	1
Interceptions	3	1
Fumble returns	0	0
Other	0	0
TOTAL	85	18

20-YARD PLUS BY PLAYER

Player	No.	TD	R	P	KR	PR	IR	FR
WHITE, Jordan	24	5	0	23	0	1	0	0
NUNEZ, Juan	11	6	0	11	0	0	0	0
FIELDS, Brian	10	1	4	0	6	0	0	0
WALLACE, Dervon	9	1	0	1	8	0	0	0
PONDER, Ansel	7	0	0	0	7	0	0	0
DRAKE, Tevin	6	2	5	1	0	0	0	0
CARDER, Alex	3	1	3	0	0	0	0	0
HAMMOND, Blake	3	0	0	3	0	0	0	0
CHANCE, Dareyon	3	0	2	0	1	0	0	0
MUSSMAN, Clark	2	0	0	2	0	0	0	0
WINCHESTER, Aaron	2	0	0	0	2	0	0	0
TOLER, Lewis	1	1	0	0	0	0	1	0
ARNHEIM, Robert	1	1	0	1	0	0	0	0
BUXTON, Raheam	1	0	0	0	0	0	1	0
SMITH, Trey	1	0	0	1	0	0	0	0
ARMSTRONG, Mario	1	0	0	0	0	0	1	0
TOTAL	85	18	14	43	24	1	3	0

LONG PLAYS BY NUMBER

	No.	TD
100+	0	0
90-99	1	1
80-89	0	0
70-79	3	1
60-69	1	1
50-59	5	3
40-49	8	1
30-39	15	6
20-29	52	5

LONGEST PLAYS OF 2010

Rushing

74	FIELDS, Brian vs Kent State (11/20/2010)
74	DRAKE, Tevin vs Kent State (11/20/2010)

Rushing Touchdown

57	DRAKE, Tevin vs Akron (10/23/2010)
----	------------------------------------

Passing

74	WHITE, Jordan from CARDER, Alex vs Nicholls State (9/11/2010)
----	---

Passing Touchdown

74	WHITE, Jordan from CARDER, Alex vs Nicholls State (9/11/2010)
----	---

Punt Return

22	WHITE, Jordan vs Central Michigan (11/5/2010)
----	---

Kick Return

91	WALLACE, Dervon vs Akron (10/23/2010)
----	---------------------------------------

Interception Return

32	ARMSTRONG, Mario vs Bowling Green (11/26/2010)
----	--

Fumble Return

3	TOLER, Lewis vs Central Michigan (11/5/2010)
---	--

Punt

65	ARMER, Ben vs Idaho (10/2/2010)
----	---------------------------------

Field Goal

42	POTTER, John vs Kent State (11/20/2010)
42	POTTER, John vs Bowling Green (11/26/2010)





WESTERN MICHIGAN AT MICHIGAN STATE — GAME #1

WESTERN MICHIGAN (0-1) 14
 MICHIGAN STATE (1-0) 38
 Spartan Stadium • East Lansing, Mich.

SCORING

Western Michigan 7 0 7 0 - 14
 Michigan State 7 21 7 3 - 38

1ST QUARTER

MSU 12:30 Baker 28 run (Conroy kick), 2-36 - 0:48
 WMU 0:07 Nunez 1 pass from Carder (Potter kick), 7-19 - 2:10

2ND QUARTER

MSU 12:14 Nichol 20 pass from Cousins (Conroy kick), 4-31 - 1:03
 MSU 3:26 Baker 7 run (Conroy kick), 4-98 - 1:47
 MSU 0:34 Bell 2 run (Conroy kick), 8-80 - 1:52

3RD QUARTER

MSU 11:54 Bell 18 run (Conroy kick), 7-80 - 3:06
 WMU 8:22 Hammond 2 pass from Carder (Potter kick), 9-60 - 3:32

4TH QUARTER

MSU 7:30 Conroy 33 FG, 9-52 - 4:15

TEAM STATISTICS

	WMU	MSU
FIRST DOWNS	16	19
RUSHES-YARDS	32-85	37-297
PASSING YARDS	238	186
PASS ATT-COMP-INT	53-30-1	22-13-0
PLAYS-TOTAL YARDS	85-323	59-483
PUNTS-AVG	8-40.9	7-44.6
FUMBLES-LOST	2-2	2-2
PENALTIES-YARDS	5-25	11-69
POSSESSION TIME	33:55	26:05
THIRD DOWN CONV.	8-23	3-11

INDIVIDUAL STATISTICS

RUSHING: WMU-Carder 9-38; Winchester 15-30; Scriven 4-12; Chance 1-5; Ponder 1-4; Team 2-minus 4. MSU-Bell 10-141; Baker 17-117; Martin 2-43; Hill 1-2; Team 1-minus 2; Cousins 6-minus 4.

PASSING: WMU-Carder 27-49-220-1; VanTubbergen 3-4-18-0. MSU-Cousins 13-21-186-0; Maxwell 0-1-0-0.

RECEIVING: WMU-White 8-82; Nunez 7-54; Winchester 5-11; Hammond 4-61; Arnheim 2-6; T. Smith 1-9; Fields 1-6; Walker 1-6; Burdi 1-3. MSU-Dell 6-81; Gantt 2-49; Nichol 2-32; Linthicum 2-13; Cunningham 1-11.

ATTENDANCE: 75,769

KICK OFF TIME: 12:01 p.m.

END OF GAME: 3:22 p.m.

ELAPSED TIME: 3:21

TEMPERATURE: 60

WIND: WNW 21

WEATHER: Ptlly Cloudy, Windy

WESTERN MICHIGAN VS. NICHOLLS STATE — GAME #2

NICHOLLS STATE (0-2) 14
 WESTERN MICHIGAN (1-1) 49
 Waldo Stadium • Kalamazoo, Mich.

SCORING

Nicholls State 0 14 0 0 - 14
 Western Michigan 7 14 21 7 - 49

1ST QUARTER

WMU 12:05 Scriven 1 run (Potter kick), 8-79 - 2:55

2ND QUARTER

NICH 10:04 Turner 52 run (Dolan kick), 5-76 - 2:05
 WMU 9:48 White 74 pass from Carder (Potter kick), 1-74 - 0:16
 NICH 4:42 Warren 4 pass from Caston (Dolan kick), 1-4 - 0:05
 WMU 1:44 White 5 pass from Carder (Potter kick), 7-68 - 4:42

3RD QUARTER

WMU 9:19 Hammond 5 pass from Carder (Potter kick), 8-57 - 3:13
 WMU 7:07 Walker 3 pass from Carder (Potter kick), 5-29 - 1:55
 WMU 1:55 Ponder 16 pass from Carder (Potter kick), 9-52 - 3:32

4TH QUARTER

WMU 8:56 Chance 1 run (Potter kick), 10-86 - 4:24

TEAM STATISTICS

	NICH	WMU
FIRST DOWNS	9	25
RUSHES-YARDS	28-112	43-129
PASSING YARDS	129	355
PASS ATT-COMP-INT	22-12-0	36-27-1
PLAYS-TOTAL YARDS	50-241	79-484
PUNTS-AVG	7-41.0	3-36.7
FUMBLES-LOST	3-2	2-0
PENALTIES-YARDS	8-76	8-51
POSSESSION TIME	26:05	33:55
THIRD DOWN CONV.	2-12	10-18

INDIVIDUAL STATISTICS

RUSHING: NICH-Turner 15-92; Warren 1-15; Caston 8-9; Washington 1-5; Johnson 1-1; Klann 2-minus 10. WMU-Chance 13-46; Fields 7-42; Winchester 12-40; Scriven 2-9; Cannon 1-5; Carder 5-5; Team 2-minus 5; Morris 1-minus 13.

PASSING: NICH-Caston 11-18-0-124; Klann 1-4-0-5. WMU-Carder 24-33-1-298; VanTubbergen 3-3-0-57.

RECEIVING: NICH-Blair 4-34; Warren 3-44; Smith 2-30; Turner 1-15; Johnson 1-5; Chism 1-1. WMU-White 6-130; Nunez 5-50; Ponder 5-47; Walker 3-20; Hammond 2-19; Wallace 1-41; Scriven 1-18; Chance 1-11; Mussman 1-10; Murray 1-5; Arnheim 1-4.

ATTENDANCE: 19,327

KICK OFF TIME: 7:05 p.m.

END OF GAME: 10:01 p.m.

ELAPSED TIME: 2:56

TEMPERATURE: 58

WIND: Calm

WEATHER: Foggy





2010 GAME-BY-GAME RECAPS

WESTERN MICHIGAN VS. TOLEDO – GAME #3

TOLEDO (2-1, 2-0) 37
 WESTERN MICHIGAN (1-2, 0-1) 24
 Waldo Stadium • Kalamazoo, Mich.

SCORING

Toledo	7	14	10	6	-	37
Western Michigan	0	7	3	14	-	24

1ST QUARTER

TOL 10:16 Page 9 pass from Dantin (Casano kick), 6-30 - 1:54

2ND QUARTER

TOL 9:48 Stafford 73 pass from Dantin (Casano kick), 3-80 - 0:53

TOL 2:06 Dantin 2 run (Casano kick), 6-74 - 2:04

WMU 0:42 White 16 pass from Carder (Potter kick), 11-77 - 1:24

3RD QUARTER

TOL 8:09 Casano 24 FG, 7-19 - 3:24

TOL 6:31 Marrow 15 INT (Casano kick)

WMU 3:36 Potter 36 FG, 8-47 - 2:55

4TH QUARTER

WMU 14:04 Carder 5 run (Potter kick), 10-64 - 2:21

WMU 7:40 Scriven 1 run (Potter kick), 15-70 - 4:16

TOL 7:26 Page 96 kickoff return (Casano kick failed)

TEAM STATISTICS

	TOLEDO	WMU
FIRST DOWNS	11	24
RUSHES-YARDS	40-95	26-13
PASSING YARDS	173	403
PASS ATT-COMP-INT	19-11-2	64-43-4
PLAYS-TOTAL YARDS	59-268	90-416
PUNTS-AVG	8-33.5	5-43.0
FUMBLES-LOST	0-0	2-2
PENALTIES-YARDS	8-72	8-80
POSSESSION TIME	27:30	32:30
THIRD DOWN CONV.	6-15	8-20

INDIVIDUAL STATISTICS

RUSHING: TOL-Fluellen 14-52; Dantin 18-45; Thomas 3-4; Williams 1-2; Team 2-minus 4; Reedy 2-minus 4. WMU-Winchester 7-17; Scriven 1-1; Arnheim 1-minus 1; Carder 15-minus 2; Fields 2-minus 2.

PASSING: TOL-Dantin 11-18-1-173; Page 0-1-1-0. WMU-Carder 43-64-4-403.

RECEIVING: Stafford 2-84; Page 2-59; Fluellen 2-17; Green 2-8; Williams 2-5; Noble 1-0. WMU-13-170; Nunez 13-100; Ponder 11-66; Arnheim 3-28; T. Smith 1-22; Mussman 1-19; Winchester 1-minus 2.

ATTENDANCE: 14,216

KICK OFF TIME: 7:05 p.m.

END OF GAME: 10:18 p.m.

ELAPSED TIME: 3:13

TEMPERATURE: 65

WIND: NNW 8 mph

WEATHER: Cloudy

WESTERN MICHIGAN VS. IDAHO – GAME #4

IDAHO (3-2) 33
 WESTERN MICHIGAN (1-3) 13
 Waldo Stadium • Kalamazoo, Mich.

SCORING

Idaho	3	14	6	10	-	33
Western Michigan	0	10	3	0	-	13

1ST QUARTER

UI 8:40 Farquhar 22 FG, 15-79 - 6:16

2ND QUARTER

WMU 13:59 Potter 34 FG, 6-15 - 1:31

UI 11:55 Bailey 30 pass from Enderle (Farquhar kick), 5-62 - 1:52

UI 6:55 Veltung 24 pass from Enderle (Farquhar kick), 8-69 - 4:00

WMU 1:55 Ponder 7 pass from Carder (Potter kick), 5-18 - 1:37

3RD QUARTER

WMU 8:45 Potter 38 FG, 13-49 - 4:56

UI 1:28 Elmo 4 pass from Enderle (Farquhar kick failed), 12-87 - 3:42

4TH QUARTER

UI 8:39 Hernande 0 fumble recovery (Farquhar kick)

UI 5:40 Farquhar 29 FG, 4-3 - 1:27

TEAM STATISTICS

	IDAHO	WMU
FIRST DOWNS	21	10
RUSHES-YARDS	33-97	30-80
PASSING YARDS	380	104
PASS ATT-COMP-INT	50-30-2	35-14-1
PLAYS-TOTAL YARDS	83-477	65-184
PUNTS-AVG	3-34.0	7-49.1
FUMBLES-LOST	2-2	2-2
PENALTIES-YARDS	8-69	8-95
POSSESSION TIME	30:43	25:22
THIRD DOWN CONV.	12-22	5-18

INDIVIDUAL STATISTICS

RUSHING: IDAHO-Jackson 15-43; Keo 1-35; Vital 8-26; Veltung 1-3; Johnson 1-1; Team 1-minus 2; Enderle 6-minus 9. WMU-Winchester 12-47; Carder 11-34; Scriven 5-16; Fields 1-2; Armer 1-minus 19.

PASSING: IDAHO-Enderle 30-49-2-380; Reader 0-1-0-0. WMU-Carder 14-33-1-104; Burdi 0-1-0-0; VanTubbergen 0-1-0-0.

RECEIVING: IDAHO-Greenwood 6-82; Hardy 6-77; Shaw 3-51; Johnson 3-39; Davis 3-33; Veltung 2-43; Bailey 2-33; LaGrone 2-8; Elmo 2-5; Jackson 1-9. WMU-White 6-57; Nunez 4-21; Scriven 2-6; Winchester 1-13; Ponder 1-7.

ATTENDANCE: 18,508

KICK OFF TIME: 2 p.m.

END OF GAME: 5:23 p.m.

ELAPSED TIME: 3:23

TEMPERATURE: 56

WIND: NNWE 16 mph

WEATHER: Cloudy/Sun/Brisk





WESTERN MICHIGAN AT BALL STATE – GAME #5

WESTERN MICHIGAN (2-3, 1-1) 45
 BALL STATE (2-4, 1-1) 16
 Scheumann Stadium • Muncie, Ind.

SCORING

Western Michigan	21	10	14	0	-	45
Ball State	0	6	3	7	-	16

1ST QUARTER

WMU 14:08 Carder 20 run (Potter kick), 3-23 - 0:45
 WMU 14:01 Toler 24 interception return (Potter kick)
 WMU 5:44 Carder 9 run (Potter kick), 9-60 - 3:56

2ND QUARTER

WMU 14:55 Potter 8 run (Potter kick), 10-37 - 4:47
 BSU 4:11 Williams 41 run (McGarvey kick failed), 7-98 - 2:36
 WMU 0:42 Potter 25 FG, 4-2 - 0:32

3RD QUARTER

BSU 8:23 McGarvey 29 FG, 11-63 - 4:42
 WMU 5:42 Carder 2 run (Potter kick), 7-83 - 2:35
 WMU 0:31 Nunez 32 pass from Carder (Potter kick), 3-70 - 0:52

4TH QUARTER

BSU 7:51 Brown 15 pass from Page (McGarvey kick), 3-50 - 0:55

TEAM STATISTICS

	WMU	BSU
FIRST DOWNS	21	18
RUSHES-YARDS	45-209	38-239
PASSING YARDS	271	109
PASS ATT-COMP-INT	30-18-0	24-10-2
PLAYS-TOTAL YARDS	75-480	62-348
PUNTS-AVG	4-39.8	3-46.3
FUMBLES-LOST	1-0	4-3
PENALTIES-YARDS	5-50	3-25
POSSESSION TIME	33:06	26:54
THIRD DOWN CONV.	7-18	3-12

INDIVIDUAL STATISTICS

RUSHING: WMU-Carder 13-66; Drake 8-63; Chance 9-53; Winchester 7-12; Potter 1-8; Fields 5-6; Scriven 2-1. BSU-Lewis 12-64; Williams 10-54; Brown, O. 2-42; Brown D. 6-39; Page 4-35; Sykes 1-11; Winkler 2-1; Team 1-minus 7.

PASSING: WMU-Carder 17-29-0-265; VanTubbergen 1-1-0-6. BSU Page 9-16-0-94; Wenning 1-8-2-15.

RECEIVING: WMU-Nunez 5-71; White 4-96; Mussman 2-37; Arnheim 2-35; Winchester 2-10; Scriven 1-9; Smith, T. 1-7; Murray 1-6. BSU-Gibson 3-21; Lewis 2-3; Tomlinson 1-30; Ifft 1-16; Brown, O. 1-15; Orsbron 1-15; Mershman 1-9.

ATTENDANCE: 11,963

KICK OFF TIME: 12:07 p.m.

END OF GAME: 3:27 p.m.

ELAPSED TIME: 3:20

TEMPERATURE: 73

WIND: WSW 8 mph

WEATHER: Sunny

WESTERN MICHIGAN AT NOTRE DAME – GAME #6

WESTERN MICHIGAN (2-4) 20
 NOTRE DAME (4-3) 44
 Notre Dame Stadium • South Bend, Ind.

SCORING

Western Michigan	7	10	0	3	-	20
Notre Dame	7	20	14	3	-	44

1ST QUARTER

ND 14:48 Floyd 80 pass from Crist (Ruffer kick), 1-80 - 0:12
 WMU 3:20 Carder 1 run (Potter kick), 15-59 - 7:17

2ND QUARTER

ND 14:41 Floyd 32 pass from Crist (Ruffer kick), 1-32 - 0:08
 ND 9:16 Crist 9 run (Ruffer kick blocked), 5-36 - 1:36
 WMU 5:13 Potter 23 FG, 10-75 - 4:03
 ND 2:19 Eifert 39 pass from Crist, Ruffer kick), 4-44 - 0:52
 WMU 0:15 Carder 3 run (Potter kick), 10-80, 2:04

3RD QUARTER

ND 12:17 Wood 39 run (Ruffer kick), 2-44 - 0:38
 ND 6:34 Floyd 2 pass from Crist (Ruffer kick), 9-53 - 4:06

4TH QUARTER

ND 7:46 Ruffer 33 FG, 10-48 - 5:32
 WMU 5:10 Potter 26 FG, 7-70 - 2:36

TEAM STATISTICS

	WMU	ND
FIRST DOWNS	16	17
RUSHES-YARDS	26-37	34-149
PASSING YARDS	277	299
PASS ATT-COMP-INT	43-28-2	30-20-1
PLAYS-TOTAL YARDS	69-314	64-448
PUNTS-AVG	6-35.3	5-41.6
FUMBLES-LOST	3-2	2-0
PENALTIES-YARDS	2-23	9-80
POSSESSION TIME	29:25	30:35
THIRD DOWN CONV.	2-14	5-13

INDIVIDUAL STATISTICS

RUSHING: WMU-Winchester 8-17; Carder 11-13; Drake 4-8; Fields 2-1; Walker 1-minus 2. Notre Dame-Wood 11-94; Hughes 8-63; Montana 5-2; Allen 3-0; Team 2-minus 4; Crist 5-minus 6.

PASSING: WMU-Carder 28-43-2-277. Notre Dame-Crist 18-28-1-255; Goodman 1-1-0-32; Montana 1-1-0-12.

RECEIVING: WMU-Nunez 11-103; White 5-55; Arnheim 5-52; Walker 2-18; Winchester 2-17; Hammond 1-20; Ponder 1-13; Drake 1-minus 1. Notre Dame-Floyd 9-157; Eifert 4-72; Wood 3-29; Ragone 1-12; Toma 1-11; Riddick 1-11; Jones 1-7.

ATTENDANCE: 80,795

KICK OFF TIME: 2:41 p.m.

END OF GAME: 5:57 p.m.

ELAPSED TIME: 3:16

TEMPERATURE: 62

WIND: SW 13-24 mph

WEATHER: Sunny





WESTERN MICHIGAN AT AKRON – GAME #7

WESTERN MICHIGAN (3-4, 2-1 MAC) 56
 AKRON (0-8, 0-4 MAC) 10
 InfoCision Stadium • Akron, Ohio

SCORING

Western Michigan	7	28	7	14	-	56
Akron	0	3	0	7	-	10

1ST QUARTER

WMU 10:19 Nunez 36 pass from Carder (Potter kick), 4-70 - 1:37

2ND QUARTER

WMU 14:50 Nunez 59 pass from Carder (Potter kick), 4-79 - 1:01

WMU 14:39 Boles 1 interception return (Potter kick)

WMU 7:56 White 34 pass from Carder (Potter kick), 6-97 - 2:33

WMU 4:16 Nunez 18 pass from Carder (Potter kick), 5-80 - 2:03

UA 0:00 Iveljic 40 FG, 12-51 - 4:10

3RD QUARTER

WMU 2:56 White 10 pass from Carder (Potter kick), 11-77 - 4:35

4TH QUARTER

UA 14:48 Wagner 57 fumble return (Iveljic kick)

WMU 14:34 Wallace 91 kick off return (Potter kick)

WMU 8:39 Drake 57 run (Potter kick), 4-55 - 1:56

TEAM STATISTICS

	WMU	AKRON
FIRST DOWNS	22	14
RUSHES-YARDS	35-137	41-154
PASSING YARDS	382	120
PASS ATT-COMP-INT	27-18-0	24-12-1
PLAYS-TOTAL YARDS	62-519	65-274
PUNTS-AVG	4-41.8	6-38.8
FUMBLES-LOST	1-1	2-2
PENALTIES-YARDS	5-50	2-25
POSSESSION TIME	28:18	31:28
THIRD DOWN CONV.	5-12	4-16

INDIVIDUAL STATISTICS

RUSHING: WMU-Drake 5-69; Winchester 8-38; Chance 9-24; VanTubbergen 2-7; Ponder 1-6; Carder 8-minus 2; Team 2-minus 5. UA-Burney 16-91; Allen 16-33; Potts 3-18; Pride 1-7; Nicely 4-6; Team 1-minus 1.

PASSING: WMU-Carder 17-24-0-372; VanTubbergen 1-2-0-10; Chance 0-1-0-0. UA-Nicely 12-24-1-120.

RECEIVING: WMU-White 8-168; Nunez 6-192; Chance 2-8; T. Smith 1-10; Ponder 1-4. UA-Pride 4-8; Russell 2-73; Hall 2-22; Sconiers 2-11; Allen 2-6.

ATTENDANCE: 10,073

KICK OFF TIME: 3:30 p.m.

END OF GAME: 6:25 p.m.

ELAPSED TIME: 2:55

TEMPERATURE: 62

WIND: SSW 6 mph

WEATHER: Mostly Cloudy

WESTERN MICHIGAN VS. NORTHERN ILLINOIS – GAME #8

NORTHERN ILLINOIS (7-2, 5-0 MAC) 28
 WESTERN MICHIGAN (3-5, 2-2 MAC) 21
 Waldo Stadium • Kalamazoo, Mich.

SCORING

Northern Illinois	0	13	7	8	-	28
Western Michigan	7	7	0	7	-	21

1ST QUARTER

WMU 10:41 White 29 pass from Carder (Potter kick), 12-80 - 4:19

2ND QUARTER

NIU 10:28 Harnish 2 run (Cklamovski kick failed), 9-37 - 4:15

WMU 8:28 Nunez 18 pass from Carder (Potter kick), 6-39 - 2:00

NIU 3:57 Spann 3 run (Cklamovski kick), 11-80 - 4:31

3RD QUARTER

NIU 11:08 Palmer 9 pass from Harnish (Cklamovski kick), 7-80 - 3:52

4TH QUARTER

WMU 5:56 Arnheim 23 pass from Carder (Potter kick), 4-52 - 1:06

NIU 3:42 Clark 21 pass from Harnish (Palmer pass from Harnish), 7-79 - 2:14

TEAM STATISTICS

	NIU	WMU
FIRST DOWNS	25	23
RUSHES-YARDS	43-210	21-44
PASSING YARDS	214	360
PASS ATT-COMP-INT	30-18-1	53-31-2
PLAYS-TOTAL YARDS	73-424	74-404
PUNTS-AVG	5-40.6	3-51.0
FUMBLES-LOST	0-0	1-0
PENALTIES-YARDS	8-72	8-70
POSSESSION TIME	34:23	25:37
THIRD DOWN CONV.	10-15	8-15

INDIVIDUAL STATISTICS

RUSHING: NIU-Spann 22-146; Harnish 13-33; Lynch 2-19; Bell 3-9; Daniels 1-3; Crider 1-1; Team 1-minus 1. WMU-Winchester 9-24; White 2-16; Fields 1-3; Carder 9-1.

PASSING: NIU-Harnish 18-30-1-214. WMU-Carder 31-53-2-360.

RECEIVING: NIU-Clark 7-70; Palmer 5-83; Schepler 2-27; Moore 2-18; Cox 1-12; Marks 1-4. WMU-White 14-180; Arnheim 6-81; Ponder 5-47; Nunez 5-44; Fields 1-8.

ATTENDANCE: 12,578

KICK OFF TIME: 12:05 p.m.

END OF GAME: 3:15 p.m.

ELAPSED TIME: 3:10

TEMPERATURE: 54

WIND: SSW 19 mph

WEATHER: Partly Sunny





2010 GAME-BY-GAME RECAPS

WESTERN MICHIGAN AT CENTRAL MICHIGAN – GAME #9

WESTERN MICHIGAN (3-6, 2-3 MAC) 22
 CENTRAL MICHIGAN (3-7, 2-5 MAC) 26
 Kelly/Shorts Stadium • Mount Pleasant, Mich.

SCORING

Western Michigan	2	6	14	0	--	22
Central Michigan	10	0	3	13	--	26

1ST QUARTER

CMU 11:48 Wilson 17 pass from Radcliff (Harman kick), 8-85 - 3:12
 WMU 9:30 Safety (Hazel, Legrier)
 CMU 3:28 Harman 35 FG, 5-20 - 1:49

2ND QUARTER

WMU 14:34 White 3 pass from Carder (Potter kick), 12-72 - 3:54

3RD QUARTER

WMU 12:14 White 55 pass from Carder (Potter kick), 7-85 - 2:46
 CMU 7:32 Harman 22 FG, 4-2 - 2:05
 WMU 1:55 Nunez 11 pass from Carder (Potter kick), 6-44 - 2:07

4TH QUARTER

CMU 12:54 Volny 1 run (Harman kick), 9-75 - 2:06
 CMU Poblah 5 pass from Radcliff (Harman kick), 8-72 - 3:15

TEAM STATISTICS

	WMU	CMU
FIRST DOWNS	25	25
RUSHES-YARDS	37-158	34-73
PASSING YARDS	272	300
PASS ATT-COMP-INT	44-27-0	36-23-1
PLAYS-TOTAL YARDS	81-430	70-373
PUNTS-AVG	6-32.0	4-41.5
FUMBLES-LOST	5-4	5-1
PENALTIES-YARDS	10-94	7-50
POSSESSION TIME	29:29	30:31
THIRD DOWN CONV.	8-15	3-12

INDIVIDUAL STATISTICS

RUSHING: WMU-Fields 13-71; Winchester 13-39; Carder 9-29; White 1-13; Chance 1-6. CMU-Volny 18-91; Wilson 1-12; Cotton 4-2; Tipton 2-minus 2; Team 2-minus 4; Radcliff 7-minus 26.

PASSING: WMU-Carder 27-44-0-272. CMU-Radcliff 23-36-1-300.

RECEIVING: Nunez 14-133; White 8-119; Walker 2-7; Arnheim 1-8; Ponder 1-7; Winchester 1-minus 2. CMU-Wilson 12-185; Poblah 4-35; Torres 3-57; Harris 2-13; Blackburn 1-7; Volny 1-3.

ATTENDANCE: 12,578
 KICK OFF TIME: 12:05 p.m.
 END OF GAME: 3:15 p.m.
 ELAPSED TIME: 3:10
 TEMPERATURE: 54
 WIND: SSW 19 mph
 WEATHER: Partly Sunny

WESTERN MICHIGAN VS. EASTERN MICHIGAN – GAME #10

EASTERN MICHIGAN (1-9, 1-5 MAC) 30
 WESTERN MICHIGAN (4-6, 3-3 MAC) 45
 Waldo Stadium • Kalamazoo, Mich.

SCORING

Eastern Michigan	7	14	3	6	--	30
Western Michigan	14	10	7	14	--	45

1ST QUARTER

WMU 13:29 Fields 9 pass from Carder (Potter kick), 4-79 - 1:31
 WMU 6:25 Nunez 20 pass from Carder (Potter kick), 7-65 - 2:32
 EMU 2:34 Gillett 32 run (Graham kick), 8-80 - 3:51

2ND QUARTER

WMU 11:49 Potter 39 FG, 6-59 - 2:10
 EMU 6:07 Mitchell 29 pass from Gillett (Graham kick), 10-80 - 5:42
 WMU 4:21 Fields 6 run (Potter kick), 5-58 - 1:46
 EMU 1:14 Burke 40 pass from Gillett (Graham kick), 8-78 - 3:13

3RD QUARTER

EMU 8:32 Graham 20 FG, 12-75 - 6:28
 WMU 6:30 White 33 pass from Carder (Potter kick), 6-81 - 2:02

4TH QUARTER

WMU 14:50 Fields 47 run (Potter kick), 8-75 - 4:20
 EMU 9:29 Hoskins 32 pass from Gillett (Graham kick failed), 9-80 - 5:21
 WMU 9:13 Nunez 66 pass from Carder (Potter kick), 1-66 - 0:16

TEAM STATISTICS

	EMU	WMU
FIRST DOWNS	25	23
RUSHES-YARDS	56-277	27-169
PASSING YARDS	214	349
PASS ATT-COMP-INT	24-13-2	21-17-0
PLAYS-TOTAL YARDS	80-491	48-518
PUNTS-AVG	3-39.3	2-45.0
FUMBLES-LOST	1-1	2-2
PENALTIES-YARDS	6-48	4-60
POSSESSION TIME	39:37	20:23
THIRD DOWN CONV.	10-19	4-7

INDIVIDUAL STATISTICS

RUSHING: EMU-Gillett 22-159; Priest 26-87; Welch 4-20; Greene 2-5; Sherrer 1-4; Belfy 1-2. WMU-Fields 11-107; Drake 5-36; Carder 7-34; Chance 1-14; Team 2-minus 5; Ponder 1-minus 17.

PASSING: EMU-Gillett 13-24-2-214. WMU-Carder 17-21-0-349.

RECEIVING: EMU-Scott 4-50; Burke 2-45; Thomas 2-23; Thayer 2-21; Hoskins 1-32; Mitchell 1-29; Welch 1-14. WMU-White 7-134; Nunez 4-110; Fields 2-20; Drake 1-49; Mussman 1-23; Arnheim 1-12; Ponder 1-1.

ATTENDANCE: 12,136
 KICK OFF TIME: 2:05 p.m.
 END OF GAME: 4:57 p.m.
 ELAPSED TIME: 2:52
 TEMPERATURE: 59
 WIND: ESE 9 mph
 WEATHER: Sun/Cloud mix





WESTERN MICHIGAN VS. KENT STATE – GAME #11

KENT STATE (4-7, 3-4 MAC) 3
 WESTERN MICHIGAN (5-6, 4-3 MAC) 38
 Waldo Stadium • Kalamazoo, Mich.

SCORING

Kent State	3	0	0	0	-	3
Western Michigan	7	10	7	14	-	38

1ST QUARTER

WMU 12:57 Fields 2 run (Potter kick), 3-28 - 0:49
 KSU 9:47 Cortez 29 FG, 8-68 - 3:10

2ND QUARTER

WMU 9:30 White 5 pass from Carder (Potter kick), 3-80 - 1:06
 WMU 0:00 Potter 42 FG, 3-39 - 0:16

3RD QUARTER

WMU 7:00 Drake 1 run (Potter kick), 10-64 - 4:07

4TH QUARTER

WMU 13:36 Drake 15 run (Potter kick), 4-99 - 1:24
 WMU 8:47 Chance 5 run (Potter kick), 4-49 - 1:14

TEAM STATISTICS

	KSU	WMU
FIRST DOWNS	21	23
RUSHES-YARDS	42-182	32-259
PASSING YARDS	249	167
PASS ATT-COMP-INT	40-26-2	33-22-1
PLAYS-TOTAL YARDS	82-431	65-426
PUNTS-AVG	6-41.8	5-44.2
FUMBLES-LOST	1-1	0-0
PENALTIES-YARDS	11-104	4-29
POSSESSION TIME	35:39	24:21
THIRD DOWN CONV.	7-19	2-9

INDIVIDUAL STATISTICS

RUSHING: KSU-Jarvis 16-72; Kirkland 2-60; Flowers 6-25; Terry 9-24; Archer 2-2; Keith 6-0; Muldrow 1-minus 1. WMU-Fields 13-132; Drake 8-102; Chance 5-31; VanTubbergen 1-9; Team 2-minus 3; Carder 3-minus 12.

PASSING: KSU-Keith 25-39-2-244; Morgan 1-1-0-5. WMU-Carder 21-32-1-163; VanTubbergen 1-1-0-4.

RECEIVING: KSU-Goode 7-79; Kirkland 7-55; Terry 3-28; Jarvis 3-24; Pressley 2-13; Muldrow 1-16; Thompson 1-13; Gilbert 1-12; Erjavec 1-9. WMU-Nunez 9-59; White 8-77; Fields 3-17; Arnheim 2-9; Chance 0-5.

ATTENDANCE: 8,763

KICK OFF TIME: 2:05 p.m.

END OF GAME: 5:00 p.m.

ELAPSED TIME: 2:55

TEMPERATURE: 43

WIND: NE 5 mph

WEATHER: Mostly Sunny, Brisk

WESTERN MICHIGAN AT BOWLING GREEN – GAME #12

WESTERN MICHIGAN (6-6, 5-3 MAC) 41
 KENT STATE (2-10, 1-7 MAC) 7
 Doyt Perry Stadium • Bowling Green, Ohio

SCORING

Western Michigan	13	14	14	0	-	41
Bowling Green	0	0	7	0	-	7

1ST QUARTER

WMU 11:42 Potter 42 FG, 8-39 - 2:34
 WMU 6:29 Hammond 4 pass from Carder (Potter kick), 8-50 - 3:08
 WMU 0:21 Potter 25 FG, 9-48 - 3:54

2ND QUARTER

WMU 10:55 Chance 4 pass from Carder (Potter kick), 7-65 - 3:15
 WMU 10:06 Walker 7 pass from Carder (Potter kick), 3-13 - 0:43

3RD QUARTER

BG 11:31 Jordan 19 pass from Schilz (Wright kick), 4-72 - 1:50
 WMU 9:53 Drake 35 run (Potter kick), 5-65 - 1:32
 WMU 0:42 Nunez 34 pass from Carder (Potter kick), 4-96 - 1:05

TEAM STATISTICS

	WMU	BGSU
FIRST DOWNS	21	22
RUSHES-YARDS	31-191	35-114
PASSING YARDS	251	282
PASS ATT-COMP-INT	36-23-0	32-19-1
PLAYS-TOTAL YARDS	67-442	67-396
PUNTS-AVG	5-31.8	6-32.0
FUMBLES-LOST	1-0	1-1
PENALTIES-YARDS	2-10	3-30
POSSESSION TIME	26:40	33:20
THIRD DOWN CONV.	6-14	2-13

INDIVIDUAL STATISTICS

RUSHING: WMU-Drake 10-127; Carder 9-22; Ponder 1-13; O'Neill 3-11; Chance 3-9; Winchester 1-7; Burdie 1-5; Fields 1-0; VanTubbergen 1-minus 1; Team 1-minus 2. BGSU-Geter 15-87; Hopgood 12-37; Geiger 2-7; Wiley 2-2; Schilz 4-minus 19.

PASSING: WMU-Carder 23-33-0-251; Burdi 0-2-0-0; VanTubbergen 0-1-0-0. BGSU-19-31-1-282; Pankratz 0-1-0-0.

RECEIVING: WMU-Nunez 8-95; White 7-110; Ponder 2-13; Hammond 2-13; Mussman 2-9; Walker 1-7; Chance 1-4. BGSU-Jordan 8-114; Bayer 3-88; Hodges 2-35; Hutson 2-25; Pronty 1-12; Rieke 1-7; Cooper 1-5; Wiley 1-minus 4.

ATTENDANCE: 5,121

KICK OFF TIME: 2:05 p.m.

END OF GAME: 4:50 p.m.

ELAPSED TIME: 2:45

TEMPERATURE: 31

WIND: SW 21 mph

WEATHER: Sunny/Windy





LAST TIME ... // LONGEST PLAYS // LONGEST DRIVES

WESTERN MICHIGAN FOOTBALL – THE LAST TIME ...

Punt Return, Touchdown:

WMU: Greg Jennings (93 yards) vs. Northern Illinois, Oct. 23, 2004
Opponent: Charlie Todd (87 yards) vs. Ball State, Nov. 24, 2009

Kickoff Return, Touchdown:

WMU: Dervon Wallace (91 yards) at Akron, Oct. 23, 2010
Opponent: Eric Page (98 yards) vs. Toledo, Sept. 18, 2010

Interception Return, Touchdown:

WMU: Travonte Boles (1 yard) at Akron, Oct. 23, 2010
Opponent: Jake Coffman (79 yards) at Northern Illinois Oct. 3, 2009

Fumble Return, Touchdown:

WMU: Jamail Berry (24 yards) vs. Miami, Sept. 19, 2009
Opponent: Brian Wagner (57 yards) at Akron, Oct. 23, 2010

Safety

WMU: Paul Hazel/Deauntay Legrier, at Central Michigan Nov. 5, 2010
Opponent: Ross Kolodziej at Wisconsin, Aug. 31, 2000

Blocked Punt:

WMU: Brian Fields vs. Toledo, Sept. 18, 2010
Opponent: Greg Turner vs. Northern Illinois, Oct. 14, 2006

Blocked Field Goal:

WMU: Mario Armstrong vs. Nicholls State, Sept. 11, 2010
TD – Cory Flom vs. Temple, Sept. 23, 2006 (returned for TD by Londen Fryar)
Opponent: Bryan Gattas at Iowa, Nov. 17, 2007, Bryan Mattison at Iowa, Nov. 17, 2007;
TD – Chad Brown (68 yards), Toledo, Oct. 10, 1992

Blocked PAT:

WMU: Drew Nowak at Notre Dame, Oct. 16, 2010
Opponent: T.J. Lang vs. Eastern Michigan, Nov. 5, 2005

PAT Return:

WMU: Louis Delmas vs. Ball State (recovered after Cory Flom blocked kick), Oct. 8, 2005
Opponent: Marlon Llewellyn at Ball State (intercepted Tim Lester pass), Nov. 7, 1998

Two-Point Conversion

WMU: Tim Hiller to Juan Nunez at No. 15 Ball State, Nov. 25, 2008
Opponent: Anthony Turner to Charles Sharon (Bowling Green), Oct. 22, 2005

Shutout:

WMU: Akron (17-0), Nov. 24, 2006
Opponent: Bowling Green (52-0), Nov. 6, 2004

Game-Winning Field Goal:

WMU: John Potter (28 yards, first overtime) vs. Buffalo, Oct. 24, 2009
Opponent: Kevin Lovell (33 yards, 6:11, 4th) vs. Cincinnati, Jan. 6, 2007

200-Yard Rusher:

WMU: Phil Reed (226) vs. Northern Illinois, Oct. 26, 2002
Opponent: P.J. Pope (205) at Bowling Green, Nov. 6, 2004

Overtime Game:

WMU: vs. Buffalo (34-31, W - 1 OT), Oct. 24, 2009

600 Yards Total Offense:

WMU: 633 vs. Tennessee Tech, Sept. 20, 2008
Opponent: 602 at Michigan State, Nov. 7, 2009

200-Yard Receiver:

WMU: Greg Jennings (244) vs. Ball State, Oct. 8, 2005
Opponent: Jabari Arthur (223) vs. Akron, Oct. 6, 2007

400-Yard Passer:

WMU: Alex Carder (403) vs. Toledo, Sept. 18, 2010
Opponent: Walt Church (439) vs. Eastern Michigan, Oct. 17, 1998

Four Touchdowns:

WMU: Greg Jennings (all receiving) vs. Ball State, Oct. 8, 2005
Opponent: Ashton Leggett (4 rushing) at Michigan State, Nov. 7, 2009

Top 5 Longest Plays From Scrimmage

Year	Player	Opponent	Type	Yards
1930	Clarence Frennd	Detroit City	Rush (TD)	95
2003	Jon Drach to Greg Jennings	CMU	Pass (TD)	94
1954	Leland David	Marshall	Rush	89
2005	Tim Hiller to Greg Jennings	Bowling Green	Pass (TD)	89
1941	Horace Coleman	Toledo	Rush	87
1984	Lewis Howard	Marshall	Rush (TD)	87
1990	Brad Tayles to Allan Boyko	Kent State	Pass (TD)	87

Top 5 Longest Drives – Plays

Year	Opponent	Plays	Time	Length	Result
1977	NIU	20	9:05	80	2-yard rush by Albert Little
1970	Marshall	18	N/A	77	4-yard rush by Curtis Lewis
1976	CMU	18	7:40	73	2-yard rush by Keith Rogien
1978	NIU	18	8:04	80	3-yard rush by Albert Little
2006	Miami	18	6:34	84	21-yard field goal by Nate Meyer

Top 5 Longest Drives – Time

Year	Opponent	Plays	Time	Length	Result
1976	Minnesota	13	12:18	70	7-yard rush by Pepper Powers
1976	Minnesota	14	10:26	63	38-yard field goal by Dave Gibson
1981	EMU	17	9:11	92	5-yard run by Kurt Barterian
1977	NIU	20	9:05	80	2-yard rush by Albert Little
2000	NIU	17	9:01	92	1-yard rush by Robert Sanford

Top 5 Longest Drives – Length in Yards

Year	Opponent	Plays	Time	Length	Result
2010	Kent State	4	1:24	99	1-yard rush by Tevin Drake
1998	Bowling Green	14	5:06	99	1-yard rush by Tim Lester
1997	EMU	11	2:46	99	4-yard rush by Robert Sanford
1970	Marshall	15	N/A	98	1-yard rush by Bob Ezelle
2010	Akron	6	2:33	97	34-yard pass from Alex Carder to Jordan White
1969	Marshall	14	N/A	97	7-yard rush by Roger Lawson
1970	CMU	12	3:41	97	1-yard rush by Roger Lawson
1994	CMU	12	5:17	97	25-yard pass from Jay McDonagh to Kam Merritt

Longest One Play Drives

Year	Opponent	Qrt	Plays	Length	Result
2005	Bowling Green	2nd	1	89	89-yard pass from Tim Hiller to Greg Jennings
1984	Marshall	2nd	1	87	87-yard rush by Lewis Howard
1990	CMU	4th	1	84	84-yard pass from Brady Tayles to Corey Sylve
1990	Bowling Green	4th	1	82	82-yard rush by Corey Sylve
2009	Michigan State	3rd	1	80	80-yard rush by Brandon West
1971	NIU	4th	1	80	80-yard rush by Larry Cates
1976	Ohio	3rd	1	80	80-yard rush by Keith Rogien
1980	Illinois State	4th	1	80	72-yard rush by Bobby Howard
1987	CMU	1st	1	80	80-yard pass from Tony Kimbrough to Jamie Hance
1998	Ohio	4th	1	80	80-yard pass from Tim Lester to Corey Alston
2002	NIU	2nd	1	80	80-yard rush by Philip Reed

Top 5 Longest Plays From Scrimmage – 2010

Year	Player	Opponent	Type	Yards
2010	Tevin Drake	Kent State	Run	74
2010	Brian Fields	Kent State	Run	74
2010	Alex Carder to Jordan White (TD)	Nicholls State	Pass	74
2010	Alex Carder to Juan Nunez (TD)	Eastern Michigan	Pass	66
2010	Alex Carder to Juan Nunez (TD)	Akron	Pass	59

Top 5 Longest Drives – Plays – 2010

Year	Opponent	Plays	Time	Length	Result
2010	Notre Dame	15	7:17	59	1-yard rush by Alex Carder
2010	Toledo	15	4:16	70	1-yard rush by Antoin Scriver
2010	Idaho	13	4:56	49	38-yard FG by John Potter
2010	Central Michigan	12	3:54	72	3-yard pass from Alex Carder to Jordan White
2010	Northern Illinois	12	4:19	80	29-yard pass from Alex Carder to Jordan White

Top 5 Longest Drives – Time – 2010

Year	Opponent	Plays	Time	Length	Result
2010	Notre Dame	15	7:17	59	1-yard rush by Alex Carder
2010	Idaho	13	4:56	49	38-yard FG by John Potter
2010	Ball State	10	4:47	37	8-yard rush by John Potter
2010	Nicholls State	7	4:42	68	5-yard pass from Alex Carder to Jordan White
2010	Akron	11	4:35	77	10-yard pass from Alex Carder to Jordan White

Top 5 Longest Drives – Length in Yards – 2010

Year	Opponent	Plays	Time	Length	Result
2010	Kent State	4	1:24	99	1-yard rush by Tevin Drake
2010	Akron	6	2:33	97	34-yard pass from Alex Carder to Jordan White
2010	Central Michigan	7	2:46	85	55-yard pass from Alex Carder to Jordan White
2010	Ball State	7	2:35	83	2-yard rush by Alex Carder
2010	Kent State	3	1:06	80	5-yard pass from Alex Carder to Jordan White
2010	Notre Dame	10	2:04	80	3-yard Alex Carder run
2010	Northern Illinois	12	4:19	80	29-yard pass from Alex Carder to Jordan White

Season with most One Play Drives – 2005, 2003 (6)

Last season with a One Play Drive – 2010 (2)

Last One Play Drive – Nov. 13, 2010 vs. Eastern Michigan
(Alex Carder to Juan Nunez – 66 yards)

Opponent Last One Play Drive – Oct. 16, 2010 at Notre Dame (John Goodman to Michael Floyd – 32 yards)



2010 COMBINED STATISTICS



Date	Opponent	Score	Att.
Sep 04, 2010	at Michigan State	L 14-38	75769
9/11/2010	NICHOLLS STATE	W 49-14	19327
* 9/18/2010	TOLEDO	L 24-37	14216
10/2/2010	IDAHO	L 13-33	18508
* 10/9/10	at Ball State	W 45-16	11963
N Oct 16, 2010	at Notre Dame	L 20-44	80795
* 10/23/10	at Akron	W 56-10	10073
* 10/30/2010	NORTHERN ILLINOIS	L 21-28	12578
* Nov 05, 2010	at Central Michigan	L 22-26	22355
* Nov 13, 2010	EASTERN MICHIGAN	W 45-30	12136
* 11/20/2010	KENT STATE	W 38-3	8763
* Nov 26, 2010	at Bowling Green	W 41-7	5121

Record:	Overall	Home	Away	Neutral
All games	6-6	3-3	3-3	0-0
Conference	5-3	2-2	3-1	0-0
Non-Conference	1-3	1-1	0-2	0-0

Rushing	gp-gs	att	gain	loss	net	avg	td	lg	avg/g
DRAKE, Tevin	6-3	40	413	8	405	10.1	4	74	67.5
FIELDS, Brian	12-0	56	373	11	362	6.5	3	74	30.2
WINCHESTER, Aaron	11-7	92	300	29	271	2.9	0	12	24.6
CARDER, Alex	12-12	109	417	191	226	2.1	6	21	18.8
CHANCE, Dareyon	10-3	42	201	13	188	4.5	2	41	18.8
SCRIVEN, Antoin	5-2	14	39	0	39	2.8	2	8	7.8
WHITE, Jordan	12-11	3	32	3	29	9.7	0	19	2.4
VANTUBBERGEN, Tyler	8-0	4	22	7	15	3.8	0	13	1.9
O'NEILL, James	11-2	3	11	0	11	3.7	0	5	1.0
POTTER, John	12-0	1	8	0	8	8.0	1	8	0.7
PONDER, Ansel	12-3	4	23	17	6	1.5	0	13	0.5
CANNON, Curtis	1-0	1	5	0	5	5.0	0	5	5.0
BURDI, Drew	12-0	1	5	0	5	5.0	0	5	0.4
ARNHEIM, Robert	12-10	1	0	1	-1	-1.0	0	0	-0.1
WALKER, Dallas	12-1	1	0	2	-2	-2.0	0	0	-0.2
MORRIS, Caleb	2-0	1	0	13	-13	-13.0	0	0	-6.5
ARMER, Ben	12-0	1	0	19	-19	-19.0	0	0	-1.6
TEAM	7-0	11	0	24	-24	-2.2	0	0	-3.4
Total	12	385	1849	338	1511	3.9	18	74	125.9
Opponents	12	461	2336	337	1999	4.3	13	75	166.6

Team Statistics	WMU	OPP
FIRST DOWNS	249	227
Rushing	84	89
Passing	149	120
Penalty	16	18
RUSHING YARDAGE	1511	1999
Rushing Attempts	385	461
Average Per Rush	3.9	4.3
Average Per Game	125.9	166.6
TDs Rushing	18	13
PASSING YARDAGE	3429	2655
Comp-Att-Int	298-475-12	207-353-15
Average Per Pass	7.2	7.5
Average Per Catch	11.5	12.8
Average Per Game	285.8	221.2
TDs Passing	30	20
TOTAL OFFENSE	4940	4654
Average Per Play	5.7	5.7
Average Per Game	411.7	387.8
KICK RETURNS: #-Yards	47-1038	51-944
PUNT RETURNS: #-Yards	24-144	18-175
INT RETURNS: #-Yards	15-111	12-128
FUMBLES-LOST	22-15	23-15
PENALTIES-Yards	69-637	84-720
PUNTS-AVG	58-40.5	63-39.3
TIME OF POSSESSION/Game	28:35	31:04
3RD-DOWN Conversions	73/183	67/179
4TH-DOWN Conversions	17/30	12/26

Passing	gp-gs	effic	comp-att-int	pct	yds	td	lg	avg/g
CARDER, Alex	12-12	140.62	289-458-12	63.1	3334	30	74	277.8
VANTUBBERGEN, Tyler	8-0	130.62	9-13-0	69.2	95	0	41	11.9
BURDI, Drew	12-0	0.00	0-3-0	0.0	0	0	0	0.0
CHANCE, Dareyon	10-3	0.00	0-1-0	0.0	0	0	0	0.0
Total	12	139.17	298-475-12	62.7	3429	30	74	285.8
Opponents	12	132.02	207-353-15	58.6	2655	20	80	221.2

Interceptions	no.	yds	avg	td	lg
TOLER, Lewis	5	29	5.8	1	24
ARMSTRONG, Mario	5	43	8.6	0	32
BERRY, Jamail	2	3	1.5	0	3
BOLES, Travonte	1	1	1.0	1	1
DIXSON, Keith	1	5	5.0	0	5
BUXTON, Raheem	1	30	30.0	0	30

Receiving	gp-gs	no.	yds	avg	td	lg	avg/g
WHITE, Jordan	12-11	94	1378	14.7	10	74	114.8
NUNEZ, Juan	12-11	91	1032	11.3	10	66	86.0
PONDER, Ansel	12-3	28	205	7.3	2	17	17.1
ARNHEIM, Robert	12-10	23	235	10.2	1	23	19.6
WINCHESTER, Aaron	11-7	12	47	3.9	0	13	4.3
HAMMOND, Blake	9-5	9	113	12.6	3	28	12.6
WALKER, Dallas	12-1	9	58	6.4	2	11	4.8
MUSSMAN, Clark	12-1	7	98	14.0	0	23	8.2
FIELDS, Brian	12-0	7	51	7.3	1	11	4.2
SMITH, Trey	9-0	4	48	12.0	0	22	5.3
SCRIVEN, Antoin	5-2	4	33	8.2	0	18	6.6
CHANCE, Dareyon	10-3	4	28	7.0	1	11	2.8
DRAKE, Tevin	6-3	2	48	24.0	0	49	8.0
MURRAY, Jamelle	8-0	2	11	5.5	0	6	1.4
WALLACE, Dervon	12-0	1	41	41.0	0	41	3.4
BURDI, Drew	12-0	1	3	3.0	0	3	0.2
Total	12	298	3429	11.5	30	74	285.8
Opponents	12	207	2655	12.8	20	80	221.2

Punting	no.	yds	avg	lg	tb	fc	i20	50+	blk
ARMER, Ben	57	2349	41.2	65	7	11	17	14	1
TEAM	1	0	0.0	0	0	0	0	0	0

Punt Returns	no.	yds	avg	td	lg
WHITE, Jordan	21	128	6.1	0	22
ARNHEIM, Robert	1	1	1.0	0	1
FIELDS, Brian	1	26	26.0	0	0
CHANCE, Dareyon	1	-11	-11.0	0	0
Total	24	144	6.0	0	22
Opponents	18	175	9.7	0	32

Field Goals	fg	pct.	01-19	20-29	30-39	40-49	50-99	lg	blk
POTTER, John	10-12	83.3	0-0	4-5	4-4	2-3	0-0	42	0

Kick Returns	no.	yds	avg	td	lg
FIELDS, Brian	14	287	20.5	0	42
PONDER, Ansel	14	277	19.8	0	31
WALLACE, Dervon	13	353	27.2	1	91
CHANCE, Dareyon	2	42	21.0	0	25
WINCHESTER, Aaron	2	47	23.5	0	27
WHITE, Jordan	1	19	19.0	0	19
ZAJAC, Mitch	1	13	13.0	0	13
Total	47	1038	22.1	1	91
Opponents	51	944	18.5	1	98

Scoring	td	fg	PAT					dpx	saf	pts
			kick	rush	rcv	pass				
POTTER, John	1	10-12	50-50	-	-	-	-	-	-	86
WHITE, Jordan	10	-	-	-	-	-	-	-	-	60
NUNEZ, Juan	10	-	-	-	-	-	-	-	-	60
CARDER, Alex	6	-	-	-	0-1	-	-	-	-	36
FIELDS, Brian	4	-	-	-	-	-	-	-	-	24
DRAKE, Tevin	4	-	-	-	-	-	-	-	-	24
HAMMOND, Blake	3	-	-	-	-	-	-	-	-	18
CHANCE, Dareyon	3	-	-	-	-	-	-	-	-	18
WALKER, Dallas	2	-	-	-	-	-	-	-	-	12

All Purpose	g	rush	rcv	pr	kr	ir	total	avg/g
WHITE, Jordan	12	29	1378	128	19	0	1554	129.5
NUNEZ, Juan	12	0	1032	0	0	0	1032	86.0
FIELDS, Brian	12	362	51	26	287	0	726	60.5
PONDER, Ansel	12	6	205	0	277	0	488	40.7
DRAKE, Tevin	6	405	48	0	0	0	453	75.5
Total	12	1511	3429	144	1038	111	6233	519.4
Opponents	12	1999	2655	175	944	128	5901	491.8

Total Offense	g	plays	rush	pass	total	avg/g
CARDER, Alex	12	567	226	3334	3560	296.7
DRAKE, Tevin	6	40	405	0	405	67.5
FIELDS, Brian	12	56	362	0	362	30.2



2010 TEAM STATISTICS



Team Statistics	WMU	OPP
SCORING	388	286
Points Per Game	32.3	23.8
FIRST DOWNS	249	227
Rushing	84	89
Passing	149	120
Penalty	16	18
RUSHING YARDAGE	1511	1999
Yards gained rushing	1849	2336
Yards lost rushing	338	337
Rushing Attempts	385	461
Average Per Rush	3.9	4.3
Average Per Game	125.9	166.6
TDs Rushing	18	13
PASSING YARDAGE	3429	2655
Comp-Att-Int	298-475-12	207-353-15
Average Per Pass	7.2	7.5
Average Per Catch	11.5	12.8
Average Per Game	285.8	221.2
TDs Passing	30	20
TOTAL OFFENSE	4940	4654
Total Plays	860	814
Average Per Play	5.7	5.7
Average Per Game	411.7	387.8
KICK RETURNS: #-Yards	47-1038	51-944
PUNT RETURNS: #-Yards	24-144	18-175
INT RETURNS: #-Yards	15-111	12-128
KICK RETURN AVERAGE	22.1	18.5
PUNT RETURN AVERAGE	6.0	9.7
INT RETURN AVERAGE	7.4	10.7
FUMBLES-LOST	22-15	23-15
PENALTIES-Yards	69-637	84-720
Average Per Game	53.1	60.0
PUNTS-Yards	58-2349	63-2479
Average Per Punt	40.5	39.3
Net punt average	35.1	35.2
TIME OF POSSESSION/Game	28:35	31:04
3RD-DOWN Conversions	73/183	67/179
3rd-Down Pct	40%	37%
4TH-DOWN Conversions	17/30	12/26
4th-Down Pct	57%	46%
SACKS BY-Yards	28-180	30-188
MISC YARDS	73	0
TOUCHDOWNS SCORED	51	37
FIELD GOALS-ATTEMPTS	10-12	11-15
ON-SIDE KICKS	0-0	0-0
RED-ZONE SCORES	(41-54) 76%	(28-38) 74%
RED-ZONE TOUCHDOWNS	(34-54) 63%	(18-38) 47%
PAT-ATTEMPTS	(50-50) 100%	(29-35) 83%
ATTENDANCE	85528	206076
Games/Avg Per Game	6/14255	6/34346
Neutral Site Games		0/0

Score by Quarters	1st	2nd	3rd	4th	OT	Total
Western Michigan	92	126	97	73	0	388
Opponents	44	119	60	63	0	286





2010 INDIVIDUAL STATISTICS

Rushing	gp-gs	att	gain	loss	net	avg	td	lg	avg/g
DRAKE, Tevin	6-3	40	413	8	405	10.1	4	74	67.5
FIELDS, Brian	12-0	56	373	11	362	6.5	3	74	30.2
WINCHESTER, Aaron	11-7	92	300	29	271	2.9	0	12	24.6
CARDER, Alex	12-12	109	417	191	226	2.1	6	21	18.8
CHANCE, Dareyon	10-3	42	201	13	188	4.5	2	41	18.8
SCRIVEN, Antoin	5-2	14	39	0	39	2.8	2	8	7.8
WHITE, Jordan	12-11	3	32	3	29	9.7	0	19	2.4
VANTUBBERGEN, Tyle	8-0	4	22	7	15	3.8	0	13	1.9
O'NEILL, James	11-2	3	11	0	11	3.7	0	5	1.0
POTTER, John	12-0	1	8	0	8	8.0	1	8	0.7
PONDER, Ansel	12-3	4	23	17	6	1.5	0	13	0.5
BURDI, Drew	12-0	1	5	0	5	5.0	0	5	0.4
CANNON, Curtis	1-0	1	5	0	5	5.0	0	5	5.0
ARNHEIM, Robert	12-10	1	0	1	-1	-1.0	0	0	-0.1
WALKER, Dallas	12-1	1	0	2	-2	-2.0	0	0	-0.2
MORRIS, Caleb	2-0	1	0	13	-13	-13.0	0	0	-6.5
ARMER, Ben	12-0	1	0	19	-19	-19.0	0	0	-1.6
TEAM	7-0	11	0	24	-24	-2.2	0	0	-3.4
Total	12	385	1849	338	1511	3.9	18	74	125.9
Opponents	12	461	2336	337	1999	4.3	13	75	166.6

Passing	gp-gs	effic	comp-att-int	pct	yds	td	lg	avg/g
CARDER, Alex	12-12	140.62	289-458-12	63.1	3334	30	74	277.8
VANTUBBERGEN, Tyle	8-0	130.62	9-13-0	69.2	95	0	41	11.9
BURDI, Drew	12-0	0.00	0-3-0	0.0	0	0	0	0.0
CHANCE, Dareyon	10-3	0.00	0-1-0	0.0	0	0	0	0.0
Total	12	139.17	298-475-12	62.7	3429	30	74	285.8
Opponents	12	132.02	207-353-15	58.6	2655	20	80	221.2

Receiving	gp-gs	no.	yds	avg	td	lg	avg/g
WHITE, Jordan	12-11	94	1378	14.7	10	74	114.8
NUNEZ, Juan	12-11	91	1032	11.3	10	66	86.0
PONDER, Ansel	12-3	28	205	7.3	2	17	17.1
ARNHEIM, Robert	12-10	23	235	10.2	1	23	19.6
WINCHESTER, Aaron	11-7	12	47	3.9	0	13	4.3
HAMMOND, Blake	9-5	9	113	12.6	3	28	12.6
WALKER, Dallas	12-1	9	58	6.4	2	11	4.8
MUSSMAN, Clark	12-1	7	98	14.0	0	23	8.2
FIELDS, Brian	12-0	7	51	7.3	1	11	4.2
SMITH, Trey	9-0	4	48	12.0	0	22	5.3
SCRIVEN, Antoin	5-2	4	33	8.2	0	18	6.6
CHANCE, Dareyon	10-3	4	28	7.0	1	11	2.8
DRAKE, Tevin	6-3	2	48	24.0	0	49	8.0
MURRAY, Jamelle	8-0	2	11	5.5	0	6	1.4
WALLACE, Dervon	12-0	1	41	41.0	0	41	3.4
BURDI, Drew	12-0	1	3	3.0	0	3	0.2
Total	12	298	3429	11.5	30	74	285.8
Opponents	12	207	2655	12.8	20	80	221.2

Punt Returns	no.	yds	avg	td	lg
WHITE, Jordan	21	128	6.1	0	22
CHANCE, Dareyon	1	-11	-11.0	0	0
FIELDS, Brian	1	26	26.0	0	0
ARNHEIM, Robert	1	1	1.0	0	1
Total	24	144	6.0	0	22
Opponents	18	175	9.7	0	32

Interceptions	no.	yds	avg	td	lg
TOLER, Lewis	5	29	5.8	1	24
ARMSTRONG, Mario	5	43	8.6	0	32
BERRY, Jamail	2	3	1.5	0	3
BOLES, Travonte	1	1	1.0	1	1
DIXSON, Keith	1	5	5.0	0	5
BUXTON, Raheem	1	30	30.0	0	30
Total	15	111	7.4	2	32
Opponents	12	128	10.7	1	30

Kick Returns	no.	yds	avg	td	lg
FIELDS, Brian	14	287	20.5	0	42
PONDER, Ansel	14	277	19.8	0	31
WALLACE, Dervon	13	353	27.2	1	91
WINCHESTER, Aaron	2	47	23.5	0	27
CHANCE, Dareyon	2	42	21.0	0	25
ZAJAC, Mitch	1	13	13.0	0	13
WHITE, Jordan	1	19	19.0	0	19
Total	47	1038	22.1	1	91
Opponents	51	944	18.5	1	98

Fumble Returns	no.	yds	avg	td	lg
TOLER, Lewis	2	5	2.5	0	3
Total	2	5	2.5	0	3
Opponents	5	89	17.8	2	57





2010 DEFENSIVE STATISTICS

##	Defensive Leaders	gp-gs	Tackles				Sacks no-yds	Pass defense			Fumbles		blkd	
			ua	a	tot	tfl/yds		int-yds	brup	qbh	rcv-yds	ff	kick	saf
47	ZAJAC, Mitch	12-12	24	73	97	4.0-26	2.0-22
34	BERRY, Jamail	12-10	30	64	94	9.0-20	1.0-3	2-3	4	3	2-0	3	.	.
33	ARMSTRONG, Mario	12-12	30	48	78	1.0-4	.	5-43	2	.	1-0	1	1	.
24	TOLER, Lewis	12-12	36	23	59	1.5-2	.	5-29	9	.	3-5	.	.	.
1	WIGGINS, Doug	10-8	23	32	55	1.0-1	.	.	2	.	.	2	.	.
99	HAZEL, Paul	12-10	25	21	46	12.0-65	8.0-56	.	.	7	.	1	.	.
42	JONES, Dex	12-8	22	24	46	12.5-46	5.5-28	.	1	2	1-0	1	.	.
92	NOWAK, Drew	12-12	13	29	42	3.5-14	1.0-11	.	1	1	1-0	.	1	.
4	PETTWAY, Demetrius	11-5	13	20	33	1.0-4	1	.	.
35	LEGRIER, Deauntay	10-7	7	25	32	5.0-23	3.0-17	.	.	1
38	PROM, Chris	10-2	9	22	31	4.5-13	0.5-4	.	2
55	BOLES, Travonte	12-11	11	20	31	4.5-11	.	1-1	2
6	SMITH, Damond	7-6	16	13	29	0.5-1	1	.	.
97	BISHOP, Freddie	11-7	10	18	28	6.5-25	4.0-18	.	.	1	.	1	.	.
7	BUXTON, Raheam	8-5	16	9	25	.	.	1-30	2	.	1-0	1	.	.
3	SIMON, Johnnie	12-0	10	15	25	0.5-0	.	.	3	.	1-0	2	.	.
25	ROBERTS, Maurice	7-0	14	10	24	0.5-0
28	DIXSON, Keith	12-2	10	12	22	0.5-1	.	1-5	.	.	1-0	.	.	.
19	PRICE, Josh	11-1	9	11	20	3.5-18	1.0-4	.	2	1
31	HINDS, Scott	12-0	9	6	15	.	.	.	1
17	POTTER, John	12-0	7	5	12	1-0	.	.	.
51	BOZEMAN, Desmond	6-0	5	7	12	0.5-1
40	LARK, Kyle	8-0	2	8	10	1.5-1	1-0	.	.	.
9	WILLIAMS, Tronic	8-1	6	2	8
30	WALLACE, Dervon	12-0	3	5	8
20	FIELDS, Brian	12-0	4	3	7	1	.
90	RICE, John	4-1	1	5	6	1	.	.
27	STEWART, Vernon	8-0	1	5	6
93	DREHER, Paul	5-0	1	5	6
58	SHARP, Andrew	10-0	1	5	6	0.5-6	0.5-6	.	.	1
37	ARMER, Ben	12-0	1	3	4
46	MUSSMAN, Clark	12-1	2	2	4
91	SUEING, Cory	11-0	2	2	4	1.0-6	1.0-6	.	.	1
29	DRAKE, Tevin	6-3	1	2	3	0.5-0
21	SCRIVEN, Antoin	5-2	1	2	3
18	BURDI, Drew	12-0	1	2	3	1-0	.	.	.
1A	MURRAY, Jamelle	8-0	1	2	3
39	ROSS, Waymon	8-0	1	1	2	0.5-5	0.5-5	.	.	.	1-0	.	.	.
14	CARDER, Alex	12-12	2	.	2
83	WHITE, Jordan	12-11	2	.	2
TM	TEAM	7-0	1	.	1	1
81	NUNEZ, Juan	12-11	1	.	1
26	MORRIS, Caleb	2-0	.	1	1
8	PONDER, Ansel	12-3	.	1	1
22	CHANCE, Dareyon	10-3	1	.	1
96	PEIFFER, Weston	8-0	.	1	1
12	ARNHEIM, Robert	12-10	1	.	1
65	SWANSON, Phil	12-12	1	.	1
68	O'NEILL, Dann	10-10	1	.	1
60	MITCHELL, Nick	10-10	1	.	1
Total		12	389	564	953	76-293	28-180	15-111	31	18	15-5	15	3	1
Opponents		12	417	515	932	75-316	30-188	12-128	51	27	15-89	17	1	.





ALL-TIME PRO REGISTER

NATIONAL FOOTBALL LEAGUE (NFL)

Adam Anderson, P ^{U*}	Detroit Lions	2006
Jason Babin, LB/DE ^{P (2010)}	Houston Texans	2004-07
	Seattle Seahawks	2007-08
	Kansas City Chiefs	2008
	Philadelphia Eagles	2009
	Tennessee Titans	2010
EJ Biggers, CB	Tampa Bay Buccaneers	2009-10
James Blair, OG *	Cincinnati Bengals	2008
	Detroit Lions	2009
Ray Bray, OG/DG ^U	Chicago Bears	1939-42, 1946-52
	Green Bay Packers	1952
	Hammond Pros	1926
Charlie Carr, B ^U	New York Jets	1963
Ed Chlebek, QB ^U	Buffalo Bills	1969-71
Jerry Collins, LB ^U	Los Angeles Rams	1991
Terry Crews, LB	San Diego Chargers	1993
	Washington Redskins	1995
Vern Davis, DB ^U	Philadelphia Eagles	1971
Louis Delmas, FS ^{R (2009)}	Detroit Lions +++++	2009-10
London Fryar ^{U*}	Kansas City	2009
	New York Giants	2009
Mark Garalczyk, DT/DE	St. Louis Cardinals	1987
	Phoenix Cardinals	1988
	New York Jets	1988
Gene Hamlin, C ^U	Washington Redskins	1970
	Chicago Bears	1971
	Detroit Lions	1972
	New Orleans Saints	1989-91
Kevin Haverdink, OT	New England Patriots	1994
Steve Hawkins, WR	Indianapolis Colts	2010
Tim Hiller, QB ^{U*}	Green Bay Packers	1993-94
Paul Hutchins, OT	Green Bay Packers	2006-10
Greg Jennings, WR ^{R (2006), P (2010), ALX (Champion)}	Detroit Lions	1987
Jeff Kacmarek, NT ^U	Chicago Bears	1972-73
Roger Lawson, RB	Cincinnati Bengals	1968-69
Dale Livingston, K	Green Bay Packers	1970
	Detroit Lions	1962
John Lomakoski, OT	New York Giants	1967-71
Bob Lurtsema, DT/DE ^{U VII, IX}	Minnesota Vikings +	1972-76
	Seattle Seahawks	1976-77
Art Macioszczyk, FB/LB	Philadelphia Eagles	1944, 1947
	Washington Redskins	1948
Joel (Muleski) Mason OE/DE/DB ^U	Chicago Cardinals	1939
	Green Bay Packers	1942-45
	Detroit Lions	1943-46
Jack Matheson, OE/DE ^U	Chicago Bears	1980
Rocco Moore, OG/OT	New York Jets	2007
Dominic Moran, OL ^{U*}	New York Jets	2000-01
Jake Moreland, TE ^U	Oakland Raiders	1993
John Morton, WR ^{U*}	Cleveland Browns	2001
	Cleveland Browns	2006
Kendrick Mosley, WR ^U	Buffalo Bills	1995
Tom Nütten, OL ^{XXXX (Champion), XXXI}	St. Louis Rams +++	1998-2002, 2004-05
	Miami Dolphins +++	1986-93
John Offerdahl, LB ^{PPP (1987, 1988, 1990)}	Detroit Lions	1987
Mike Prindle, K ^U	Chicago Rockets	1948
John Rapacz, C/LB ^U	Chicago Hornets	1949
	New York Giants	1950-54
Rudy Rosatti, T ^U	Cleveland Indians	1923
	Green Bay Packers	1924-28
Bob Rowe, DT/DE	St. Louis Cardinals	1967-75
Tony Scheffler, TE	Denver Broncos	2006-09
	Detroit Lions	2010
Herman Seborg, G-B ^U	Frankford Yellow Jackets	1930
	Minneapolis Red Jackets	1930
	Frankford Yellow Jackets	1931
Jamarko Simmons, WR ^{U*}	Green Bay Packers	2009
Mike Sivek, DT	St. Louis Cardinals	1970
Joel Smeenge, LB/DE	New Orleans Saints	1990-94
	Jacksonville Jaguars	1995-2000
Warren Smith, G ^U	Green Bay Packers	1921
Tom Toth, OG/OT	Miami Dolphins	1986-89
	San Diego Chargers	1990
Pete Wysocki, LB ^U	Washington Redskins	1975-80

* UDFA that never spent an entire season with a team
^U Undrafted Free Agent
^{VII, IX} played in Super Bowls
^{XXXI, XXXII} played in Super Bowls
^{XXXI} played in Super Bowls
^P Pro Bowl selections
^R NFL Rookie Team

NFL EUROPE LEAGUE (WORLD LEAGUE) (DEFUNCT)

Adam Anderson, P	Hamburg Sea Devils	2005, 2007
Corey Alston, WR/KR	Rhein Fire	2002
Terry Crews, DL	Rhein Fire	1995
Jermaine Lewis, WR	Frankfurt Galaxy	2004
Charles Missant, C	Frankfurt Galaxy	2005-07
John Morton, WR	Frankfurt Galaxy	1997
Tristan Moss, DB	Barcelona Dragons	1998-99
Tom Nütten, OL	Amsterdam Admirals	1998
Ronald Rogers, CB	Scottish Claymores	2003

UNITED STATES FOOTBALL LEAGUE (DEFUNCT)

Allen Hughes, DT	Michigan Panthers	1983-84
Duane Wilson, OT	Oklahoma Outlaws	1984

XFL (DEFUNCT)

Tim Lester, QB	Chicago Enforcers	2001
----------------	-------------------	------

CANADIAN FOOTBALL LEAGUE (CFL)

Allan Boyko, SB	Winnipeg Blue Bombers	1991
	Saskatchewan Roughriders	1991
Bruce Boyko, FB/RB	British Columbia Lions	1998
	Winnipeg Blue Bombers	1990
	Saskatchewan Roughriders	1990-96
Larry Cates, RB	Calgary Stampeders	1974
Lovell Coleman, RB	Calgary Stampeders	1960-67
	Ottawa Rough Riders	1968
	British Columbia Lions	1969-70
	Calgary Stampeders	2007
Ryan Cubit, QB	Saskatchewan Roughriders	1999
Bobby Desrosiers, SB	Saskatchewan Roughriders	1963
Chuck Gullickson, OG/LB	Montreal Alouettes	1997-04
Bruno Heppell, FB	Calgary Stampeders	1982
Allen Hughes, DL	Calgary Stampeders	2009
Fernand Kashama, FB	Hamilton Tiger-Cats	1989
Tony Kimbrough, QB	Ottawa Rough Riders	1989-91
	British Columbia Lions	1991-92
	Hamilton Tiger-Cats	1997
Tony Knox, WR	Hamilton Tiger-Cats	2001-2003
Paul Lambert, OT	Montreal Alouettes	2004-09
	Toronto Argonauts	1963
Francis (Butch) LaRoue, OT	Calgary Stampeders	1998-99
Tarrence McEvans, DB	Toronto Argonauts	1995
John Morton, WR	Saskatchewan Roughriders	1998
Tristan Moss, DB	Hamilton Tiger-Cats	1997
Tom Nütten, OL	Saskatchewan Roughriders	1993
Mark Ricks, CB	Ottawa Renegades	2005
Ronald "Bo" Rogers, CB	Saskatchewan Roughriders	2003
Robert Sanford, RB	Ottawa Roughriders	1962-63
Mike Snodgrass, C	Hamilton Tiger-Cats	2009
Desman Stephen, DB	Saskatchewan Roughriders	2011
Brandon West, RB	Hamilton Tiger-Cats	1971
Pete Wysocki, LB	Toronto Argonauts	1972
	Saskatchewan Roughriders	1973-74

ARENA FOOTBALL LEAGUE (AFL) (NOT IN OPERATION IN 2009)

Chris Browning, FB/LB	Chicago Rush	2004
	New Orleans VooDoo	2004-05
	Columbus Destroyers	2006
	Grand Rapids Rampage	2004-06
Josh Bush, WR/DB	Columbus Destroyers	2007
	Dallas Desperados	2008
	New Orleans VooDoo	2004
	Grand Rapids Rampage	2001
Mario Evans, FB/LB	New Jersey Gladiators	2001
Dan Falcon, OL/DL	Detroit Fury	2001
Colin Greczek, OL/DL	Carolina Cobras	2002
	Orlando Predators	2003
	Chicago Rush	2004-05
	Albany Firebirds	1998-2000
	Tampa Bay Storm	2001
	Orlando Predators	2002
	New Jersey Red Dogs	1997
	New York CityHawks	1998
	Buffalo Destroyers	2002-03
	Charlotte Rage	1993-94
	San Jose SaberCats	1995-96
	Buffalo Destroyers	1999
	Grand Rapids Rampage	1999-2000
	New Jersey Gladiators	2001
Jermaine Lewis, WR/LB	Nashville Kats	2005
	Grand Rapids Rampage	2006-08
Jay McDonagh, QB	Buffalo Destroyers	1999
	New Jersey Gladiators	2002
	Las Vegas Gladiators	2003
	Grand Rapids Rampage	2000-01
	Chicago Rush	2002
	Milwaukee Mustangs	2001
	Albany Firebirds	1997
	St. Louis Stampede	1996
	Nashville Kats	1997
	Portland Forest Dragons	1998-99
	Oklahoma Wranglers	2000
	Los Angeles Avengers	2001-02
	Grand Rapids Rampage	2003-04
	Milwaukee Mustangs	1999-01
	San Jose SaberCats	2002
	Grand Rapids Rampage	2003
	Las Vegas Gladiators	2003
	Orlando Predators	2004
	Tampa Bay Storm	2007
	Detroit Fury	2002
	Jacksonville Sharks	2011
	Nashville Kats	1997-98
	Grand Rapids Rampage	2003-04
Sean Riley, WR/DB	Macon Knights	2002-03
	Memphis Explorers	2005-06

ARENA FOOTBALL LEAGUE2 (AFL2)

Mario Evans, FB/LB	Macon Knights	2002-03
Tyronne Walker, WR/DB	Memphis Explorers	2005-06

UNITED INDOOR FOOTBALL (UIF)

Jonathan Jones, DE	Peoria Rough Riders	2004-06
Nate Meyer, K	Evansville BlueCats	2007

CONTINENTAL INDOOR FOOTBALL LEAGUE (CIFL)

Anthony Allsbury, DL	Kalamazoo Explosion (Defunct)	2007
Bryan Lape, LB	Kalamazoo Explosion (Defunct)	2007
Chris Montgomery, OL	Kalamazoo Explosion (Defunct)	2007
Brad Seilent, K	Kalamazoo Explosion (Defunct)	2007-08
Chris Sheftic, LB	Kalamazoo Explosion (Defunct)	2008

This list was compiled from team and league web sites. Please forward any corrections or omissions to the WMU Athletic Media Relations Office at 269-387-4125.





NFL DRAFT

Year	Player	Rd	Overall	Team
1939	Ray Bray, DG/OG	7th	66	Chicago Bears
1943	Art Macioszczyk, B	25th	252	Philadelphia Eagles
1943	Bill Yambrick, C	24th	247	Pittsburgh Steelers
1945	Ben Wall, B	24th	269	Washington Redskins
1950	Charley Schoolmaster, C	18th	223	Baltimore Colts
1960	Lovell Coleman, HB	17th	199	Cleveland Browns
1962	John Lomakoski, OT	4th	—	Detroit Lions
1962	Mike Snodgrass, C	20th	—	Green Bay Packers
1963	Pat Emerick, G	6th	—	San Francisco 49ers
1963	Allen Schau, E	11th	—	Washington Redskins
1964	Larry Bartolemeolli, OT	17th	—	Cleveland Browns
1967	Bob Rowe, DE	2nd	43	St. Louis Cardinals
1967	Torre Ossmo, OT	10th	251	San Diego Chargers
1968	Dale Livingston, K	3rd	83	Cincinnati Bengals
1970	Mike Siwek, DT	11th	267	St. Louis Cardinals
1971	Greg Flaska, DE	17th	422	New York Jets
1972	Bill Slater, DE	7th	181	Minnesota Vikings
1972	Dennis Sweeney, DE	11th	274	Philadelphia Eagles
1972	Roger Lawson, RB	15th	377	Chicago Bears
1972	Vern Brown, Sr., DB	17th	441	Miami Dolphins
1973	Bernard Thomas, DE	12th	295	Baltimore Colts
1973	Keith Pretty, TE	16th	411	Green Bay Packers
1974	Larry Cates, DB	15th	390	Miami Dolphins
1977	Rocco Moore, OT	11th	283	Philadelphia Eagles
1982	Allen Hughes, DT	12th	320	Pittsburgh Steelers
1985	Tom Toth, OT	4th	102	New England Patriots
1986	John Offerdahl, LB	2nd	52	Miami Dolphins
1987	Mark Garalczyk, DT	6th	146	St. Louis Cardinals
1989	Kevin Haverdink, OT	5th	133	New Orleans Saints
1990	Joel Smeenge, DE	3rd	71	New Orleans Saints
1991	Terry Crews, LB	11th	281	Los Angeles Rams
1993	Paul Hutchins, OT	6th	152	Green Bay Packers
1994	Steve Hawkins, DB	6th	166	New England Patriots
1995	Tom Nütten, OT	7th	221	Buffalo Bills
2004	Jason Babin, DE	1st	27	Houston Texans
2006	Greg Jennings, WR	2nd	52	Green Bay Packers
2006	Tony Scheffler, TE	2nd	61	Denver Broncos
2009	Louis Delmas, FS	2nd	33	Detroit Lions
2009	EJ Biggers, CB	7th	217	Tampa Bay Buccaneers

Year	Player	Rd	Overall	Team
1989	Kevin Haverdink, OT	5th	133	New Orleans Saints

Sixth Round

Year	Player	Rd	Overall	Team
1963	Pat Emerick, G	6th	—	San Francisco 49ers
1987	Mark Garalczyk, DT	6th	146	St. Louis Cardinals
1993	Paul Hutchins, OT	6th	152	Green Bay Packers
1994	Steve Hawkins, DB	6th	166	New England Patriots

Seventh Round

Year	Player	Rd	Overall	Team
1939	Ray Bray, DG/OG	7th	66	Chicago Bears
1972	Bill Slater, DE	7th	181	Minnesota Vikings
1995	Tom Nütten, OT	7th	221	Buffalo Bills
2009	EJ Biggers, CB	7th	217	Tampa Bay Buccaneers

Past Eighth Round (or later)

Year	Player	Rd	Overall	Team
1967	Torre Ossmo, OT	10th	251	San Diego Chargers
1963	Allen Schau, E	11th	—	Washington Redskins
1970	Mike Siwek, DT	11th	267	St. Louis Cardinals
1977	Rocco Moore, OT	11th	283	Philadelphia Eagles
1991	Terry Crews, LB	11th	281	Los Angeles Rams
1972	Dennis Sweeney, DE	11th	274	Philadelphia Eagles
1982	Allen Hughes, DT	12th	320	Pittsburgh Steelers
1973	Bernard Thomas, DE	12th	295	Baltimore Colts
1972	Roger Lawson, RB	15th	377	Chicago Bears
1974	Larry Cates, DB	15th	390	Miami Dolphins
1973	Keith Pretty, TE	16th	411	Green Bay Packers
1960	Lovell Coleman, HB	17th	199	Cleveland Browns
1964	Larry Bartolemeolli, OT	17th	—	Cleveland Browns
1971	Greg Flaska, DE	17th	422	New York Jets
1972	Vern Brown, Sr., DB	17th	441	Miami Dolphins
1962	Mike Snodgrass, C	20th	—	Green Bay Packers
1950	Charley Schoolmaster, C	18th	223	Baltimore Colts
1945	Ben Wall, B	24th	269	Washington Redskins
1943	Bill Yambrick, C	24th	247	Pittsburgh Steelers
1943	Art Macioszczyk, B	25th	252	Philadelphia Eagles

NFL DRAFT BY ROUND

First Round

Year	Player	Rd	Overall	Team
2004	Jason Babin, DE	1st	27	Houston Texans

Second Round

Year	Player	Rd	Overall	Team
1967	Bob Rowe, DE	2nd	43	St. Louis Cardinals
1986	John Offerdahl, LB	2nd	52	Miami Dolphins
2006	Greg Jennings, WR	2nd	52	Green Bay Packers
2006	Tony Scheffler, TE	2nd	61	Denver Broncos
2009	Louis Delmas, FS	2nd	33	Detroit Lions

Third Round

Year	Player	Rd	Overall	Team
1968	Dale Livingston, K	3rd	83	Cincinnati Bengals
1990	Joel Smeenge, DE	3rd	71	New Orleans Saints

Fourth Round

Year	Player	Rd	Overall	Team
1962	John Lomakoski, OT	4th	—	Detroit Lions
1985	Tom Toth, OT	4th	102	New England Patriots

AFL DRAFT

Year	Player	Rd	Overall	Team
1962	Lovell Coleman, HB	—	—	Denver Broncos
1962	John Lomakoski, OT	8th	—	New York Titans
1963	Pat Emerick, G	6th	—	San Diego Chargers
1964	Larry Bartolemeolli, OT	24th	—	Boston Patriots
1965	Troy Allen, DB	20th	—	New York Jets





ALL-AMERICANS

- 1958 Clarence Cheatham, off. tackle
(Williamson)
- 1959 Lovell Coleman, fullback
(Williamson)
- 1961 John Lomakoski, Tackle ^
(Associated Press, third team)
- 1966 Bob Rowe, defensive tackle
(Associated Press, second team)
- 1972 Larry Ulmer, guard
(Associated Press, third team)
- 1976 Jerome Persell, tailback
(Associated Press, third team)
- 1977 Jerome Persell, tailback
(Associated Press, third team)
- 1982 Matt Meares, center
(Football Coaches, I-AA first team)
- 1984 John Offerdahl, linebacker
(Associated Press, third team)
- 1985 John Offerdahl, linebacker
(Associated Press, second team)
(NEA, second team)
- 1988 Kevin Haverdink, off. tackle
(Associated Press, third team)
- 2002 Jason Babin, defensive end
(The Sporting News, fourth team)
- 2003 Jason Babin, defensive end
(The Sporting News, second team)
- 2005 Greg Jennings, Wide Receiver
(Associated Press, third team)
(Sports Illustrated, second team)
(CollegeFootballNews.com, third team)
- 2005 Tony Scheffler
(CollegeFootballNews.com,
honorable mention)*
- 2006 Ameer Ismail
(Associated Press, second team)
- 2008 Louis Delmas
(Phil Steele, fourth team)
Jamarko Simmons
(Sports Illustrated, honorable mention)
(Phil Steele, third team)

* On-line All-America teams were not recognized after 2005
^ Member of Associated Press Little All-America Team

POSTSEASON ALL-STAR GAMES

- All-American Bowl**
- 1962 Ed Chlebek, QB
- 2001 Steve Neal, WR
- Robert Sanford, RB
- 2004 Jason Babin, DE*
- 2008 James Blair, OT
- Blue-Gray**
- 1968 Gene Hamlin, C
- 1988 Kevin Haverdink, OT
- 1992 Paul Hutchins, OT
- 1993 Steve Hawkins, S
- 1999 Charlie Knapp, OT
- Tim Lester, QB
- 2003 Jason Babin, DE*
- Las Vegas All-American Classic**
- 2005 Eugene Childs, CB/WR
- 2006 Greg Jennings, WR*
- 2007 Ameer Ismail, LB*
- North-South Shrine**
- 1967 Dale Livingston, K
- Paradise Bowl**
- 2003 Jermaine Lewis, WR
- Mobolaji Afariogun, TE*
- Senior Bowl**
- 1961 Jon Lomakoski, OT
- 1985 John Offerdahl, LB
- 1986 Mark Garalczyk, DT
- 1988 Kevin Haverdink, OT
- 1989 Joel Smeenge, DE
- 2004 Jason Babin, DE*
- 2009 Louis Delmas, FS
- Texas vs. The Nation Challenge**
- 2008 James Blair, OT
- 2009 Londen Fryar, CB
- 2009 Branden Ledbetter, TE
- 2009 Jamarko Simmons, WR *
- 2010 Tim Hiller, QB
- * invited, did not play
- College All-Star Game**
- 1967 Bob Rowe, DT
- East-West Shrine**
- 1966 Bob Rowe, DT
- 1969 Mike Siwek, DT
- 1986 John Offerdahl, LB
- 1987 Mark Garalczyk, DT
- 1995 Tom Nütten, OT
- 2004 Jason Babin, DE
- 2006 Greg Jennings, WR
- Tyco Gridiron Classic**
- The Villages Gridiron Classic**
- 2000 Tim Lester, QB
- 2001 Robert Sanford, RB*
- 2003 Mobolaji Afariogun, TE
- 2004 Kendrick Mosley, WR
- Hula Bowl**
- 1992 Paul Hutchins, OT
- 1994 Tom Nütten, OT

RECOGNITION AWARDS

- 2009 Tim Hiller - Wuerffel Trophy
- 2009 Tim Hiller - National Scholar Athlete
(National Football Foundation)





SPECIALTY AWARDS

VERN SMITH AWARD – MAC MVP

- 1988 Tony Kimbrough, QB
- 2000 Robert Sanford, RB
- 2005 Greg Jennings, WR

OFFENSIVE PLAYER OF THE YEAR

- 1976 Jerome Persell, RB
- 1977 Jerome Persell, RB
- 1978 Jerome Persell, RB
- 1988 Tony Kimbrough, QB
- 2000 Robert Sanford, RB
- 2005 Greg Jennings, WR

DEFENSIVE PLAYER OF THE YEAR

- 1985 John Offerdahl, LB
- 1986 Mark Garalczyk, DT
- 1990 Sean Mulhearn, LB
- 2002 Jason Babin, DE
- 2003 Jason Babin, DE
- 2006 Ameer Ismail, LB

LINEMAN OF THE YEAR

- 1965 Bob Rowe, OL
- 1966 Bob Rowe, OL

SPECIAL TEAMS PLAYER OF THE YEAR

- 1998 Brad Selent, K

FRESHMAN OF THE YEAR

- 1983 Kelly Spielmaker, TE
- 1989 Brad Tayles, QB
- 1996 Tim Lester, QB
- 1997 Robert Sanford, RB
- 2005 Tim Hiller, QB

COACH OF THE YEAR

- 1966 Bill Doolittle
- 1976 Elliot Uzelac
- 1988 Al Molde
- 2000 Gary Darnell
- 2005 Bill Cubit

ALL-TIME ALL-MAC

FIRST TEAM

- Chuck Schoolmaster, C, 1948-49
- Pat Clysdale, E, 1949
- Floyd Stollsteimer, DB, 1951-52
- Tom Morris, DB, 1951
- Lovell Coleman, HB, 1958
- John Lomakoski, OT, 1960
- Dennis Holland, E, 1961
- Ed Chlebek, QB, 1961
- Chuck Liedtke, OG, 1963
- Ken Moon, DE, 1964
- Marty Barski, DB, 1965
- Bob Rowe, DT, 1966
- Dale Livingston, K, 1966-67
- Gene Hamlin, C, 1967
- Jerry Collins, DE, 1967-68
- Dave Hudson, DB, 1967-68
- Mike Siwek, DT, 1969
- Keith Volk, OG, 1969
- Greg Flaska, TE, 1970
- Roger Lawson, FB, 1970
- Tom Elias, LB, 1970-71
- Vern Davis, S, 1970
- Bill Slater, DE, 1971
- Bernard Thomas, DT, 1971-72
- Larry Ulmer, OG, 1971-72
- Larry Cates, HB, 1971-72
- Fred Hicks, C, 1972
- Dan Arbour, DE, 1972
- Ron Karlis, S, 1972
- Dominic Riggio, LB, 1972-73
- Mike Carter, DB, 1973
- Dave Gapinski, DB, 1976
- Rocco Moore, OT, 1976
- Mike Sitko, C, 1976
- Jerome Persell, TB, 1976-77-78
- Dave Bordine, OG, 1978
- Pat Humes, DB, 1978
- Eric Manns, LB, 1978-79
- Mark Lootens, OG, 1979
- Matt Murphy, DT, 1979
- Bobby Howard, FB, 1979-80
- Bud Sitko, OT, 1980
- Jim Hinkle, DE, 1980
- Allen Hughes, DT, 1980-81
- George Bullock, DB, 1980
- Alton Laupp, P, 1980
- Bob Phillips, SE, 1981-82
- Matt Meares, C, 1981-82
- Duane Wilson, OT, 1982
- Mark Kujaczski, DB, 1982
- Shawn Faulkner, TB, 1983
- John Offerdahl, LB, 1983-84-85
- Tom Toth, OT, 1984
- Mark Garalczyk, DT, 1985-86
- Ken Luckett, S, 1985
- Jamie Hence, SE, 1987
- Joel Smeenge, OLB, 1987-88-89
- Robert Oliver, WR, 1988
- Kevin Haverdink, OT, 1988
- Tony Kimbrough, QB, 1988
- Eric Hoffman, LB, 1988
- Willie Berrios, S, 1988
- Scott Thomas, OT, 1990
- Corey Sylve, RB, 1990
- Sean Mulhearn, LB, 1990
- Paul Hutchins, OT, 1991-92
- Mark Ricks, CB, 1992
- Steve Hawkins, S, 1993
- Pierre Hixon, CB, 1993
- Dion Powell, DT, 1993-94-95
- Peter Tuffo, LB, 1993-94
- Tom Nutten, OT, 1994
- Andre Wallace, FL, 1994
- Tony Knox, SE, 1995-96
- Andre Vaughn, LB, 1995
- Tristan Moss, CB, 1995
- Dan Falcon, DL, 1998
- Jake Moreland, TE, 1998
- Steve Neal, WR, 1998-99-00
- Brad Selent, K, 1998
- Scott Niles, LB, 1999
- Mobolaji Afariogun, TE, 2000-02
- Anthony Alsbury, DE, 2000-01
- Paul Lambert, OT, 2000
- Robert Sanford, RB, 2000

- Garrett Soldano, LB, 2000
- Ronald Rogers, CB, 2001
- Jason Babin, DE, 2002-03
- Chris Browning, DE, 2002
- Adam Anderson, P, 2003
- Greg Jennings, WR, 2004-05
- Tony Scheffler, TE, 2004-05
- Ameer Ismail, LB, 2005
- Londen Fryar, DB, 2006-07
- Ameer Ismail, LB, 2006
- James Blair, OT, 2007
- Jamarko Simmons, WR, 2007-08
- Louis Delmas, FS, 2008
- Austin Pritchard, LB, 2008
- Jordan White, WR, 2010
- Juan Nunez, WR, 2010

SECOND TEAM

- James Walker, OT, 1954-55
- Jerry Ganzel, QB, 1954
- Lovell Coleman, HB, 1957
- Bill Watkinson, OT, 1958
- Henry Mugg, E, 1959
- John Lomakoski, OT, 1961
- Pat Emerick, OG, 1961-62
- Bob White, FB, 1961
- Allen Schau, E, 1962
- Francis LeRoue, OT, 1962
- Mike Maul, C, 1962
- Roger Theder, QB, 1962
- Troy Allen, QB, 1963
- Gary Crain, E, 1966
- Torre Ossmo, OT, 1966
- Gene Hamlin, E, 1966
- Tim Majerle, FB, 1966-67
- Dan Sopha, MG, 1966
- Dave Hudson, DHB, 1966
- Pete Mitchell, OG, 1967
- Gary Rowe, DHB, 1967
- Mike Siwek, DT, 1968
- Jim Rutledge, OT, 1968
- Ken Woodside, HB, 1968
- Pete Wysocki, LB, 1968
- Paul Minnis, OG, 1968-69
- Greg Flaska, TE, 1969
- Al Bush, C, 1969
- Larry Ulmer, OG, 1970
- Bill Slater, DE, 1970
- Greg Igaz, LB, 1970-71
- Vern Brown, DHB, 1970
- Ron Karlis, S, 1971
- Keith Pretty, TE, 1971
- Bob Pokorny, OT, 1971
- Dave Hallabrin, FL, 1971
- Dan Arbour, DE, 1973
- George Bennett, LB, 1973
- Jim Bollweg, DT, 1973
- Greg Cowser, TE, 1974
- Mike Fenbert, OT, 1974
- Dan Matthews, RB, 1974
- Dave Gapinski, DHB, 1975
- Dennis Dilley, TE, 1976
- Howard Nevins, LB, 1976
- Mike Ribecky, OT, 1976
- Donny Leigh, OG, 1977
- Bob Compton, DE, 1978
- Bobby Howard, FB, 1978
- Matt Murphy, DT, 1978
- Tom Henry, TE, 1979
- Pat Humes, DHB, 1979
- Craig Morrow, TB, 1980
- John Fielder, TE, 1981
- Tom George, QB, 1981
- Glen Jenkins, MG, 1981
- Shawn Faulkner, TB, 1982
- Jim Mota, OLB, 1982
- Randy Blackmore, SS, 1982
- Mike Prindle, K, 1982
- Mike Prough, OT, 1983
- Parris Boyer, OLB, 1983
- Mike Gary, FS, 1983
- Cliff Reed, FL, 1984
- Ken Luckett, DB, 1984
- Paul Sorce, WR, 1985
- Lewis Howard, RB, 1985
- Roy Swaope, OLB, 1985
- Denny Robinson, S, 1985
- Kelly Spielmaker, TE, 1986
- Jim Kramer, DT, 1986
- Jim Klapthor, P, 1986
- Eric Hoffman, LB, 1987
- Paul Agema, WR, 1988-90
- Robert Davis, RB, 1988
- Doug Kraus, DT, 1988
- Allan Boyko, SE, 1989-90
- Terry Crews, DE, 1989
- Don Eastman, OG, 1990
- Paul Hutchins, OT, 1990
- Brad Tayles, QB, 1990-92
- Todd Rawsthorne, P, 1990
- Greg Kelley, LB, 1991
- Paul Johnson, DT, 1991
- Corey Sylve, RB, 1991
- Dave Van Dale, OG, 1991-92
- Michael Coleman, TE, 1992
- Dave Cutlip, DE, 1992
- Scott Fleming, OT, 1992
- Ulric King, SE, 1992
- Carl Lopez, OLB, 1992
- Jason Biddle, OT, 1993
- Kevin Knope, K, 1994
- Tony Tiefenbach, DE, 1994
- Jim Vackaro, TB, 1994-95
- Dean Polce, OLB, 1994-95
- Joe Lewandowski, OT, 1995-96-97
- Jay McDonagh, QB, 1995
- Chris Rawson, DT, 1995
- Rick Lucas, OLB, 1995
- Ryan Bauer, DE, 1997
- Dan Falcon, DT, 1997
- Robert Sanford, FB, 1997-99
- Darnell Fields, RB, 1998
- Charlie Knapp, OL, 1998-99
- Tim Lester, QB, 1998-99
- Jake Moreland, TE, 1999
- Chris Browning, DE, 2000
- Mario Evans, LB, 2000
- Colin Greczek, C, 2000
- Jermaine Lewis, SS, 2000-01
- Terrence Moore, LB, 2000
- Ronald Rogers, CB, 2000
- Brad Selent, K, 2000
- Mobolaji Afariogun, TE, 2001
- Jason Babin, DE, 2001
- Josh Bush, WR, 2001
- Greg Jennings, WR, 2003
- Jack Gitler, DE, 2003
- Adam Anderson, P, 2004
- Louis Delmas, CB, 2005, 2007
- Trovon Riley, RB, 2005
- Mark Bonds, RB, 2006
- Branden Ledbetter, TE, 2006, 2008
- Dominic Moran, OL, 2006
- Zach Davidson, DE, 2007-08
- Boston McCormell, LB, 2007
- Brandon West, RB/KR, 2007
- EJ Biggers, CB, 2008
- Londen Fryar, CB, 2008
- Brandon West, RB 2009
- Anthony Parker, 2009
- Austin Pritchard, 2009

THIRD TEAM

- Robbie Krutilla, C, 2007
- Branden Ledbetter, TE, 2007
- Tim Hiller, QB, 2008
- Boston McCormell, LB, 2008
- Juan Nunez, WR, 2008-09
- Phil Swanson, OL, 2008
- Brandon West, RB, 2008
- Ben Armer, P, 2009
- Robert Arnheim, WR, 2009
- Tim Hiller, QB, 2009
- Alex Carder, QB, 2010
- Jamail Berry, DB, 2010
- Paul Hazel, DL, 2010
- John Potter, K, 2010





ACADEMIC ALL-MAC

Marty Barski, DB, 1965
 Dennis Bridges, OT, 1965-67
 Marty Barski, DB, 1966-67
 Glenn Cherup, DE, 1966-67
 Paul Minnis, OT, 1967
 Keith Volk, OG/DE, 1967-68-69
 Jon Bull, OT, 1968-70
 Jim Pritchett, OT, 1968
 Al Bush, Jr., C, 1968-69
 Edd Snyder, DB, 1968
 Lee Thompson, DE, 1969
 Steve Swineheart, DB, 1970
 Bob Gavinski, DE, 1971-72
 Larry Ulmer, OG, 1971-72
 Pete Aseritis, DT, 1971
 Dale Wendell, DB, 1971
 Larry Cates, HB, 1972
 Dan Arbour, DE, 1972-73
 Jack Reinelt, OG, 1974
 Mark Lundell, DE, 1974
 Tom Baetens, DT, 1974
 Dave Corning, LB, 1975-76
 Dave Gapinski, DHB, 1975
 Jay Mumford, DHB, 1975
 Tom Henry, TE, 1979
 Alton Laupp, K, 1979
 John Fielder, TE, 1980-81
 Les Garrett, LB, 1980-81
 Matt Meares, C, 1981-82
 Mike Gary, DB, 1981-82-83
 Keith Byard, DB, 1985
 Chad Hopkins, RB, 1986
 John Creek, K, 1986-87-88
 Trevor Blicke, LB, 1986
 Dan Cunningham, DB, 1986
 Jamie Hence, WR, 1988
 Sean Mulhearn, LB, 1988-89-90
 Jeff Lujan, LB, 1992
 Dave Cutlip, DE, 1992
 Rich Kaiser, DE, 1993-94-95
 Derek Lott, FB, 1993
 Dean Polce, OLB, 1993-94-95
 Andrew Schorfhaar, QB, 1993-94
 Tony Tiefenbach, DE, 1993-94
 Stewart Masi, OG, 1994
 Joe Lewandowski, OT, 1996-97
 Bill Chopp, OLB, 1997-98
 Tim Lester, QB, 1997-98
 Scott Niles, LB, 1997-98
 Mike Hutchings, WR, 1998

Jason Cavanaugh, OT, 1998
 Jared Pike, OLB, 1998
 William Henagan, FB, 1998
 Mark Dragoo, P, 1998
 Frank Bosworth, TE, 1998
 Jason Feldpausch, WS, 2002-03
 Jake Gasaway, C, 2002
 Jon Drach, QB, 2003
 Kyle Ras, OG, 2003
 Mark Hardy, WS, 2004
 Nate Meyer, K, 2004
 Tony Scheffler, TE, 2004
 Brett Stewart, FS, 2004
 Tony Scheffler, TE, 2005
 Anthony Gebhart, DB, 2006-07
 Nate Meyer, K, 2006
 Dominic Moran, OL, 2006
 Dustin Duco, LB, 2007
 Tim Hiller, QB, 2007-09
 Phillip Swanson, 2007-10
 Ben Arner, 2009-10
 John Potter, 2009-10
 Alex Carder, 2010

Note: The MAC All-Academic Team was discontinued in 1999 and replaced with the MAC Honor Roll in 2000-01, which recognized letterwinners with cumulative grade-point averages above 3.00. In 2001, players on the Honor Roll with a 3.25 GPA and 50 percent participation in competition were named to the All-MAC Academic Team. Those WMU players were Adam Anderson, Jon Drach, Blair Eklund, Jason Feldpausch and Jake Gasaway. For the 2002 season, the MAC returned to selecting traditional all-academic teams as those listed above.

ACADEMIC ALL-DISTRICT

1981 Les Garrett, LB
 Matt Meares, C
 1982 Mike Gary, DB
 1983 Mike Gary, DB
 1987 Arthell Woods, DB
 1990 Sean Mulhearn, LB
 1993 Rich Kaiser, DE
 1994 Rich Kaiser, DE
 Dean Polce, OLB
 Tony Tiefenbach, DE
 1995 Rich Kaiser, DE
 Dean Polce, LB
 1997 William Henagan, FB
 Scott Niles, LB
 1998 Frank Bosworth, TE
 Mike Hutchings, WR
 Tim Lester, QB
 Scott Niles, LB
 1999 Tim Lester, QB
 2000 Frank Bosworth, TE

2002 Jason Feldpausch, WS
 2003 Jason Feldpausch, WS
 2004 Mark Hardy, WS
 Tony Scheffler, TE
 2005 Tony Scheffler, TE
 2006 Anthony Gebhart, DB
 2007 Anthony Gebhart, DB
 2008 Tim Hiller, QB
 2008 Phil Swanson, OL
 2009 Tim Hiller, QB
 2009 Phillip Swanson, OL
 2010 Phillip Swanson, OL

Note: All-district voting is conducted through the College Sports Information Directors Association (CoSIDA). During its existence, it has been sponsored by Verizon and is now sponsored by ESPN the Magazine.

WMU ATHLETIC HALL OF FAME

Rolla Anderson, 1982
 Sam Bishop, 1974
 Ray Bray, 1975
 Tom Briscoe, 1988
 Al Bush, 1986
 Ed Chlebek, 1994
 Pat Clysdale, 1989
 "Hap" Coleman, 1974
 Lovell Coleman, 1995
 Bill Doolittle, 1996
 Sam Dunlap, 1973
 Mark Garalczyk, 2010
 "Mike" Gary, 1978
 John Gill, 1973*
 Art Gillespie, 1988
 Kevin Haverdink, 2004
 Jamie Hence, 2000
 Guy Houston, 1983
 Joe Hoy, 1985
 Oscar Johnson, 1976
 Len Johnston, 1990
 Tony Kimbrough, 2001
 Dave Kribs, 1978
 Tim Lester, 2011

Dale Livingston, 2007
 Ray Louthen, 1989
 Jim McKinley, 1992
 John Miller, 1983
 Rudy Miller, 1974
 Al Molde, 2008
 "Tubby" Myers, 1979
 Tom Nütten, 2009
 John Offerdahl, 1996
 Walt Olsen, 1975
 Jerome Persell, 1999
 Harry Potter, 1979
 Leo Redmond, 1975
 Dominic Riggio, 2006
 Bob Rowe, 1977
 Ed Salter, 1976
 Frank Secory, 1979
 Joel Smeenge, 2003
 Jack Striedel, 1980
 Larry Ulmer, 2005
 Pete Wysocki, 1993
 Bill Yambrick, 1984

*1994 MAC Hall of Fame inductee

NCAA POST-GRAD SCHOLARSHIP

1967 Marty Barski, SE
 1970 Jon Bull, OT

ACADEMIC ALL-AMERICA

1970 Jon Bull, tackle
 (first team)
 1973 Dan Arbour, defensive end
 (second team)
 1981 Les Garrett, linebacker
 (second team)
 1994 Rich Kaiser, defensive end **
 (first team)
 1995 Rich Kaiser, defensive end **
 (first team)
 1998 Mike Hutchings, wide receiver
 (first team)
 2007 Anthony Gebhart, safety
 (first team)
 2008 Phil Swanson, offensive guard **
 (second team)
 2009 Tim Hiller, quarterback
 (second team)
 2010 Phillip Swanson, offensive guard **
 (second team)

** two-time Academic All-America



TEAM AWARDS



WMU MOST OUTSTANDING

1939	Dave Kribs, HB	1976	Jerome Persell, TB
1940	Horace Coleman, HB	1977	Jerome Persell, TB
1941	Horace Coleman, HB	1978	Jerome Persell, TB
1942	Bill Yambrick, C	1979	Matt Murphy, DT
1943	August Camarata, FB	1980	George Bullock, DHB
1944	Glenn Rodney, OT	1981	Bob Phillips, SE
1945	Ned Stuits, OT	1982	Mark Kujacznski, DHB
1946	Allen Bush, HB	1983	Shawn Faulkner, TB
1947	Emerson Grossman, OG	1984	John Offerdahl, LB
1948	Hilton Foster, QB	1985	John Offerdahl, LB
1949	George Dunn, S	1986	Mark Garalczyk, DT
1950	Bill Zabonick, E	1987	Eric Hoffman, LB
1951	Ron Gow, OG	1988	Tony Kimbrough, QB
1952	Willard Brown, HB	1989	Joel Smeenge, DE
1953	Leslie Koster, OT	1990	Sean Mulhearn, LB
1954	Jack Kelder, OT	1991	Greg Kelley, LB
1955	Charles Nidiffer, FB	1992	Paul Hutchins, OT
1956	John Berryman, E-T	1993	Jay McDonagh, QB
1957	Joe Grigg, E	1994	Jay McDonagh, QB
1958	Lovell Coleman, FB	1995	Jay McDonagh, QB
1959	Clarence Cheatham, OG		Jim Vackaro, HB
1960	Jim Habel, OT	1996	Tony Knox, WR
1961	Ed Chlebek, QB	1997	Tarrence McEvans, SS
1962	Bill Schlee, FB	1998	Tim Lester, QB
1963	Bill Somerville, E	1999	Tim Lester, QB
1964	Jim Reid, C	2000	Garrett Soldano, LB
1965	Bob Rowe, OT	2001	Bryan Lape, LB
1966	Bob Rowe, OT	2002	Jason Feldpausch, WS
1967	Marty Barski, SE	2003	Jason Feldpausch, WS
1968	Dave Hudson, DHB	2004	Greg Jennings, WR
1969	Mike Siwek, DT	2005	Greg Jennings, WR
1970	Roger Lawson, FB	2006	Ameer Ismail, LB
1971	Tom Elias, LB	2007	Jamarko Simmons, WR
1972	Dominic Riggio, LB	2008	Tim Hiller, QB
1973	Dominic Riggio, LB	2009	Tim Hiller, QB
1974	Dan Matthews, HB	2010	Jordan White, WR
1975	Dan Matthews, FB		

MIKE GARY SPORTSMANSHIP

1964	George Ihler, S	1988	Dave Kruse, QB
1965	Nelson Jackson, OG	1989	Dan Cunningham, SS
1966	Gary Crain, E	1990	Scott Cramer, DE
1967	Tom Saewert, LB	1991	Steve Kingsley, SS
1968	Jerry Collins, DE	1992	Pete Anderson, OLB
	Tim Majerle, FB	1993	Andrew Schorffhaar, QB
1969	Paul Schneider, FB	1994	Tom Nütten, OT
1970	Gene Radermacher, QB	1995	Tristan Moss, CB
1971	Barry Worman, FB		Willis Porter, OLB
1972	Bernard Thomas, DT		Eric Sain, FB
1973	Denny Keck, DHB	1996	John Coleman, FB
1974	Tom Baetens, DT	1997	David Norris, C
1975	Dwight Walton, DE	1998	Bill Chopp, OLB
1976	Mike Sitko, C	1999	Terry Whitfield, OG
1977	Rick Smith, DE	2000	Scott Selzer, FB
1978	Bob Compton, DE	2001	Ryan Harris, QB
1979	Tom Henry, TE	2002	Alex Gardner, WR
1980	Alton Laupp, KS	2003	Antonio Thomas, WR
1981	John Fielder, TE	2004	Kyle Ras, OT
1982	Tom Scannell, OLB	2005	Ryan Cubit, QB
1983	Scott Riches, TE	2006	Dominic Moran, OL
1984	Dave Disser, MG	2007	Nic Saad, FB
1985	John Minick, LB	2008	EJ Biggers, CB
1986	Casey Campbell, SE	2009	Austin Pritchard, LB
1987	Joe Glenn, RB	2010	Alex Jagels, QB

JOHN GILL SCHOLAR-ATHLETE

1982	Mike Gary, FS	1997	Joe Lewandowski, OT
1983	Mike Gary, FS	1998	Mike Hutchings, WR
1984	Scott Smith, QB	1999	Scott Niles, LB
1985	Terry Bobbitt, WR	2000	Frank Bosworth, TE
1986	Trevor Billicke, LB	2001	Blair Eklund, LB
1987	Trevor Billicke, LB	2002	Jason Malloy, LB
1988	Jamie Hence, SE	2003	Jon Drach, QB
1989	Paul DeVries, OLB	2004	Mark Hardy, WS
1990	Brian Johnson, FS	2005	Tony Scheffler, TE
1991	Jon Manier, C	2006	Nate Meyer, K
1992	Dave Cutlip, DE	2007	Anthony Gebhart, FS
1993	Rich Kaiser, DE	2008	Dan Krasinski, LB
1994	Tony Tiefenbach, DE	2009	Justin Braska, DE
1995	Rich Kaiser, DE	2010	Phil Swanson, OG
1996	Eric Boersma, DE		





THIS IS THE MID-AMERICAN CONFERENCE

Providing leadership in education and diversity, the Mid-American Conference moves into its 65th year of service to the student-athlete.

Since its inception in 1946, the Mid-American Conference has progressively grown and developed into one of the most aggressive Division I conferences in the country. One of only 11 football Bowl Subdivision (FBS) conferences, the MAC named Dr. Jon A. Steinbrecher as its eighth commissioner in the 65-year history of the league in March of 2009. Steinbrecher came to the MAC after serving six years as the commissioner of the Ohio Valley Conference.

The league has grown its commitment to championships by expanding to six its number of neutral site post season events – football (Detroit's Ford Field), volleyball (SPIRE Academy, Geneva, Ohio), men's and women's basketball (Cleveland's Quicken Loans Arena), softball (Akron's Firestone Stadium) and baseball (Avon, Ohio All Pro Freight Stadium).

In 2010, four MAC programs received bowl invitations and it marked the first time in conference history that the MAC had four or more teams receive bowl invitations in a three-year consecutive span. In addition, the MAC has sent four or more teams to bowl games in five of the last seven years. The four MAC programs that played in bowl games were: Miami (GoDaddy.com Bowl), Northern Illinois (uDrove Humanitarian Bowl), Toledo (Little Caesars Pizza Bowl) and Ohio (R+L Carriers New Orleans Bowl). The MAC record for bowl appearances is five, which happened in consecutive years (2008, 2009) and only three times (2004, 2008, 2009) in conference history. The 2010 season also witnessed Miami win the 2010 Marathon MAC Championship and record the best turnaround in college football with an eight win improvement over the previous season (1-11 in 2009). Northern Illinois entered the Marathon MAC Football Championship ranked No. 23 in the USA Today Coaches Poll and No. 24 in the Associated Press Poll. Two more MAC teams defeated Big Ten opponents during the regular season as Northern Illinois defeated Minnesota, 34-23 in Minneapolis, while Toledo rolled to a 31-20 win at Purdue in West Lafayette, Ind.

For the first time in its 65-year history, the MAC will have eight bowl relationships—three primary and five secondary. The three primary agreements are with the Little Caesar's Pizza Bowl (Detroit, Mich.), GoDaddy.com Bowl (Mobile, Ala.) and uDrove Humanitarian Bowl (Boise, Ida.). In addition, the MAC has secured secondary agreements with the BBVA Compass Bowl (2011-2013), the New Mexico Bowl (2011-2013), the Beef O'Brady's St. Petersburg Bowl (2011-13), the Kraft Fight Hunger Bowl (2011) and the TicketCity Bowl (2012).

In its partnership with ESPN, the MAC is in the third year of its eight-year rights agreement (through 2016-2017 academic years) for football, as well as men's and women's basketball. The deal

is the most extensive in the 65-year history of the conference. The agreement calls for a minimum of 25 events annually to be produced and aired on an ESPN platform including the men's and women's basketball championships, a regular-season MAC presence on ESPN, the Marathon MAC Football Championship and a minimum of 11 regular-season football games.

In 2010, the University of Akron Men's Soccer team won its first National Championship by defeating Louisville, 1-0, in the NCAA College Cup. Akron junior defender Kofi Sarkodie was named Player of the Year by Soccer America, and Sarkodie was joined by senior midfielder Anthony Ampaipitakwong and junior striker Darlington Nagbe on Soccer America's MVP First Team, as Akron's three honorees were the most by any school. In addition, Nagbe was presented the Hermann Trophy, the most prestigious honor in intercollegiate soccer, as it marked the second consecutive year for a member of the Akron program to be honored with the Hermann Trophy (Teal Bunbury, 2009). History was made in the 2011 Major League Soccer Super Draft as seven members of the Akron's National Championship Men's Soccer Team were drafted, including five of the first eight selections in the first round. This set an MLS draft record for the most first-round selections from a single school.

In 2010-11 for men's basketball, the MAC set a conference mark as six programs received invites to postseason tournaments. Akron won the MAC tournament as the No. 6 seed and played Notre Dame in the NCAA tournament. Kent State won the MAC regular season title and represented the conference in the NIT with impressive road wins at St. Mary's and Fairfield. Buffalo, Ohio and Western Michigan were invited to the CollegenInsider.com tournament, while Miami received an invitation to the College Basketball Invitational. Three freshmen were named to the Mid-Major Freshman All-America Team—Jwan Howard, Jr. (Western Michigan), Javon McCrea (Buffalo) and Trey Ziegler (Central Michigan), while Kent State junior Justin Green was named MAC Player of the Year and named All-America by three different organizations—named Honorable Mention All-American by the Associated Press, tabbed Mid-Major All-America by College Insider.com; and second team Mid-Major All-American by College Hoops.net.

In wrestling, Central Michigan won its tenth consecutive MAC championship, while the MAC sent 23 wrestlers to the NCAA Division I Wrestling Championship as Kent State's Dustin Kilgore won the NCAA national championship at the 197 weight class. In addition, four grapplers secured All-America honors—Central Michigan's Scotti Sentes (133), Ben Bennett (174) and Jarod Trice (285), along with Kent State's Dustin Kilgore (197). Buffalo won its first championship in men's swimming and diving, while Kent State won its 19th MAC title in men's golf and received its 24th NCAA appearance. Ball State made its seventh automatic bid to the NCAA Men's Tennis Tournament.

In baseball, Kent State won the MAC championship and lost to Texas in the NCAA Regional Final. A total of 17 MAC student-athletes were selected in Major League Baseball's 2011 Draft—including





ing Kent State LHP Andrew Chafin to the Arizona Diamondbacks as a compensatory first round pick, 43rd overall.

Women's athletics continued to shine for the MAC this past year. For the first time in MAC history, six women's basketball programs were invited to postseason tournaments. Bowling Green won the MAC tournament and received the invitation to the NCAA tournament, while four programs were invited to the WNIT—Toledo, Eastern Michigan, Kent State and Central Michigan. In addition, Buffalo was invited to the Women's Basketball Invitational.

Toledo's women's basketball program won the Women's NIT, the first post-season championship in school history with wins over Delaware, Auburn, Alabama, Syracuse, Charlotte and USC. In the WNIT Championship game, with a national television audience and sold out Savage Arena, Rocket junior Naama Shafir scored a career-high 40 points in the victory.

In women's soccer, Central Michigan won their second consecutive MAC championship, while Ohio won their third consecutive MAC volleyball championship and defeated Penn in the opening round of the NCAA volleyball tournament. In field hockey, Kent State won the MAC tournament and senior Rachel Miller and junior Debbie Bell were named to the Longstreth/NFHCA All-America Team. In women's swimming and diving, Ohio won its 11th MAC Championship and first since 2008. Four MAC swimmers were named to collegeswimming.com's Mid-Major All-America team – Kelsey Vehr (Miami), Rachel Heim (Ohio), Jacy Dyer (Ohio) and Laura Lindsay (Toledo). Lindsay also was named All-America in the 100 Breast-stroke at the NCAA Swimming and Diving Championships.

Both Central Michigan and Kent State competed at the NCAA Regional Championships in gymnastics, while Kent State advanced to its first trip in program history to the NCAA National Championship and finished 12th overall. The Kent State gymnastics coaching staff, led by Brice Biggin, were recognized by the National Association of College Gymnastics Coaches/Women (NACGC/W). Biggin was named NACGC/W Head Coach of the Year, while assistant coaches Sharon Sabin and Tom Ward were named NACGC/W National Assistant Coaches of the Year.

Akron's women's tennis team won its first MAC Tournament in program history, while Western Michigan won the MAC softball championship. In women's golf, Kent State won its 13th consecutive crown, while Western Michigan's Brittney Hamilton and Ball State's Brittany Kelly became their program's first golfers to play in the NCAA Women's Golf Central Regional.

From two-time Super Bowl quarterback winning Ben Roethlisberger (Miami University), NFL Defensive MVP James Harrison (Kent State University), three NFL Pro Bowlers (Cleveland KR Josh Cribbs, San Diego TE Antonio Gates, Pittsburgh LB James Harrison), British Open winner Ben Curtis (Kent State University), World Series winning manager Bob Brenly (Ohio University) and Olympic bobsled team member Brock Kreitzburg (University of Toledo), the Mid-

American Conference continues to excel in producing leaders in the world of athletics. In Super Bowl XLV between Green Bay and Pittsburgh there were 15 former MAC student-athletes on rosters competing in the Super Bowl, including nine with the Packers and six with the Steelers, and six former MAC players were named to the 2011 NFL Pro Bowl.

History of the MAC

Based in Cleveland since July 1999 following a 15-year stay in Toledo, Ohio, the MAC has established historic measurements in both football and men's and women's basketball since moving to Northeast Ohio. The MAC was founded as a five-school league on February 24, 1946 in Columbus, Ohio with Ohio, Butler, Cincinnati, Wayne State and Western Reserve admitted as charter members. The Mid-American Conference has 12 full-time schools and a 13th, Temple, and 14th, UMass for football only (beginning in 2012). Comprising the East Division is the University of Akron (joined in 1992), Bowling Green State University (1952), University at Buffalo (1998), Kent State University (1951), Miami University (1947), Ohio University (1946) and Temple University (2007). The West Division members are Ball State University (1973), Central Michigan University (1971), Eastern Michigan University (1971), Northern Illinois University (1975-86, 1997), University of Toledo (1950) and Western Michigan University (1947).

In 1946 men's basketball was the first competitive sport in the MAC, which now sponsors a total 23 sports. Women's sports were brought into the conference's structure in 1980. For men, championships (11) are sponsored in football, basketball, baseball, cross country, soccer, swimming and diving, indoor track and field, outdoor track and field, wrestling, golf and tennis. For women, championships (12) are sponsored in basketball, softball, volleyball, cross country, field hockey, golf, soccer, swimming and diving, gymnastics, indoor track and field, outdoor track and field and tennis.





Dr. Jon A. Steinbrecher enters his third year with the Mid-American Conference (MAC) after being named the league's eighth commissioner on March 16, 2009.

Steinbrecher has expanded bowl opportunities for the conference and stabilized conference membership in football, increased national and regional television exposure, renegotiated the conference marketing rights agreement with ISP/IMG College and enhanced neutral site conference championships in basketball, volleyball and baseball.

Specifically in football, Steinbrecher has stabilized and increased conference membership to 14 programs with the recent announcement of Temple being a sustaining member in football and the addition of the University of Massachusetts (UMass) to begin as a football-only member in 2012. This provides the conference the opportunity to balance divisions and to expand the conference footprint into New England and into the Boston and Hartford/Springfield markets.

Steinbrecher has built upon the conference bowl agreements to a

conference-best three primary (Little Caesars Pizza Bowl; GoDaddy.com Bowl and uDrove Humanitarian Bowl) and five secondary agreements (New Mexico Bowl, Kraft Fight Hunger Bowl, Beef O'Brady's St. Petersburg Bowl, TicketCity Bowl and the BBVA Compass Bowl). These bowl agreements provide the MAC the opportunity to build on relationships with multiple bowl partners, expand national television exposure and broaden geographical opportunities to perform against other FBS conferences.

Steinbrecher directed a strategic planning process for the MAC, increased national exposure for the conference, as well as new opportunities for the conference in the areas of a new regional television network deal, marketing and sponsorships and securing long-term partnerships for MAC neutral site championship events.

In the summer of 2010, the MAC entered into a three-year regional television deal with SportsTime Ohio to expand its television coverage in football and men's and women's basketball. This provides the MAC a regional television presence for programming throughout the year, and increases promotion and marketing opportunities for the conference.

Last year, Steinbrecher also negotiated a new marketing agreement with ISP for the conference marketing and sponsorship rights through 2019. Last fall, ISP merged with IMG College and this long-term deal solidified the conference marketing partnership with the new IMG College brand.

Steinbrecher negotiated a six-year contract extension with Cleveland's Quicken Loans Arena to host the FirstEnergy MAC Men's and Women's Basketball Conference Tournament through 2017. The contract extension guarantees the continuation of the conference tournament at the same neutral site since 2000, originally Gund Arena and now named Quicken Loans Arena. He announced this spring the MAC Women's Volleyball Tournaments in 2011 and 2012 will move to SPIRE, part of the GaREAT family, located in Geneva, Ohio, a state of the art facility only 30 minutes east of Downtown Cleveland. In addition, the MAC baseball tournaments in 2012-14 will be played at All Pro Freight Stadium in Avon, Ohio.

He joined the MAC after serving six years as commissioner of the Ohio Valley Conference (OVC). Prior to the OVC, Steinbrecher served as commissioner of the Mid-Continent Conference (the Summit League). He is the only person to serve as commissioner in all three NCAA Division I Subdivisions (FBS, FCS, DI).

In six years with the OVC, Steinbrecher significantly increased the league's exposure through additional television coverage at the regional and national level. In 2005, he negotiated a five-year contract with ESPN that secured increased exposure for the league. That included being the first conference to sign a deal to have games appear on ESPNU, the OVC had the first sporting event telecast on that network (the 2005 OVC Men's Basketball Tournament Semifinal).





Steinbrecher secured an invitation for the OVC to participate in ESPN's BracketBusters event. He also implemented conference merchandising and corporate partner programs and in 2008 negotiated a five-year agreement with IMG College to manage the OVC's multimedia rights and sponsorship sales.

In July 2006, Steinbrecher helped spearhead a venture into streaming video with the launch of OVCSports.TV. The multimedia platform provided live and on-demand coverage of every OVC football and men's and women's basketball games as well as selected other sports, coaches' shows, press conferences and special events. In its first two years of existence, OVCSports.TV streamed over 800 events and recorded nearly 5,000 paid subscribers.

Under his leadership, the OVC re-emphasized its commitment to sportsmanship by implementing a series of good sports initiatives, including sportsmanship affidavits signed by coaches and administrators, student-athlete ethical conduct orientation and an institutional and team sportsmanship awards. Steinbrecher also initiated a Conference Basketball Issues Committee and oversaw increased promotional efforts for the OVC Basketball Tournament, which resulted in an increase in ticket sales revenue. He also spearheaded the efforts in bidding for, and ultimately securing, the 2014 NCAA Division I Women's Basketball Final Four for Nashville.

Prior to being named Mid-Continent Conference Commissioner in Nov. 1994, Dr. Steinbrecher had previously served the league as Director of Communications, Director of Marketing and Communications and Assistant Commissioner. He joined the Mid-Con staff in 1989 after previously serving in the athletics departments at Houston Baptist University, Indiana University and Davidson College.

Steinbrecher has served on a number of prominent NCAA committees, including the Division I Basketball Issues Committee, serving as a member of subcommittees for both men's and women's basketball, and in 1999 he became the first non-Division I-A commissioner elected as president of the Collegiate Commissioner's Association (CCA). In June 2007, he was appointed to the NCAA Division I Men's Basketball Academic Enhancement Group by the late NCAA President Myles Brand. He has served on the NCAA Division I Legislative Council, the NCAA Championship Cabinet and the NCAA Committee on Athletics Certification. Steinbrecher is currently a member of the NCAA Men's Basketball Issues Committee.

Steinbrecher has also served as Division I-AAA vice president of the CCA and as a member of the National Invitation Tournament's District IV Advisory Board.

Steinbrecher is a 1983 graduate of Valparaiso University, where he earned a Bachelor of Science degree in physical education and journalism. In 2006, he was bestowed an Alumni Achievement Award from his alma mater. Steinbrecher graduated with a master's degree in sports administration from Ohio University in 1984, and he was awarded the doctorate of physical education in sports administration from Indiana University in 1989.

An all-conference and academic all-conference selection in football and a conference champion in tennis, Dr. Steinbrecher was named Valparaiso's and the Heartland Collegiate Conference's Student-Athlete of the Year in 1983. In 2006, he was inducted into the Watauga County (N.C.) Sports Hall of Fame.

Steinbrecher and his wife Anne have three children, daughter Grace and twin sons Matt and Will.

Steinbrecher follows Rick Chryst, who served as MAC Commissioner (1999-2009). David Reese served as the first commissioner from 1946-64, followed by Bob James (1964-71), Fred Jacoby (1971-82), Jim Lessig (1982-90), Karl Benson (1990-94), Jerry Ippoliti (1994-99).





2011 MARATHON MAC CHAMPIONSHIP GAME



FORD FIELD
FRIDAY, DEC. 2, 2010
7 P.M.
ESPN2 HD

MAC PRIMARY BOWL AFFILIATIONS



VJ. WAC
SATURDAY, DEC. 17, 2011
5:30 P.M. EST
ESPN HD



VJ. BIG TEN
TUESDAY, DEC. 27, 2011
4:30 P.M. EST
ESPN HD



VJ. SUN BELT
SUNDAY, JAN. 8, 2012
9 P.M. EST
ESPN HD

MAC SECONDARY BOWL AFFILIATIONS



SATURDAY, DEC. 17, 2011
2 P.M. EST
ESPN HD



TUESDAY, DEC. 20, 2011
8 P.M. EST
ESPN HD



SATURDAY, DEC. 31, 2011
3:30 P.M. EST
ESPN HD



SATURDAY, JAN. 7, 2012
1 P.M. EST
ESPN HD





ALL-TIME MAC STANDINGS

<p>1947</p> <p>Cincinnati 3 1 0 .750 W. Reserve 2 1 0 .667 Butler 1 3 0 .250 Ohio 1 3 0 .250 Miami* - - - - W. MICHIGAN* - - - -</p> <p style="font-size: small;">* Did not compete for championship</p>	<p>1955</p> <p>Miami 5 0 0 1.000 Bowling Green 4 1 1 .750 Kent State 4 1 1 .750 Ohio 3 3 0 .500 Toledo 2 4 0 .333 Marshall 1 5 0 .167 W. MICHIGAN 0 5 0 .000</p>	<p>1963</p> <p>Ohio 5 1 0 .833 Miami 4 1 1 .750 Bowling Green 4 2 0 .667 Marshall 3 2 1 .583 W. MICHIGAN 2 4 0 .333 Kent State 1 5 0 .167 Toledo 1 5 0 .167</p>	<p>1971</p> <p>Toledo 5 0 0 1.000 Bowling Green 4 1 0 .800 Miami 2 3 0 .400 W. MICHIGAN 2 3 0 .400 Ohio 2 3 0 .400 Kent State 0 5 0 .000</p>
<p>1948</p> <p>Miami 4 0 0 1.000 W. MICHIGAN 3 1 0 .750 Cincinnati 3 1 0 .750 Ohio 2 3 0 .400 W. Reserve 1 4 0 .200 Butler 0 4 0 .000</p>	<p>1956</p> <p>Bowling Green 5 1 0 .833 Miami 4 0 1 .900 Kent State 4 2 0 .667 Marshall 2 4 0 .333 Ohio 2 4 0 .333 W. MICHIGAN 1 4 0 .200 Toledo 1 5 0 .167</p>	<p>1964</p> <p>Bowling Green 5 1 0 .833 Marshall 4 2 0 .667 Miami 4 2 0 .667 Ohio 3 2 1 .583 W. MICHIGAN 2 4 0 .333 Kent State 1 4 1 .250 Toledo 1 5 0 .167</p>	<p>1972</p> <p>Kent State 4 1 0 .800 Bowling Green 3 1 1 .700 W. MICHIGAN 2 2 1 .500 Miami 2 3 0 .400 Toledo 2 3 0 .400 Ohio 1 4 0 .200 C. Michigan* - - - - E. Michigan* - - - -</p> <p style="font-size: small;">* Did not compete for title.</p>
<p>1949</p> <p>Cincinnati 4 0 0 1.000 Miami 3 1 0 .750 Ohio 2 2 1 .500 W. MICHIGAN 2 3 0 .400 W. Reserve 1 3 1 .300 Butler 0 3 0 .000</p>	<p>1957</p> <p>Miami 5 0 0 1.000 Bowling Green 3 1 2 .667 Marshall 4 2 0 .667 Toledo 3 2 0 .600 W. MICHIGAN 1 4 1 .250 Ohio 1 4 1 .250 Kent State 1 5 0 .167</p>	<p>1965</p> <p>Bowling Green 5 1 0 .833 Miami 5 1 0 .833 W. MICHIGAN 3 2 1 .583 Kent State 3 2 1 .583 Toledo 2 4 0 .333 Marshall 2 4 0 .333 Ohio 0 6 0 .000</p>	<p>1973</p> <p>Miami 5 0 0 1.000 Kent State 4 1 0 .800 Bowling Green 2 3 0 .400 Ohio 2 3 0 .400 W. MICHIGAN 1 4 0 .200 Toledo 1 4 0 .200 Ball State* - - - - C. Michigan* - - - - E. Michigan* - - - - N. Illinois* - - - -</p> <p style="font-size: small;">* Did not compete for title.</p>
<p>1950</p> <p>Miami 4 0 0 1.000 Cincinnati 3 1 0 .750 Ohio 2 2 0 .500 W. Reserve 1 3 0 .250 W. MICHIGAN 1 3 0 .250</p>	<p>1958</p> <p>Miami 5 0 0 1.000 Kent State 5 1 0 .833 Bowling Green 4 2 0 .667 Ohio 2 4 0 .333 W. MICHIGAN 2 4 0 .333 Toledo 1 4 0 .200 Marshall 1 5 0 .167</p>	<p>1966</p> <p>Miami 5 1 0 .833 W. MICHIGAN 5 1 0 .833 Bowling Green 4 2 0 .667 Ohio 3 3 0 .500 Kent State 2 4 0 .333 Toledo 1 5 0 .167 Marshall 1 5 0 .167</p>	<p>1974</p> <p>Miami 5 0 0 1.000 Toledo 3 2 0 .600 Ohio 3 2 0 .600 Kent State 2 3 0 .400 Bowling Green 2 3 0 .400 W. MICHIGAN 0 5 0 .000 Ball State* - - - - C. Michigan* - - - - E. Michigan* - - - - W. Michigan* - - - - N. Illinois* - - - -</p> <p style="font-size: small;">* Did not compete for title.</p>
<p>1951</p> <p>Cincinnati 3 0 0 1.000 Miami 3 1 0 .750 Kent State 2 1 0 .667 Ohio 2 2 0 .500 W. Reserve 1 3 0 .250 W. MICHIGAN 1 4 0 .200</p>	<p>1959</p> <p>Bowling Green 6 0 0 1.000 Ohio 4 2 0 .667 Miami 3 2 0 .600 Kent State 3 3 0 .500 W. MICHIGAN 3 3 0 .500 Marshall 1 5 0 .200 Toledo 0 6 0 .000</p>	<p>1967</p> <p>Toledo 5 1 0 .833 Ohio 5 1 0 .833 Miami 4 2 0 .667 W. MICHIGAN 4 2 0 .667 Bowling Green 2 4 0 .333 Kent State 1 5 0 .167 Marshall 0 6 0 .000</p>	<p>1975</p> <p>Miami 6 0 0 1.000 C. Michigan 4 1 1 .750 Ball State 4 2 0 .667 Bowling Green 4 2 0 .667 Toledo 4 4 0 .500 Ohio 3 3 1 .500 N. Illinois 2 3 0 .400 Kent State 1 6 0 .143 W. MICHIGAN 0 7 0 .000 E. Michigan* - - - -</p> <p style="font-size: small;">* Did not compete for title.</p>
<p>1952</p> <p>Cincinnati 3 0 0 1.000 Miami 4 1 0 .800 Ohio 5 2 0 .714 Bowling Green 2 2 0 .500 Kent State 2 2 0 .500 W. MICHIGAN 1 4 0 .200 W. Reserve 1 4 0 .200 Toledo 1 4 0 .200</p>	<p>1960</p> <p>Ohio 6 0 0 1.000 Bowling Green 5 1 0 .833 Kent State 4 2 0 .667 Miami 2 3 0 .400 W. MICHIGAN 2 4 0 .333 Marshall 1 4 0 .200 Toledo 0 6 0 .000</p>	<p>1968</p> <p>Ohio 6 0 0 1.000 Miami 5 1 0 .833 Bowling Green 3 2 1 .583 Toledo 3 2 1 .583 W. MICHIGAN 2 4 0 .333 Kent State 1 5 0 .167 Marshall 0 6 0 .000</p>	<p>1976</p> <p>Ball State 4 1 0 .800 Ohio 6 2 0 .750 Kent State 6 2 0 .750 W. MICHIGAN 6 3 0 .667 C. Michigan 4 3 0 .571 Bowling Green 4 3 0 .571 Miami 2 4 0 .333 Toledo 2 6 0 .250 E. Michigan 1 5 0 .167 N. Illinois 0 6 0 .000</p>
<p>1953</p> <p>Ohio 5 0 1 .917 Miami 3 0 1 .875 Kent State 3 1 0 .875 Toledo 2 3 0 .400 W. Reserve 1 2 1 .375 W. MICHIGAN 0 4 1 .100 Bowling Green 0 4 0 .000</p>	<p>1961</p> <p>Bowling Green 5 1 0 .833 W. MICHIGAN 4 1 1 .750 Miami 3 2 0 .600 Ohio 3 2 1 .583 Toledo 2 4 0 .333 Marshall 1 4 0 .200 Kent State 1 5 0 .167</p>	<p>1969</p> <p>Toledo 5 0 0 1.000 Bowling Green 4 1 0 .800 Miami 2 3 0 .400 Ohio 2 3 0 .400 Kent State 1 4 0 .200 W. MICHIGAN 1 4 0 .200</p>	<p>1977</p> <p>Toledo 5 0 0 1.000 Miami 3 2 0 .600 Ohio 3 2 0 .600 W. MICHIGAN 2 3 0 .400 Kent State 1 4 0 .200 Bowling Green 1 4 0 .200</p>
<p>1954</p> <p>Miami 4 0 0 1.000 Kent State 4 1 0 .800 Ohio 5 2 0 .714 Toledo 3 2 0 .600 W. MICHIGAN 3 4 0 .428 W. Reserve 2 3 0 .400 Marshall 2 5 0 .285 Bowling Green 0 6 0 .000</p>	<p>1962</p> <p>Bowling Green 5 0 1 .917 Ohio 5 1 0 .833 Miami 3 1 1 .700 W. MICHIGAN 3 3 0 .500 Kent State 2 4 0 .333 Toledo 1 5 0 .167 Marshall 0 5 0 .000</p>	<p>1970</p> <p>Toledo 5 0 0 1.000 Miami 3 2 0 .600 Ohio 3 2 0 .600 W. MICHIGAN 2 3 0 .400 Kent State 1 4 0 .200 Bowling Green 1 4 0 .200</p>	<p>1978</p> <p>Toledo 5 0 0 1.000 Bowling Green 4 3 0 .571 Miami 2 4 0 .333 Toledo 2 6 0 .250 E. Michigan 1 5 0 .167 N. Illinois 0 6 0 .000</p>





ALL-TIME MAC STANDINGS

1977			1983			1989			1995																				
Miami	5	0	0	1.000	N. Illinois	8	1	0	.889	Ball State	6	1	1	.813	Toledo	7	0	1	.938										
C. Michigan	7	1	0	.875	Toledo	7	2	0	.778	E. Michigan	6	2	0	.750	Miami	6	1	1	.813	Miami	6	1	1	.813					
Ball State	5	1	0	.833	C. Michigan	7	2	0	.778	Toledo	6	2	0	.750	Ball State	6	2	0	.750	Ball State	6	2	0	.750					
E. Michigan	4	3	0	.571	Bowling Green	7	2	0	.778	C. Michigan	5	2	1	.688	W. MICHIGAN	6	2	0	.750	E. Michigan	5	3	0	.625	E. Michigan	5	3	0	.625
Bowling Green	4	3	0	.571	Ball State	4	4	0	.500	Bowling Green	5	3	0	.625	Bowling Green	3	5	0	.375	Bowling Green	3	5	0	.375					
Kent State	5	4	0	.556	W. MICHIGAN	4	5	0	.444	W. MICHIGAN	3	5	0	.375	Akron	2	6	0	.250	Akron	2	6	0	.250					
W. MICHIGAN	3	5	0	.375	Miami	3	5	0	.375	Miami	1	6	1	.188	Ohio	1	6	1	.187	Ohio	1	6	1	.187					
N. Illinois	2	5	0	.286	Ohio	3	6	0	.333	Ohio	1	6	1	.188	Kent State	0	7	1	.062	Kent State	0	7	1	.062					
Toledo	2	7	0	.222	Kent State	1	8	0	.111	Kent State	0	8	0	.000															
Ohio	0	8	0	.000	E. Michigan	0	9	0	.000																				
1978			1984			1990			1996																				
Ball State	8	0	0	1.000	Toledo	7	1	1	.833	C. Michigan	7	1	0	.875	Ball State	7	1		.875										
C. Michigan	8	1	0	.889	Bowling Green	7	2	0	.778	Toledo	7	1	0	.875	Toledo	6	2		.750										
Miami	5	2	0	.714	C. Michigan	6	2	1	.722	Ball State	5	3	0	.625	Miami	6	2		.750										
W. MICHIGAN	5	4	0	.556	Ohio	4	4	1	.500	W. MICHIGAN	5	3	0	.625	Ohio	5	3		.625										
Bowling Green	3	5	0	.375	N. Illinois	3	5	1	.389	Miami	4	3	1	.563	Ohio	5	3		.625										
Ohio	3	5	0	.375	Miami	3	5	0	.375	Bowling Green	2	4	2	.375	C. Michigan	4	4		.500										
N. Illinois	2	4	0	.333	Ball State	3	5	0	.375	Kent State	2	6	0	.250	Bowling Green	3	5		.375										
Kent State	2	6	0	.250	W. MICHIGAN	3	6	0	.333	E. Michigan	2	6	0	.250	Akron	3	5		.375										
Toledo	2	7	0	.222	Kent State	3	6	0	.333	Ohio	0	7	1	.063	E. Michigan	3	4		.375										
E. Michigan	1	5	0	.167	E. Michigan	3	6	0	.333																				
1979			1985			1991			1997																				
C. Michigan	8	0	1	.944	Bowling Green	9	0	0	1.000	Bowling Green	8	0	0	1.000	East Division														
Toledo	7	1	1	.833	Miami	7	1	1	.833	C. Michigan	3	1	4	.625	Marshall*	7	1		.875										
W. MICHIGAN	5	4	0	.556	C. Michigan	6	3	0	.667	Toledo	4	3	1	.563	Miami	6	2		.750										
Ohio	4	4	0	.500	W. MICHIGAN	4	4	1	.500	Miami	4	3	1	.563	Ohio	6	2		.750										
Ball State	4	4	0	.500	N. Illinois	4	4	0	.500	Ball State	4	4	0	.500	Ohio	6	2		.750										
N. Illinois	3	3	1	.500	E. Michigan	3	6	0	.333	E. Michigan	3	4	1	.438	Kent State	3	5		.375										
Miami	3	4	0	.427	Ball State	3	6	0	.333	Ohio	1	6	1	.187	Bowling Green	3	5		.375										
Bowling Green	3	5	0	.375	Toledo	3	6	0	.333	Kent State	1	7	0	.125	Akron	2	6		.250										
E. Michigan	1	6	1	.188	Kent State	2	6	0	.250																				
Kent State	1	8	0	.111	Ohio	2	7	0	.222																				
1980			1986			1992			1998																				
C. Michigan	7	2	0	.778	Miami	6	2	0	.750	Bowling Green	8	0	0	1.000	West Division														
W. MICHIGAN	6	3	0	.667	Toledo	5	3	0	.625	W. MICHIGAN	6	3	0	.667	Toledo	7	1		.875										
N. Illinois	4	3	0	.571	Kent State	5	3	0	.625	Akron	5	3	0	.625	Ball State	4	4		.500										
Miami	4	3	0	.571	Bowling Green	5	3	0	.625	Toledo	5	3	0	.625	E. Michigan	3	5		.375										
Ball State	5	4	0	.556	Ball State	4	4	0	.500	Miami	5	3	0	.625	C. Michigan	1	7		.125										
Ohio	5	4	0	.556	E. Michigan	4	4	0	.500	Ball State	4	5	0	.444	N. Illinois	0	8		.000										
Bowling Green	4	4	0	.500	C. Michigan	4	4	0	.500	Kent State	2	7	0	.222															
Toledo	3	6	0	.333	E. Michigan	4	4	0	.500	E. Michigan	1	7	0	.125	East Division														
Kent State	3	6	0	.333	W. MICHIGAN	3	5	0	.375	Ohio	1	7	0	.125	Marshall*	7	1		.875										
E. Michigan	1	7	0	.125	Ohio	0	8	0	.000																				
1981			1987			1993			1998																				
Toledo	8	1	0	.889	E. Michigan	7	1	0	.875	Ball State	7	0	1	.938	East Division														
Miami	6	1	1	.813	Kent State	5	3	0	.625	W. MICHIGAN	6	1	1	.813	Miami	7	1		.875										
C. Michigan	7	2	0	.778	Miami	5	3	0	.625	Bowling Green	5	1	2	.750	Bowling Green	5	3		.625										
Bowling Green	5	3	1	.611	Bowling Green	5	3	0	.625	C. Michigan	5	4	0	.556	Ohio	5	3		.625										
W. MICHIGAN	5	4	0	.556	W. MICHIGAN	4	4	0	.500	Akron	4	4	0	.500	Akron	2	6		.250										
Ohio	5	4	0	.556	C. Michigan	3	4	1	.438	Ohio	4	5	0	.444	Kent State	0	8		.000										
Kent State	3	6	0	.333	Toledo	3	4	1	.438	Toledo	4	5	0	.444															
Ball State	2	6	0	.250	Ball State	3	5	0	.375	E. Michigan	3	5	0	.375	West Division														
N. Illinois	2	7	0	.222	Ohio	0	8	0	.000	Miami	3	6	0	.333	Toledo	6	2		.750										
E. Michigan	0	9	0	.000						Kent State	0	9	0	.000	W. MICHIGAN	5	3		.625										
1982			1988			1994			1998																				
Bowling Green	7	2	0	.778	W. MICHIGAN	7	1	0	.875	C. Michigan	8	1	0	.889	West Division														
W. MICHIGAN	5	2	2	.667	E. Michigan	5	2	1	.688	Bowling Green	7	1	0	.875	Toledo	6	2		.750										
Miami	5	3	0	.625	Ball State	5	3	0	.625	W. MICHIGAN	5	3	0	.625	C. Michigan	5	3		.625										
C. Michigan	5	3	1	.611	C. Michigan	5	3	0	.625	Miami	5	3	0	.625	E. Michigan	3	5		.375										
Ohio	5	4	0	.556	Ohio	4	3	1	.563	Ball State	5	3	1	.611	E. Michigan	3	5		.375										
Toledo	5	4	0	.556	Toledo	4	4	0	.500	Toledo	4	3	1	.563	N. Illinois	2	6		.250										
N. Illinois	5	4	0	.556	Kent State	3	5	0	.375	E. Michigan	5	4	0	.556	Ball State	1	7		.125										
Ball State	4	4	0	.500	Bowling Green	1	6	1	.188	Kent State	2	7	0	.222															
E. Michigan	1	7	1	.167	Miami	0	7	1	.063	Akron	1	8	0	.111															
Kent State	0	9	0	.000						Ohio	0	9	0	.000															





ALL-TIME MAC STANDINGS

1999			2003			2007		
East Division			East Division			East Division		
Marshall*	8 0	1.000	Miami*	8 0	1.000	Miami ^	5 2	.714
Miami	6 2	.750	Marshall	6 2	.750	Bowling Green	6 2	.750
Akron	5 3	.625	Akron	5 3	.625	Buffalo	5 3	.625
Ohio	5 3	.625	Kent State	4 4	.500	Ohio	4 4	.500
Bowling Green	3 5	.375	UCF	2 6	.250	Temple	4 4	.500
Kent State	2 6	.250	Ohio	1 7	.125	Akron	3 5	.375
Buffalo	0 8	.000	Buffalo	1 7	.125	Kent State	1 7	.125
West Division			West Division			West Division		
W. MICHIGAN	6 2	.750	Bowling Green	7 1	.875	C. Michigan**	6 1	.857
Toledo	5 3	.625	N. Illinois	6 2	.750	Ball State	5 2	.714
N. Illinois	5 3	.625	Toledo	6 2	.750	E. Michigan	3 4	.429
E. Michigan	4 4	.500	W. MICHIGAN	4 4	.500	W. MICHIGAN	3 4	.429
C. Michigan	3 5	.375	Ball State	3 5	.375	Toledo	3 5	.375
Ball State	0 8	.000	E. Michigan	2 6	.250	N. Illinois	1 6	.143
West Division			West Division			West Division		
W. MICHIGAN	4 1	.800	Toledo*	7 1	.875	Ball State	8 0	1.000
Toledo	4 1	.800	N. Illinois	7 1	.875	W. MICHIGAN	6 2	.750
N. Illinois	2 3	.400	Bowling Green	6 2	.750	C. Michigan	6 2	.750
Ball State	2 3	.400	E. Michigan	4 4	.500	N. Illinois	5 3	.625
E. Michigan	2 3	.400	C. Michigan	3 5	.375	E. Michigan	2 6	.250
C. Michigan	1 4	.200	Ball State	2 6	.250	Toledo	2 6	.250
West Division			West Division			West Division		
W. MICHIGAN	0 8	.000	W. MICHIGAN	0 8	.000	W. MICHIGAN	0 8	.000
East Division			East Division			East Division		
Marshall*	5 1	.833	Miami	7 1	.875	Buffalo*	5 3	.625
Akron	5 1	.833	Akron	6 2	.750	Bowling Green	4 4	.500
Miami	4 2	.667	Marshall	6 2	.750	Temple	4 4	.500
Ohio	4 2	.667	Kent State	4 4	.500	Akron	3 5	.375
Buffalo	2 4	.333	Ohio	2 6	.250	Kent State	3 5	.375
Bowling Green	1 5	.167	Buffalo	2 6	.250	Ohio	3 5	.375
Kent State	0 6	.000	UCF	0 8	.000	Miami	1 7	.125
West Division			West Division			West Division		
W. MICHIGAN	4 1	.800	Toledo*	7 1	.875	Ball State	8 0	1.000
Toledo	4 1	.800	N. Illinois	7 1	.875	W. MICHIGAN	6 2	.750
N. Illinois	2 3	.400	Bowling Green	6 2	.750	C. Michigan	6 2	.750
Ball State	2 3	.400	E. Michigan	4 4	.500	N. Illinois	5 3	.625
E. Michigan	2 3	.400	C. Michigan	3 5	.375	E. Michigan	2 6	.250
C. Michigan	1 4	.200	Ball State	2 6	.250	Toledo	2 6	.250
West Division			West Division			West Division		
W. MICHIGAN	0 8	.000	W. MICHIGAN	0 8	.000	W. MICHIGAN	0 8	.000
East Division			East Division			East Division		
Marshall	6 0	1.000	Akron*	5 3	.625	Temple	7 1	.875
Miami	4 2	.667	Miami	5 3	.625	Ohio	7 1	.875
Bowling Green	4 2	.667	Bowling Green	5 3	.625	Bowling Green	6 2	.750
Kent State	3 3	.500	Ohio	3 5	.375	Kent State	4 4	.500
Akron	3 3	.500	Buffalo	1 7	.125	Buffalo	3 5	.375
Buffalo	1 5	.167	Kent State	0 8	.000	Akron	2 6	.250
Ohio	0 6	.000				Miami	1 7	.125
West Division			West Division			West Division		
Toledo*	4 1	.800	N. Illinois	6 2	.750	C. Michigan*	8 0	1.000
N. Illinois	4 1	.800	Toledo	6 2	.750	N. Illinois	5 3	.625
Ball State	4 1	.800	W. MICHIGAN	5 3	.625	W. MICHIGAN	4 4	.500
W. MICHIGAN	2 3	.400	C. Michigan	5 3	.625	Toledo	3 5	.375
C. Michigan	1 4	.200	Ball State	4 4	.500	Ball State	2 6	.250
E. Michigan	0 5	.000	E. Michigan	3 5	.375	E. Michigan	0 8	.000
West Division			West Division			West Division		
W. MICHIGAN	2 3	.400	W. MICHIGAN	5 3	.625	W. MICHIGAN	5 3	.625
Toledo*	4 1	.800	Ohio	7 1	.875	N. Illinois	8 0	1.000
N. Illinois	4 1	.800	Kent State	5 3	.625	Toledo	7 1	.875
Ball State	4 1	.800	Akron	3 5	.375	Temple	5 3	.625
W. MICHIGAN	2 3	.400	Bowling Green	3 5	.375	Kent State	4 4	.500
C. Michigan	1 4	.200	Miami	2 6	.250	Bowling Green	1 7	.125
E. Michigan	0 5	.000	Buffalo	1 7	.125	Buffalo	1 7	.125
West Division			West Division			West Division		
W. MICHIGAN	3 5	.375	W. MICHIGAN	6 2	.750	W. MICHIGAN	5 3	.625
Toledo	7 1	.875	C. Michigan*	7 1	.875	Ball State	3 5	.375
N. Illinois	7 1	.875	W. MICHIGAN	6 2	.750	Toledo	3 5	.375
Bowling Green	6 2	.750	N. Illinois	5 3	.625	Ball State	3 5	.375
Ball State	4 4	.500	Ball State	5 3	.625	E. Michigan*	2 6	.250
W. MICHIGAN	3 5	.375	Toledo	3 5	.375	E. Michigan	2 6	.250
C. Michigan	2 6	.250	E. Michigan	1 7	.125			
E. Michigan	1 7	.125						

^ Divisional games only counted for title

* Won MAC Championship game





by Mark Brohan and John Beatty
(Post-2005 additions made by Mat Kanan)

In the fall of 1906 when player-coach Melvin "Tubby" Myers and his 14-member Western State Normal College team took the field against Michigan State Normal School (later Eastern Michigan), they were trying something new.

It was, after all, the first competition in the newly organized club sport of football, and the experience of the veteran Ypsilanti school proved too much as the visitors came home after a 14-5 loss. Two more games were played that first year.

HILLTOPPERS UNDER SPAULDING

In 1907, President Dwight Waldo elevated the club varsity status and hired the team's first coach in Bill Spaulding. Spaulding, an All-Western halfback from Wabash College, coached Western from 1907-21. Myers, a back and legend at Kalamazoo High School, ranked as the school's top player of those early years.

During Spaulding's initial tenure, the schedule was played against area colleges plus high school and other Normal schools. The typical squad size was 12-14 players. Known as a good recruiter, Spaulding first brought Western notoriety in 1909 when the Hilltoppers went undefeated (7-0) and outscored the opposition, 194-8. Home games were played on a field adjacent to the old Woodward Elementary School. In 1913, the Hilltoppers moved closer to campus and played home games on the newly-constructed field near the present day Seelye Center. The program expanded in World War I and WSTC began to develop a name for itself.

The 1916 team, led by all-time Western gridiron greats Sam Dunlap and Walt Olsen, outscored its opposition, 398-38, and topped the country in scoring. Olsen, from Elkhart, Ind., started as a fullback and later played quarterback. He led the nation in scoring with 17 touchdowns and 36 extra points. Olsen scored 253 points in his four-year career and a school-record eight touchdowns in a single game. Dunlap, a Benton Harbor native, was runner-up behind him with 19 touchdowns and five extra points in 1916. The 19 touchdowns was an unmatched school record until Jerome Persell had the same number in 1976. Notre Dame coach Knute Rockne termed Dunlap one of the most talented athletes he'd ever seen.

The Hilltoppers' only loss in six games in 1916 came at the hands of the Notre Dame freshmen squad and the game was a memorable one. Irish immortal George Gipp had a successful 62-yard drop kick for the longest play of this nature in football history.

In 1918, Western had its biggest win ever, a 103-0 victory over Hillsdale. Spaulding concluded his Western coaching career in 1921 and had an overall record of 62-25-3. He went on to coach at Minnesota and UCLA and was enshrined in the College Football Hall of Fame.

HIGH SCORIN' IN THE ROARIN' TWENTIES

The teams of 1922 and 1923 were coached by former Illinois standout Milton Olander. The 1922 team rolled to victories in all six games and outscored its opposition, 160-0. That squad was centered and captained by Leo "Tiny" Redmond, a 290-pounder from Kalamazoo, who could run 100 yards in 11 seconds, a very good time in those days. Olander's 1923 team enjoyed a 6-1-1 campaign and had a 160-21 scoring edge. Olander then returned to Illinois where he eventually became athletic director.

Another player of that era, end Rudel "Rudy" Miller (1920-23), was cited for All-American honors by the legendary Walter Eckersall. Miller won a school-record 14 letters. Over the next five seasons, WMU was guided by Earl Martineau as squad sizes grew to 25 players.

NEW NAME, SAME LEAGUE

In 1927, Western State Normal became known as Western State Teachers College and


joined four other schools to form the Michigan Collegiate League.

Martineau left after the 1928 season to take a position in Minnesota and was replaced by former Golden Gopher All-Big Ten lineman Mitchell J. "Mike" Gary, who was beginning nearly 40 years of service at Western. Gary was primarily known as a fundamentals coach. During his first season, Western tied for the league championship and had a 5-2-1 overall mark. The brightest victory came by a 14-6 count at Lombard College in Illinois on that school's homecoming. Lombard entered the game undefeated in the Little Nineteen of Illinois and hadn't lost a homecoming game in six years.

GARY STABILIZES PROGRAM

Fielding a football team in the Depression Era was becoming increasingly difficult for Michigan colleges and the situation at Western State Teachers College was no exception.

Scholarships and grants were a thing of the future and the only relief provided by the school was the security of on-campus jobs. Coach Gary had 11 jobs he could split among the team. President Dwight Waldo was credited with keeping the program going in these years until his retirement in the mid-30s.



"Mike" Gary became WMU's fifth head coach in the fall of 1929. During his playing days as an All-Big Ten standout at Minnesota, he blocked for the great Bronko Nagurski.

Despite the financial crunch, WMU continued to field some quality teams. The 1930 squad went 5-1-1 as the highest scoring team in the state with 192 points. The season's offensive highlight was a 52-0 drubbing of Detroit City College (now Wayne State) in which Lou Elenbaas, a 5-7, 148-pound halfback from Holland, gained 159 yards on 14 carries. A 95-yard touchdown run by quarterback Clarence Frennd that day is still the school record for the longest rush.

The 1932 club enjoyed a 6-0-1 season and was only one of 14 teams nationwide to go undefeated. Many observers felt that a 0-0 tie with DePaul, in which both teams missed scoring opportunities, was one of Western's greatest defensive battles. The team outscored its opponents, 174-6, and received an 80-yard touchdown run from John Miller in a 7-0 win over St. Viator. Following an opening loss to Detroit (25-7), the 1934 squad rallied to win its final seven starts. In the fourth game of the fall, the





Hilltoppers upset DePaul, 13-0, to end a 15-game Blue Demon winning streak. Gary's men also blanked Iowa State Teachers (now Northern Iowa), 7-0, to win the mythical teachers' college championship of the Midwest.

Two memorable upsets were pulled off in the 1935 season. WMU defeated Butler, 19-7, a team which had won seven straight and had given up only two scores in winning the Indiana Conference titles. Heavy media attention for the Butler game helped provide additional recognition the next week when WMU defeated West Chester State (Pa.) by a 7-6 margin. For the first time, WSTC played a Big Ten varsity team, the University of Chicago Maroons coached by Clark Shaughnessy in his third season and featuring Jay Berwanger, the first Heisman Trophy winner. The visitors from Kalamazoo lost 31-6.

The dominant player of the 1930s was guard Ray Bray of Vulcan, Mich., who was a Second Team Little All-American as a senior in 1938. That team had a 4-3 mark with all victories coming via shutouts. Bray went on to a 10-year career with powerful Chicago Bears clubs, earned All-Pro honors four times and enshrinement into the Helms Major League Football Hall of Fame.

THE OPENING OF WALDO STADIUM

As the 1930s ended, Western Michigan braced for the next decade with a new stadium and a nickname. The present Bronco nickname was adopted in 1939 in order to avoid confusion with other Hilltopper teams of the day such as Western Kentucky and Marquette. The nickname "Broncos" was submitted by former standout player and then assistant coach John Gill.



Known simply as "Mr. Bronco," John Gill (1919-22) earned 13 varsity letters, second most in school history. He went on to serve his alma mater as head coach and administrator.

Waldo Stadium opened in 1939 and featured the latest in Kentucky bluegrass and a modern press box. The stadium opener marked WMU's first-ever meeting against Miami as the Broncos came away with a 6-0 win. Dave Kribs, holder of several school punt return and interception records, scored the lone touchdown of the afternoon.

In 1940, a junior from Hamtramck, Mich., Horace "Hap" Coleman showed promise by running back kickoffs of 86 and 75 yards for touchdowns. With Coleman returning to the lineup for 1941, Western had its first unbeaten and untied season in 19 years. No opponent scored more than seven points.

Gary used a "T" formation and Bronco TDs came from long range as they outscored their opponents, 183-27. Coleman scored 12 touchdowns for the 8-0 team and averaged seven yards per carry. He was supported by another explosive back in Art Macioszczyk. Among the 1941 linemen was Jack Matheson, who went on to play with the Detroit Lions while Macioszczyk played with the Philadelphia Eagles. WMU ranked ninth nationally in total offense and punter/end Bob Metzger joined Coleman on the Little All-American team. Gary stepped down from coaching following 1941 with a record of 59-34-5 and was replaced by Gill.

THE WAR YEARS

Following a fine 8-0 season in 1941, Gary left Western Michigan to enter naval service in World War II. He was replaced by backfield coach John Gill, who had been a standout four-sport athlete at the school during the 1920s.

The year 1942 was significant for college football because of the waiving of the freshman rule during the war. Gill continued to use the "T" formation Gary had installed and also had 10 freshmen. Injuries hit the backfield heavily, so Gill rarely had the same personnel in successive games. After a 21-0 opening game loss to Dayton in heavy rain and mud, the team came back to win its last five contests. Center Bill Yambrick was the most valuable player on that fine club which also included backfield stars Coleman and Macioszczyk.

Consistency, however, would prove to be an elusive quality for the Broncos during the rest of the 1940s. The war, with its constant need for new men, drained the football program of able-bodied players. In 1943, with naval and marine corps reserve units on campus, the squad was composed almost entirely of service men.

WMU played Michigan for the first time since World War I and lost 57-6 while the other defeat on the 4-2 season came by a 32-6 margin to the Great Lakes Naval Station team.

In 1944, Western Michigan was hard-hit by injuries in early games with Wabash College (20-0 win) and Bunker Hill Naval Air Base (33-6, loss) but still had a 4-3 record, including a 27-0 victory over Wooster College in the final game. To give you an idea of the type of talent available to service teams of that day, Bunker Hill's lineup included Northwestern halfback Vic Schwall and All-American end Mal Kutner from Texas, both later were to star with the Chicago Cardinals. A Bronco passing standout was Ray "Red" Louthen, later an athletic director at Ball State.


Nearly all of the 1944 Broncos were members of the V-12 naval program, which brought men fresh from high school. The loss of several V-12 players in mid-season of 1945 forced Gill to resort to an all civilian team, which created a problem of having to build two teams in the same year. Whatever the team lacked in experience and reserve strength, it more than made up for in aggressiveness and finished with a 4-3 mark. On October 13, in what Western thought was going to be its final game with the V-12 players, the Broncos faced unbeaten and unscored upon Miami and lost by a narrow 21-13 tally.

WMU JOINS THE MAC

What might be termed the beginning of WMU's modern football history occurred in February, 1946, when Butler, Cincinnati, Ohio, Wayne State, and Western Reserve formed the Mid-American Conference.

A crowd of 11,000, then the second-largest to see a game in Waldo Stadium, witnessed a 14-0 win over Northern Iowa in 1947. Carl Schiller, who had previously played in 1943, returned to catch 47 passes in 1947. WMU and Miami were admitted to the MAC in the spring of 1947; however, neither school competed in the football race until the next year.





The souvenir program cover from Western Michigan's first Mid-American Conference contest, held at Waldo Stadium in 1948.

The Broncos then fielded a strong team under the leadership of guard Emerson Grossman and fullback Art Gillespie in 1948, recording a 6-3 record and a 3-1 league slate. They won their season and MAC opener, 26-0, over Western Reserve. The following week, Western had an impressive 33-0 win at Beloit as the home team was able to gather just two first downs. Center Chuck Schoolmaster was the first Bronco to win All-MAC honors.

The Brown and Gold began the 1950s with a sophomore-oriented squad that was not deep in personnel. There was hope that mistakes caused by inexperience would be offset by youthful eagerness. Co-captains Pat Clysdale and Bill Zabolnick provided a steadying influence as the club came through with a 5-4 record. The season started with a 40-13 win over Northern Illinois in the first-ever meeting between the schools. The season was highlighted by a 54-19 win over Toledo, newly-admitted to the MAC.

The 1951 squad had an even split for eight games. In a 12-7 win over Washington (Mo.) University, Chuck Higgins and Len Johnston hooked up on an 83-yard touchdown pass. Defensively, Floyd Stollsteimer had nine interceptions picking up the first of two All-MAC First Team awards.

The 1952 team had heavy graduation losses and wasn't expected to win more than two games, however, it finished with another 4-4 mark. Higgins hit 57 passes for 868 yards in what was Gill's final year as head coach. Gill never had a losing record during his WMU tenure.

Finding Gill's replacement was an easy choice as the 1953 season unfolded. The new man at the helm was Jack Petoskey, a standout end at Michigan in the 1940s and Gill's assistant. Over the next four years, WMU produced a 8-25-2 record and Merle Schlosser became the coach in 1957. Schlosser, an assistant at Missouri, inherited a 2-7 team and improved the team to 4-4-1.

Lovell Coleman, a sophomore from Hamtramck, Mich., debuted in 1957. He broke open a 33-0 win over Central Michigan with touchdown runs of 33 and 61 yards in the seasons opener and later had a 100-yard kickoff return against Marshall. Lovell, a half-brother of 1940s Bronco great "Hap" Coleman, had a much bigger year in 1958.

He scored 15 touchdowns and 94 points, the best Western showing since the Sam Dunlap-Walt Olsen era 40 years earlier. Lovell gained a then-school record 1,068 yards and averaged 6.1 per carry. A national leader in both rushing and scoring, Coleman also had another 100-yard kickoff return. His 279 rushing yards in the season opener with Central Michigan is still a school single-game record.

The 1958 and 1959 teams had 4-5 records as the latter squad experienced a slow start because of injuries to quarterback Ed Chlebek, later a head coach at Eastern Michigan, Boston College and Kent State. Chlebek passed for 2,290 yards from 1959-61, including 1,109 as a senior, hitting 73 of 129 attempts. Coleman was also slowed by nagging injuries and a shoulder separation but still gained 446 yards. During the 1959 season, Western pounded Washington University, 78-0, for its most lopsided modern era win, gaining 588 yards in the process.

Coleman, who went on to a lengthy professional career in Canada, finished his three-year career with then-school record marks for rushing (1,918) and kickoff return (694) yardage while placing second in scoring with 188 points. He had respective punt and kickoff return averages of 22.4 and 27.8 yards.

THE BRONCOS GO BOWLING

The 1961 Broncos had a 5-4-1 season but finished second in the MAC (4-1-1), a half-game behind Bowling Green. The team appeared in the Aviation Bowl in Dayton, Ohio, where it lost 28-12 to a New Mexico eleven that featured Dallas Cowboys standout Don Perkins. The game was played in freezing rain and snow but Chlebek passed for over 200 yards. Tackle John Lomakoski was selected to appear in the Senior Bowl.

The next Western Michigan quarterback of note was Roger Theder, later to be the coach of several top passers at California-Berkeley.

THE DOOLITTLE ERA

Bill Doolittle took over the reins in 1964 and opened with a 10-7 win at Louisville. A former quarterback at Ohio State, Doolittle had come to Western after being Paul Dietzel's offensive coordinator at Army, and never lost a season opener over 11 seasons.

From a 3-6 record in 1964, the Broncos improved to 6-2-1 the next year and were third in the MAC.

The 1966 campaign saw Western end 7-3 and tie Miami for the school's first MAC title as both finished 5-1 in loop play. The Broncos lost the MAC opener at Miami, 26-7, and then went on to win five straight. The Redskins lost their fifth game, 17-14, to Bowling Green at home. In the final week of league play, Miami beat Toledo 24-12, while the Broncos kept pace with a 20-13 win over Ohio. Tackle Bob Rowe captured his second MAC Lineman of the Year Award and went on to a 10-year NFL career with the St. Louis Cardinals.

A snowstorm hit Kalamazoo that final weekend and Doolittle, assistant coaches, players and administrators helped shovel the field. In the game, fullback Tim Majerle carried 45 times for 203 yards. The regular quarterback in 1967 was Jim Boreland who erased all earlier passing marks with 74 completions for 1,113 yards. His 267-yard production at Brigham Young was at the time a single-game standard. Defensive end Jerry Collins and safety Dave Hudson were both cited for All-MAC acclaim in 1967 and 1968. Mark Bordeaux took over the passing chores the latter season and proceeded to set then-school records for yards (1,143), attempts (171), and completions (83). In 1962, WMU was on the losing end of a 53-36 game against Mercury Morris led West Texas State team as Bordeaux hit 18 of 33 for 264 yards.

In 1969 Doolittle installed the Houston Veer attack while at the same time assembling some top flight defensive players. These ingredients produced .700 seasons the following three years.





Mid-American Conference co-Champions – 1966. It was the program's first conference title.

The top runner of that period was Roger "Ramjet" Lawson, who gained 1,250 yards in 1970 and led the nation's collegians with a 7.2 yard average per carry. Lawson ended with 2,018 yards and was the school's first career 2,000-yard runner. Greg Flaska was a tough blocking tight end but still caught 69 passes from 1968-70. Quarterback Ted Grignon (1969-71) directed the veer attack and passed for 2,462 yards and had 3,627 yards in total offense.

Guard Larry Ulmer, a third-team All-American guard in 1972, anchored a big line that provided holes for Lawson and Larry Cates, who picked up over 1,800 career yards in the early 1970s. Defensive standouts of the era were All-MAC picks Vern Davis, safety; Bill Slater, end; cornerback Vern Brown; tackle Bernie Thomas; outside linebacker Greg Igaz; and middle linebackers Tom Elias and Dominic Riggio. The latter was runner-up to Kent State's Jack Lambert as MAC Defensive Player of the Year in 1972, while Brown had a 100-yard TD interception return against Brigham Young in 1970.

THE MOVE TO DIVISION 1-A

WMU and the MAC moved up to Division I-A competition during the 1960s and played far-ranging schools, scheduling Minnesota, Wisconsin, Louisville, West Texas State, Long Beach State, Brigham Young, Pacific, Fresno State, and Texas-Arlington. The MAC underwent change as well, becoming a 10-team league in the 1970s with the addition of Central Michigan, Eastern Michigan, Ball State, and Northern Illinois.

In 1972, the Broncos were second nationally in rushing defense giving up 89.1 yards per game. All-MAC safety Ron Karlis, meanwhile, intercepted eight passes and returned them a MAC-record 274 yards. He finished with 313 career return yards on 15 thefts. The following year, Waldo Stadium was expanded from 19,000 to 25,000 seats and artificial turf was installed.

Elliot Uzelac, a shot put champion as a Bronco undergrad, succeeded Doolittle as head coach in 1975, a year in which senior fullback Dan Matthews became the third 2,000-yard career rusher. Matthews hit that figure on the nose when he carried 43 times for 233 yards in his final game against Eastern Michigan. The Broncos snapped a 14-game losing skid in that game with a 24-14 victory after which the goal posts were torn down by excited students.

PERSELL MAKES HIS PRESENCE KNOWN

Western Michigan's 1976 team made a remarkable comeback, from 1-10 the previous year to 7-4, and also handed league champ Ball State its only MAC setback. Uzelac was an almost unanimous choice for MAC Coach of the Year as the Broncos were the nation's second-most improved team. Sophomore tailback Jerome Persell gained 241 yards in the season opener with Eastern Michigan and didn't stop there. By season's end, Persell had picked up 1,505 yards to rank No. 2 nationally behind Pitt's Heisman Trophy winner Tony Dorsett. He scored 19 TDs to equal Sam Dunlap's school record, which had been set in 1916. Persell was a third-team All-American and won the first of

his three MAC Offensive Player of the Year awards while WMU's defense led the country in passing yield.

The 1977 club was picked to win the league crown, however, it came in at 4-7 as 22 surgical operations constantly depleted front line talent and depth. Six of the games were lost by 29 combined points, including a slim 10-7 loss at Minnesota as the Gophers kicked a last-second field goal after blocking a punt. Persell was a second-team All-American gaining 1,339 yards to finish behind Heisman winner Earl Campbell of Texas and Oklahoma State's Terry Miller on the national level.

The 1978 team came back to post a 7-4 record. Persell gained 1,346 yards that year and became the third runner in NCAA Division I-A history to top 4,000 yards in just three seasons. In the process, he tied a then-NCAA record with three straight 200-yard performances.

The injury bug hit again in 1979 as the Broncos got off to a 1-5 start. They rebounded with five straight wins to become only one of 18 Division I-A clubs to enjoy a winning campaign after an identical opening record. Freshman Larry Caper continued a Bronco tradition by leading the MAC rushers with 844 yards while Craig Morrow ranked second



Jerome Persell rushed for 1,505 yards in 1976, finishing second nationally to Heisman Trophy winner Tony Dorsett. Gifted with tremendous leg strength, Persell became just the third runner in NCAA Division I-A history to compile 4,000 rushing yards over three seasons.

in 1980 with 778.

Tough blocking fullback Bobby Howard was cited for All-MAC acclaim and gradually approached the career 2,000-yard running mark, which he topped early in 1980. The 1979 defense, paced by tackle Matt Murphy, linebacker Eric Manns, and cornerback Pat Humes, ranked No. 3 nationally versus the rush and No. 6 in total defense. It gave up just 16 points during the five-game victory string at year's end.

The 1981 season produced a 6-5 record and was highlighted by defensive tackle Allen Hughes being picked for All-MAC honors for a second straight year. One-time walk on split end Bob Phillips won All-MAC honors for the first of two times. He set then school season records for interceptions (53) and receiving yards (809).

JOHN OFFERDAHL ANCHORS THE DEFENSE





Jack Harbaugh took over as Western Michigan's head coach for 1982, coming to Kal-amazoo after a stint as defensive coordinator at Stanford. He nearly won the MAC his first year going 7-2-2 overall and finishing second in the league at 5-2-2. The Broncos bowed 7-3 in the fourth game of the season to eventual champ Bowling Green on the road. That team also led the nation in scoring defense, giving up 7.1 points per game. The last scholarship — and a half one at that — awarded that year was to a 185-pound linebacker from Ft. Atkinson, Wis., named John Offerdahl. He made a quick impression during fall camp and not only was on full scholarship but also in the starting lineup for the opening game. WMU and seven other MAC schools were classified as Division I-AA during 1982; center Matt Meares received All-American honors that year.

Highlights from the 1980s included tough tailback Shawn Faulkner finishing his career in 1983 with 3,341 yards, including a school record 1,668 as a senior. His 394 carries out of a one-back alignment was 10 shy of a national record. Faulkner, who had been an all-state safety at Port Huron Northern High, liked contact and would often run through a hole looking to punish a defensive back rather than trying to find daylight.

Western Michigan not only won a game against Miami in Oxford, Ohio for the first time since 1940, but snapped that string in dramatic fashion in the 1983 dedication of Yager Stadium as Mike Prindle nailed a 47-yard field goal on the final play for a 20-18 victory.

Offerdahl wrapped up his career in 1985, setting a MAC record for tackles (694), earning third-and second-team All-American honors, and winning most valuable defensive honors at the Senior Bowl. He stopped Auburn's Heisman winner Bo Jackson just shy of the goal line in that contest. He went on to an eight-year career with the Miami Dolphins and was picked for five Pro Bowls. As a senior in 1986, eventual pro Mark Garalczyk would win MAC Defensive Player of the Year acclaim and a spot in the East-West Shrine Game.

MOLDE'S STAFF ARRIVES

The 1987 season signaled the arrival of Al Molde from Eastern Illinois University. Molde had already put in 16 years as a head coach and his staff had over 100 combined years of working together. They installed a wide-open offense featuring as many as four wide receivers.

That year produced a 5-6 showing, however junior college transfer and Marine Tony Kimbrough took over the starting quarterback job midway through the season. Split end Jamie Hence, an All-American hurdler in track, caught a league-record 16 passes in the finale at Ohio.

In 1988, the Broncos rolled off a 9-3 season and earned the school's only trip to the California Bowl, where they bowed 35-30 to Big West champion Fresno State on the Bulldogs' home field.


Kimbrough won the Vern Smith Trophy as the Most Valuable Player in the MAC, hitting 186 of 324 passes for 2,465 yards. The team clinched the championship on a rainy November day in Muncie, Ind., beating Ball State 16-13. Another key contest came two weeks before at Ypsilanti, where linebacker Sean Mulhearn and cornerback Bert Henderson stopped an Eastern Michigan running attempt on the one-yard line in the final minute to preserve a 31-24 win. At the end of the year, Eastern was second in the MAC and Ball State third.

The 1988 Broncos were captained by four seniors who won All-MAC honors and were exceptional individual leaders. Besides Kimbrough, they were tackle and eventual New Orleans Saints' starter Kevin Haverdink, who played with a broken bone in his leg late in the season; one-time walk on and hard-hitting strong safety Willie Berrios; and linebacker Eric Hoffman, who brought high intelligence to his signal calling and an assassin's mentality to the point of attack.

Haverdink was a Third Team All-American and appeared in post-season all-star games while Hoffman was runner-up for MAC Defensive Player of the Year honors. Molde was named MAC Coach of the Year.

In 1989, the Broncos were 5-6 as four of the losses, all within the MAC, were by a single point. "True" freshman Brad Tayles beat out two junior college hopefuls in fall camp to win the quarterback job. It also marked the Windsor, Ont., native's first exposure to American football rules; he went on to become MAC Freshman of the Year. Defensive end and eventual pro performer Joel Smeenge finished second in MAC Defensive Player of the Year balloting, recording school career (66) and season (23) records for tackles for loss despite having to battle double-team blocking on virtually every play. At Waldo Stadium, seating capacity was increased to 30,200.

From 1990 through 1996, the Broncos rolled off seven wins a year, going 43-32-2. They were second in the league in 1992 and 1993 and had notable wins at Army (20-7,



John Offerdahl (#48) joined WMU's program as an undersized walk-on linebacker and left as the MAC's most prolific tackler. Best known for his goal line collision with Auburn's Bo Jackson that stopped the Heisman trophy winner from scoring in the Senior Bowl. Offerdahl went on to have a Pro Bowl career with the Miami Dolphins.

1993) and Iowa State (23-19, 1994) plus a tie at TCU (17-17, 1992).

Mulhearn, who had originally come to WMU on a half-scholarship, was the MAC Defensive Player of the Year in 1990. Mammoth tackle Paul Hutchins (6-6, 335) played in the 1992 Hula Bowl while two years later, multi-talented lineman Tom Nütten was selected for the Hula Bowl and the East-West Shrine Game. Nütten later helped the St. Louis Rams to victory in Super Bowl XXXIV.

The year 1993 also marked the advent of night football at Waldo Stadium, which has become extremely popular. The John Gill Stadium Club and a new press box were added two years later.

Tayles' successor at quarterback was Jay McDonagh, who had been an accomplished Golden Gloves boxer in Chicago and had been recruited by Iowa State as a defensive back. Despite coming from an option attack in high school, McDonagh ended up passing for 6,148 yards and hitting 59 percent of his attempts from 1993-95. Also wrapping up his career in 1995 was tackle Dion Powell, who joined Smeenge as only the second





WMU three-time All-MAC First Team defensive line pick.

The 1996 season saw WMU open with nine losses before winning the final two contests of the year. Split end Tony Knox caught a then school-record 71 passes. He ranked 11th in that category and eighth for kickoff return average (27.6). Tim Lester took over at quarterback and completed 203 passes to share MAC Freshman of the Year accolades.

A RESURGENCE UNDER DARNELL

Gary Darnell, a 27-year veteran of collegiate coaching ranks, was named as the Bronco's 13th head coach on December 14, 1996. The 1997 season saw him take over a team that was 2-9 overall and post the nation's most improved record for NCAA Division I-A at 8-3. WMU was picked to finish fifth among six teams in the MAC West Division but ended up second at 6-2. Following a 2-3 start, the Broncos ran off six straight wins, a school high since 1941, and the sixth-longest streak in the nation. Ten true freshmen saw playing time, including fullback and 1,033 yard rusher Robert Sanford, the MAC Freshman of the Year and Second Team Freshman All-American by *The Sporting News*.

In 1998, WMU posted a 7-4 mark while producing the ninth-best passing attack in the nation, averaging 310.3 yards per game. The Broncos become just the 14th Division I-A program to produce a 1,000-yard receiver (Steve Neal), a 1,000-yard rusher (Darnell Fields) and a 3,000-yard passer (Tim Lester) in the same season.

Placekicker Brad Selent, a former walk on, was named the inaugural recipient of the MAC Special Teams Player of the Year Award. Selent was named a semifinalist for the Lou Groza Award, given to the nation's top kicker. Lester set five school season passing records, including yards (3,311) and touchdown passes (22). WMU opened the season with a 37-23 win over Northern Illinois before a MAC record crowd of 35,107 at Waldo Stadium.

The success under Darnell continued through the 1999 and 2000 seasons, when the Broncos captured back-to-back MAC West Division titles, compiling a record of 16-8 during that span.

MAC WEST DIVISION CHAMPIONS

The 1999 season saw Darnell's team smash 41 school records and become the first MAC school to clinch a division title in the month of October. The Broncos nearly upset heavily-favored Marshall in the MAC Championship Game, which at the time was the second-most watched college football contest in ESPN2 history. After playing tough at Florida and Missouri, Western Michigan won six straight games. Lester finished his career ranked fifth in NCAA passing yards and seventh in touchdown passes. He also beat out a national field to earn Burger King Scholar Athlete of the Week honors for academic success.


Darnell led WMU to a 9-3 mark in 2000, tying a school record for victories while also matching a standard for league wins with a 7-1 slate. For his efforts, Darnell was named MAC Coach of the Year, receiving 74 percent of the votes. WMU captured its second MAC West Division title, defeating Toledo, 21-14, in a crucial showdown in Waldo Stadium.

A revamped Bronco defense became the fourth-stingiest in the nation, allowing just 11.5 points per game and posting three shutouts — the most since the 1971 season. Darnell spearheaded an eight-game "in-season" winning streak, the longest in 41 seasons, and went unbeaten from Sept. 9-Nov. 4. WMU posted an undefeated record at home (5-0) and either broke or tied 15 school records. The Broncos rose to as high as No. 27 in the national polls. A total of 14 Broncos earned All-MAC honors, the most of any school. Neal left as the MAC's all-time leading receiver and Selent as the MAC's all-time leading scorer among kickers. Sanford finished as the school's all-time leading rusher, and third all-time in MAC annals.

The Broncos recorded their fifth straight season with a MAC record of .500 or better in 2001 and saw seven players receive All-MAC honors, the second-best total in the league (along with Toledo and Northern Illinois). In a season plagued by injuries, Darnell's squad still managed to set or tie 12 school records. Darnell received national recognition when he was named a finalist for the State Farm Eddie Robinson Coach of Distinction Award, joined by Florida's Steve Spurrier, Air Force's Fisher DeBerry and South Carolina's Lou Holtz. WMU also extended its streak of either sharing or being in sole possession of first place in the MAC West Division to 24 consecutive weeks (dating to September 1999).

Playing perhaps the toughest schedule in school history during the 2002 season, WMU dropped four games by four points or less. Nevertheless, the season ended on a positive note with the school's first win at Central Michigan in 29 years. Western Michigan also led the MAC in total defense and produced an All-American in defensive end Jason Babin. Darnell was named a finalist for the State Farm Eddie Robinson Coach of Distinction Award for the second straight year, joining Larry Coker of Miami (FL), Illinois' Ron Turner and Nick Saban of LSU. The Broncos earned recognition in the classroom, being honored by the AFCA as one of nine schools to post a graduation rate of 90 percent or better.

In 2003 Western Michigan recorded a .500 or better record in MAC play for the sixth time in seven seasons. Babin earned All-America honors and MAC Defensive Player



Jason Babin captured the second of two MAC Defensive Player of the Year Awards in 2003. The two-time *Sporting News* All-American later became Western Michigan's first and only first round selection in the 2004 NFL Draft (27th overall) by the Houston Texans. He has also been a member of the Seattle Seahawks and the Kansas City Chiefs.

of the Year accolades for the second straight year, while Tyson DeVree and Paul Tithof were named freshmen All-Americans by *The Sporting News*. WMU ranked eighth in NCAA passing offense (308.4) and produced the first multiple 1,000-yard receivers (Greg Jennings, Kendrick Mosley) in school history. A total of 20 school records were either tied or broken.

CHANGING OF THE GUARD

The Broncos suffered through a 1-10 season during the 2004 season, which prompted a change at head coach. Darnell finished his stint at WMU with a 46-46 record.

Former Bronco offensive coordinator Bill Cubit was lured away from Stanford and





named the Broncos' 14th head coach on Dec. 7, 2004. With a new coaching staff in place, Cubit led the Bronco program into its 100th football season ... and what a season it was.

A CENTENNIAL TO REMEMBER

Western Michigan recorded the largest turnaround in MAC history, going from 0-8 in 2004 to 5-3, finishing in a tie for third in the West Division, in 2005. Cubit also received national recognition for his program's turnaround. He was among the nation's elite coaches in terms of success in the first year with a program.

Cubit ranked fourth in number of wins (7) behind Les Miles (LSU), Urban Meyer (Florida) and Charlie Weis (Notre Dame). He led first-year coaches in change in winning percentage, going from 9.1 percent to 63.6 percent, a change of 54.5 percent. Cubit also led first-year coaches in impact on point differential (+200) and was the only coach among first year coaches to take his team from a negative to a positive point differential from one season to the next.

Western Michigan was recognized within the conference and on the national level in terms of individual honors. Greg Jennings became the first wide receiver to win both the Vern Smith Leadership Award, tying with Bruce Gradkowski (Toledo), and the MAC Offensive Player of the Year Award since Randy Moss in 1997. Jennings was also named All-America by the *Associated Press* and *Sports Illustrated*.

The MAC honored two additional Broncos for their work during the 2005 campaign. Cubit was named Coach of the Year, becoming the fifth WMU coach to do so. Quarterback Tim Hiller became the fifth Bronco to earn MAC Freshman of the Year after leading the conference and the nation in passing efficiency (178.85), despite being ineligible for the statistical championship due to not playing in enough games.

Jennings did earn an NCAA statistical championship in 2005, corraling 8.91 receptions per game to lead the country. The fruits of his labor ripened on April 29, 2006 when the Green Bay Packers called his name with the 52nd overall pick in the National Football

League (NFL) Draft.

Tony Scheffler joined Jennings as a 2006 NFL draftee. The Chelsea, Mich., native was the 61st overall selection by the Denver Broncos, just nine picks after Jennings. Scheffler is the second all-time tight end at Western Michigan behind Jake Moreland in receptions (117) and receiving yards (1,345).

Western Michigan experienced the second-best one-year turnaround in the nation in 2005. It is an accomplishment to applaud and is a firm step in the direction back towards a MAC Championship.

BACK TO A BOWL

The string of success continued into Cubit's second season at the helm of the Western Michigan football program as the Broncos participated in their third postseason bowl game ever. WMU faced the University of Cincinnati Bearcats in the inaugural International Bowl on Jan. 6, 2007 at the Rogers Centre in Toronto, Ontario. It was the first time a collegiate bowl game had been played outside of the United States since 1936 when the Bacardi Bowl took place in Havana, Cuba.

Western Michigan was the story of the day during the bowl game as the Broncos, trailing 24-0 in the second quarter, mounted a come back that spanned from 9:45 mark of the second quarter to the 10:53 mark of the fourth quarter. A game-tying field goal was short and WMU was not able to capture its first-ever bowl victory but the heart of the team and the program was shown to a national audience on ESPN2.

Along the way to the bowl game, Western Michigan as a team put the conference and the nation on notice that the program was re-entering elite status. WMU led the nation in interceptions (24) and sacks per game (3.54), while also snapping the MAC record for rushing yards allowed per game in a season (76.1 ypg), breaking the hold mark of 77.0 yards per game held by Miami since 1973.


The Broncos had their share of individual talent as well as Ameer Ismail led the nation in two statistical categories, sacks (17.0) and tackles for loss (25.5). Ismail broke the school and conference record for sacks in a season and equaled the national record for sacks in a game (6.0) against Ball State on Oct. 21, 2006.

Western Michigan's defense was one to be reckoned with as the nation's leading rusher, Northern Illinois' Garrett Wolfe, found out on Oct. 14, 2006. Wolfe, who had rushed for over 350 yards one week prior, managed just 25 net yards, while the team was held to zero net yards on the ground.

Northern Illinois was one of four teams to not reach the double-digit mark for team net rushing against WMU in 2006. Akron was not able to reach positive numbers as the Zips were held to minus-13 yards rushing in the Broncos' 17-0 win the regular season finale.

Western Michigan did not shy from the test on the national stage either. The Broncos battled three teams from Bowl Championship Series (BCS) conferences. WMU traveled to Charlottesville, Va., for a showdown with Virginia on Homecoming. It was a Homecoming spoiled as Western Michigan came away with a 17-10 win for its first victory over an Atlantic Coast Conference opponent in program history. WMU almost made it an ACC sweep on Nov. 18, 2006 when a holding call kept the Broncos from tying Florida State in Tallahassee, Fla. WMU eventually fell, 28-20, when a pass on the last play of the game was batted out of bounds.

The 2007 campaign brought about changes on the field and on the sidelines. For the first time under Cubit, the WMU football program would not have a seasoned quarterback as the starter entering the year. On top of the inexperience on the field, Cubit and Co. would welcome in five new coaches to the staff, the largest turnover for the program during his tenure.



Greg Jennings led the NCAA in receptions during the 2005 campaign en route to becoming the first wide receiver to win the MAC's Vern Smith Leadership Award since Randy Moss in 1997. Jennings went on to be drafted by the Green Bay Packers in the second round of the 2006 NFL Draft, as did teammate Tony Scheffler (Denver Broncos).




ALL-CENTURY TEAM

The Broncos did not shy away from competition during their non-conference schedule. In fact, WMU boasted the 10th-strongest schedule among non-BCS schools. Western Michigan opened with West Virginia, ranked No. 3 at the time. The Broncos later faced Missouri in Columbia, Mo. These two teams, each ranked as high as No. 2 during the season, were one win away from meeting one another in the BCS Championship Game. It would have made WMU the only team to have faced the two title game participants.

Western Michigan played six teams that ended the season bowl eligible but due to the strength of its schedule and the team's determination, one of those six did not see a bowl game. WMU went into Iowa City during the second-to-last week of the season with a 3-7 record and nothing to lose. Iowa was 6-6 on the year and needed a win on Senior Day to secure a bowl berth. The Broncos jumped out to a 19-0 lead and never looked back, clinching the victory with a fourth-quarter field goal to win, 28-19.

The win was the second over a BCS school on the road in as many seasons for Cubit and his staff and it improved WMU to a 2-0 lead in the all-time series with the Hawkeyes.

In 2008, many milestones were achieved at both the team and individual level. Western Michigan won nine games in a season for just the third time in program history en route to reaching its fourth postseason bowl game ever, the 2008 Texas Bowl, and the second bowl in three seasons. The Broncos also captured the program's 500th win on Oct. 4, 2008 with a convincing 41-20 win over Ohio in front of a frenzied Homecoming crowd.



Hiller broke seven season and game passing records, throwing for 3,725 yards and 36 touchdowns on 339-of-522 passing - all new WMU records. Louis Delmas became the first Bronco since 2003 to amass 100 tackles in a season with 111 and began the new year as the program's second-highest NFL draft selection. He was chosen 33rd overall, the first pick of the second round, by the Detroit Lions.

Fellow North Miami Beach, Fla., native EJ Biggers was also drafted, going to the Tampa Bay Buccaneers with the 217th pick in the seventh round.

Jamarko Simmons secured his place in WMU history breaking Greg Jennings' former records for receptions in a career (260) and in a season (104), while also breaking Jennings' mark for receiving yards in a season (1,276). He rejoined Jennings as an undrafted free agent with the Green Bay Packers. Also signing a free agent contract was cornerback Londen Fryar with the Kansas City Chiefs.

The offensive numbers continued to swell as the second decade of the new millennium got under way. Jordan White broke the single-season record for receiving yards (1,378) and new starter Alex Carder became only the third Bronco QB to throw for over 3,000 yards in a year. WMU also became the first team in the MAC era to play at Notre Dame.

- Afariogun, Mobolaji – TE (1999-2002)
- Agema, Paul – WR (1988, 90)
- Allsbury, Anthony – DE (1999-2002)
- Alston, Cory – WR (1997-2000)
- Anderson, Adam – P (2001, 03-04)
- Babin, Jason – DE (2000-03)
- Barski, Marty – DB (1965-67)
- Berrios, Willie – S (1985-88)
- Bray, Ray – G (1936-38)
- Browning, Chris – DE (1999-2002)
- Bush, Josh – WR (1998-01)
- Cates, Larry – HB (1971-73)
- Cheatham, Clarence – T (1957-59)
- Chlebek, Ed – QB (1960-61)
- Clysdale, Pat – E (1949-50)
- Coleman, Hap – HB (1940-42)
- Coleman, Lovell – HB (1957-59)
- Collins, Jerry – DE (1966-68)
- Crews, Terry – DE (1987-90)
- Davis, Vern – S (1968-70)
- Dunlap, Sam – HB (1915-17, 19)
- Elias, Tom – LB (1969-71)
- Faulkner, Shawn – HB (1980-83)
- Flaska, Greg – TE (1968-70)
- Garalczyk, Mark – DT (1984-86)
- Gill, John – HB (1919-22)
- Gillespie, Art – FB (1944-48)
- Hamiin, Gene – C (1966-67)
- Harris, Norm – QB (1948-50)
- Haverdink, Kevin – T (1985-88)
- Hawkins, Steve – S (1991-93)
- Hence, Jamie – SE (1985-88)
- Hoffman, Eric – LB (1985-88)
- Howard, Bobby – FB (1977-80)
- Hudson, Dave – DB (1966-68)
- Hughes, Allen – DT (1978-81)
- Hutchins, Paul – OL (1988-92)
- Igaz, Greg – LB (1969-71)
- Jennings, Greg – WR (2002-05)
- Johnson, Oscar – T (1922-24)
- Karlis, Ron – S (1970-72)
- Kimbrough, Tony – QB (1987-88)
- Knapp, Charlie – OL (1996-99)
- Kribs, Dave – DB (1937-39)
- Lambert, Paul – OT (1997-2000)
- Lawson, Roger – FB (1969-70)
- Lester, Tim – QB (1996-99)
- Lewandowski, Joe – T (1994-97)
- Livingston, Dale – P (1965-67)
- Lomakoski, Jon – T (1959-61)
- Manns, Eric – LB (1977-79)
- Matheson, Jack – E (1939-41)
- McDonagh, Jay – QB (1993-95)
- McKinley, Jim – E (1963-65)
- Meares, Matt – C (1980-82)
- Miller, John – HB (1932-34)
- Miller, Rudy – E (1920-23)
- Moore, Rocco – T (1973-76)
- Moreland, Jake – TE (1996-99)
- Mosely, Kendrick – WR (1999-03)
- Moss, Tristan – CB (1992-95)
- Mulhearn, Sean – LB (1987-90)
- Myers, "Tubby" Melvin – HB (1906-08)
- Neal, Steve – WR (1997-00)
- Niles, Scott – LB (1996-99)
- Nütten, Tom – G (1991-94)
- Offerdahl, John – LB (1982-85)
- Olsen, Walter – QB (1915-19)
- Persell, Jerome – HB (1976-78)
- Phillips, Bob – SE (1979-82)
- Potter, Harry – HB (1921-23)
- Powell, Dion – DT (1992-95)
- Prindle, Mike – K (1981-84)
- Redmond, Leo – C (1918-22)
- Reed, Cliff – FL (1981-84)
- Riggio, Dominic – LB (1971-73)
- Rogers, Ronald – DB (1998-2001)
- Rowe, Bob – DT (1964-66)
- Sanford, Robert – HB (1997-2000)
- Scheffler, Tony – TE (2002, 04-05)
- Schiller, Carl – E (1943-47)
- Schoolmaster, Chuck – C (1946-49)
- Secory, Frank – G (1933-35)
- Selent, Brad – K (1997-2000)
- Sitko, Mike – C (1973-76)
- Siwek, Mike – DT (1967-69)
- Slater, Bill – DE (1969-71)
- Smeenge, Joel – DT (1986-89)
- Soldano, Garrett – LB (1997-2000)
- Spielmaker, Kelly – TE (1983-86)
- Stollsteimer, Floyd – DB (1951-53)
- Swoape, Roy – LB (1982-85)
- Thomas, Bernard – DT (1970-72)
- Toth, Tom – T (1982-84)
- Tuffo, Peter – LB (1990, 92-93)
- Ulmer, Larry – G (1970-72)
- Vackaro, Jim – HB (1992-95)
- Wilson, Duane – T (1979-82)
- Wysocki, Pete – LB (1966, 68)
- Yambrick, Bill – C (1940-42)



ANNUAL RESULTS



YEAR	RECORD	LEAGUE	PF	PA	COACH	YEAR	RECORD	LEAGUE	PF	PA	COACH
1906	1-2-0	—	26	28	Myers	1961 ^	5-4-1	4-1-1, 2nd	143	179	Schlosser
1907	3-2-1	—	42	8	Spaulding	1962	5-4-0	3-3-0, 4th	158	112	Schlosser
1908	3-3-0	—	33	98	Spaulding	1963	2-7-0	2-4-0, 5th	111	201	Schlosser
1909	7-0-0	—	194	8	Spaulding	1964	3-6-0	2-4-0, 5th	77	185	Doolittle
1910	4-1-1	—	75	20	Spaulding	1965	6-2-1	3-2-1, 3rd	128	127	Doolittle
1911	2-3-0	—	110	59	Spaulding	1966 *	7-3-0	5-1-0, T-1st	175	194	Doolittle
1912	3-2-1	—	86	49	Spaulding	1967	5-4-0	4-2-0, T-3rd	156	164	Doolittle
1913	4-0-0	—	59	15	Spaulding	1968	3-6-0	2-4-0, 5th	160	191	Doolittle
1914	6-0-0	—	180	7	Spaulding	1969	4-6-0	1-4-0, T-5th	216	203	Doolittle
1915	5-1-0	—	291	43	Spaulding	1970	7-3-0	2-3-0, 4th	277	132	Doolittle
1916	5-1-0	—	389	38	Spaulding	1971	7-3-0	2-3-0, 4th	228	124	Doolittle
1917	4-3-0	—	203	105	Spaulding	1972	7-3-1	2-2-1, 3rd	229	201	Doolittle
1918	3-2-0	—	223	30	Spaulding	1973	6-5-0	1-4-0, t-5th	190	218	Doolittle
1919	4-1-0	—	156	91	Spaulding	1974	3-8-0	0-5-0, 6th	187	269	Doolittle
1920	3-4-0	—	119	131	Spaulding	1975	1-10-0	0-7-0, 9th	119	297	Uzelac
1921	6-2-0	—	262	40	Spaulding	1976	7-4-0	6-3-0, 4th	270	202	Uzelac
1922	6-0-0	—	160	0	Olander	1977	4-7-0	3-5-0, 7th	261	231	Uzelac
1923	6-1-1	—	160	21	Olander	1978	7-4-0	5-4-0, 4th	220	152	Uzelac
1924	5-1-1	—	101	46	Martineau	1979	6-5-0	5-4-0, 3rd	186	120	Uzelac
1925	6-2-1	—	125	47	Martineau	1980	7-4-0	6-3-0, 2nd	233	179	Uzelac
1926	7-1-0	—	132	20	Martineau	1981	6-5-0	5-4-0, T-5th	206	170	Uzelac
1927	3-4-0	—	100	72	Martineau	1982	7-2-2	5-2-2, 2nd	186	78	Harbaugh
1928	5-2-0	—	119	32	Martineau	1983	6-5-0	4-5-0, 6th	179	208	Harbaugh
1929	5-2-1	—	161	44	Gary	1984	5-6-0	3-6-0, T-8th	234	213	Harbaugh
1930	5-1-1	—	192	25	Gary	1985	4-6-1	4-4-1, T-4th	182	212	Harbaugh
1931	5-2-0	—	86	51	Gary	1986	3-8-0	3-5-0, 8th	183	257	Harbaugh
1932	6-0-1	—	174	6	Gary	1987	5-6-0	4-4-0, 5th	218	240	Molde
1933	3-3-1	—	66	64	Gary	1988 **^	9-3-0	7-1-0, 1st	354	237	Molde
1934	7-1-0	—	104	52	Gary	1989	5-6-0	3-5-0, 6th	210	210	Molde
1935	5-3-0	—	78	91	Gary	1990	7-4-0	5-3-0, 3rd	249	218	Molde
1936	2-5-0	—	60	91	Gary	1991	6-5-0	4-4-0, 5th	218	253	Molde
1937	5-3-0	—	92	65	Gary	1992	7-3-1	6-3-0, 2nd	197	177	Molde
1938	4-3-0	—	102	26	Gary	1993	7-3-1	6-1-1, 2nd	236	187	Molde
1939	2-6-1	—	51	85	Gary	1994	7-4-0	5-3-0, T-3rd	274	189	Molde
1940	2-5-0	—	77	117	Gary	1995	7-4-0	6-2-0, T-3rd	253	190	Molde
1941	8-0-0	—	183	27	Gary	1996	2-9-0	2-6-0, 9th	208	304	Molde
1942	5-1-0	—	66	37	Gill	1997	8-3-0	6-2-0, 2nd-WD	301	265	Darnell
1943	4-2-0	—	151	89	Gill	1998	7-4-0	5-3-0, 3rd-WD	360	312	Darnell
1944	4-3-0	—	162	123	Gill	1999 #	7-5-0	6-2-0, 1st-WD	373	342	Darnell
1945	4-3-0	—	147	105	Gill	2000 #	9-3-0	7-1-0, 1st-WD	359	139	Darnell
1946	5-2-1	—	158	100	Gill	2001	5-6-0	4-4-0, 4th-WD	277	266	Darnell
1947	5-4-0	—	139	147	Gill	2002	4-8-0	3-5-0, 5th-WD	303	330	Darnell
1948	6-3-0	3-1-0, 2nd	199	106	Gill	2003	5-7-0	4-4-0, 4th-WD	331	370	Darnell
1949	4-4-0	2-3-0, 4th	148	123	Gill	2004	1-10-0	0-8-0, 7th-WD	248	436	Darnell
1950	5-4-0	1-3-0, 5th	188	163	Gill	2005	7-4-0	5-3-0, T-3rd-WD	354	342	Cubit
1951	4-4-0	1-4-0, 6th	164	160	Gill	2006 ^	8-5-0	6-2-0, 2nd-WD	299	259	Cubit
1952	4-4-0	1-4-0, 6th	154	159	Gill	2007	5-7-0	3-4, T-3rd-WD	323	347	Cubit
1953	1-6-1	0-4-1, 6th	66	238	Petoskey	2008 ^	9-4-0	6-2, T-2nd-WD	372	324	Cubit
1954	4-5-0	3-4-0, 5th	136	186	Petoskey	2009	5-7-0	4-4, 3rd-WD	296	330	Cubit
1955	1-7-1	0-5-0, 7th	80	200	Petoskey	2010	6-6-0	5-3, 3rd-WD	388	286	Cubit
1956	2-7-0	1-4-0, 6th	114	168	Petoskey						
1957	4-4-1	1-4-1, 5th	150	126	Schlosser	Totals	515-405-24	214-220-9	19,434	15,776	.546 Pct.
1958	4-5-0	2-4-0, 5th	188	200	Schlosser						
1959	4-5-0	3-3-0, 5th	185	116	Schlosser						
1960	4-4-1	2-4-0, 5th	173	106	Schlosser						

* Mid-American Conference Champions
 # Mid-American Conference West Division Champions
 ^ Postseason Bowl Participant





YEAR-BY-YEAR RESULTS

1906 (1-2)			1914 (6-0)			1921 (6-2)			1927 (3-4)		
Nov. 17	Eastern Michigan	L, 5-14	U	Battle Creek TS	W, 28-0	U	Ferris State	W, 49-0	Oct. 8	@Lombard	L, 6-18
U	Kalamazoo	L, 0-14	U	Olivet	W, 3-0	U	@Albion	W, 20-9	Oct. 15	Notre Dame Reserves	L, 0-18
U	Wayland HS	W, 21-0	U	Albion	W, 43-0	U	Notre Dame Frosh	W, 7-0	Oct. 22	Central Michigan	L, 12-18
1907 (3-2-1)			1915 (5-1)			1922 (6-0)			1928 (5-2)		
U	Grand Rapids HS	W, 9-0	U	Hillsdale	L, 16-20	U	Chicago YMCA	L, 3-7	U	Chicago YMCA	W, 26-0
U	Albion	L, 0-5	U	Albion	W, 54-7	U	@Michigan State	L, 14-17	Oct. 6	Ferris State	W, 14-0
U	Olivet	L, 0-3	U	Alma	W, 79-0	U	Earlham	W, 42-7	Oct. 13	Lombard	L, 0-14
U	Central Michigan	W, 27-0	U	Olivet	W, 40-0	U	Hope	W, 65-0	Oct. 27	Wayne State	W, 45-0
Nov. 9	Eastern Michigan	W, 6-0	Nov. 6	Eastern Michigan	W, 19-0	U	Milwaukee Engineers	W, 62-0	U	Michigan "B"	W, 6-0
U	Ferris State	T, 0-0	U	Culver Military Acad	W, 83-16	U	Defiance	W, 19-0	Nov. 10	Eastern Michigan	L, 9-18
1908 (3-3)			1916 (5-1)			1923 (6-1-1)			1929 (5-2-1)		
U	McFadden's PC	W, 20-0	U	Grand Rapids Veterinary	W, 93-0	Sept. 29	Notre Dame Frosh	W, 15-0	U	Ferris State	W, 41-0
Oct. 10	Michigan State	L, 0-35	U	Albion	W, 37-0	Oct. 6	Valparaiso	W, 7-0	U	Illinois "B"	W, 20-0
U	Olivet	L, 0-34	U	Indiana (Pa.)	W, 94-6	Oct. 13	Alma	W, 21-7	U	Notre Dame "B"	L, 7-13
U	Albion	L, 0-24	U	Michigan State Frosh	W, 83-0	Oct. 20	@St. Viator	T, 7-7	U	Lombard	W, 14-6
U	Central Michigan	W, 11-5	U	Notre Dame Frosh	L, 6-10	Oct. 29	Western Kentucky	W, 26-0	Oct. 26	Wayne State	W, 40-0
U	Kalamazoo	W, 2-0	U	Ohio Northern	W, 82-19	Nov. 10	Earlham	W, 46-0	Nov. 2	Eastern Michigan	T, 7-7
1909 (7-0)			1917 (4-3)			Nov. 17	Chicago YMCA	W, 32-0	Nov. 9	Central Michigan	W, 25-6
U	Otsego Independents	W, 61-0	U	Albion	W, 26-6	Nov. 29	@Albion	L, 6-7	U	Michigan "B"	L, 7-12
U	Albion	W, 6-0	Oct. 10	Michigan	L, 13-17	1924 (5-1-1)			1930 (5-1-1)		
U	Battle Creek HS	W, 15-0	U	Notre Dame Frosh	W, 83-0	U	Alma	W, 7-0	U	Ferris State	W, 46-0
U	Dowagiac HS	W, 47-0	Nov. 3	Michigan State	W, 14-0	Oct. 4	Notre Dame Frosh	L, 7-15	U	Central Michigan	W, 54-0
U	Benton Harbor Coll.	W, 28-3	U	Camp Custer Soldiers	W, 61-7	Oct. 11	St. Viator	W, 6-0	Oct. 18	@Eastern Michigan	L, 0-19
U	Kalamazoo	W, 26-5	U	Detroit	L, 6-35	Oct. 25	@Western Kentucky	W, 14-0	U	@Wayne State	W, 52-0
U	Central Michigan	W, 11-0	U	Indiana (Pa.)	L, 0-40	Nov. 1	Wisconsin-Oshkosh	W, 23-7	U	Michigan "B"	W, 14-6
1910 (4-1-1)			1918 (3-2)			Nov. 27	Albion	W, 26-3	Nov. 8	@Northern Iowa	W, 26-0
U	Hillsdale	T, 3-3	U	Albion	L, 12-14	1925 (6-2-1)			Nov. 27	Western Kentucky	T, 0-0
U	Albion	L, 5-12	Nov. 2	Michigan State	L, 7-16	Sept. 26	Western Kentucky	W, 20-0	Sept. 26	Ferris State	W, 25-0
U	Culver Military Acad.	W, 22-5	U	Hillsdale	W, 103-0	Oct. 3	Bradley	L, 2-6	Oct. 2	@Detroit	L, 0-20
U	Central Michigan	W, 16-6	U	Hope	W, 62-0	Oct. 10	St. Thomas	L, 13-27	U	@Michigan "B"	L, 0-19
U	Hope	W, 6-0	U	Notre Dame Frosh	W, 39-0	Oct. 17	Valparaiso	W, 45-0	U	Notre Dame "B"	W, 27-6
U	Kalamazoo	W, 28-0	1919 (4-1)			U	Notre Dame Frosh	W, 21-0	Nov. 7	Northern Iowa	W, 14-0
1911 (2-3)			U	Wayne State	W, 88-0	U	Wisconsin-Oshkosh	W, 7-6	Nov. 14	Western Kentucky	W, 13-0
U	Hillsdale	L, 6-14	Oct. 11	Michigan State	W, 21-18	U	Central Michigan	T, 0-0	Nov. 21	@Central Michigan	W, 7-6
U	Albion	L, 5-12	U	Wabash	W, 27-13	U	Chicago YMCA	W, 14-6	1931 (5-2)		
U	Culver Military Acad.	L, 3-27	Oct. 25	Notre Dame	L, 0-53	Nov. 26	Albion	W, 3-2	Sept. 26	Ferris State	W, 25-0
U	Battle Creek TS	W, 62-6	U	Albion	W, 20-7	1926 (7-1)			Oct. 2	@Detroit	L, 0-20
U	Hope	W, 34-0	1920 (3-4)			Sept. 25	Olivet	W, 25-0	U	@Michigan "B"	L, 0-19
1912 (3-2-1)			U	Olivet	W, 47-7	Oct. 2	Bradley	L, 0-12	U	Notre Dame "B"	W, 27-6
U	Culver Military Acad	W, 19-13	Oct. 9	Notre Dame	L, 0-42	Oct. 9	Albion	W, 28-0	Nov. 7	Northern Iowa	W, 14-0
U	Albion	W, 6-3	U	Chicago YMCA	L, 6-10	Oct. 16	@Western Kentucky	W, 3-2	Nov. 14	Western Kentucky	W, 13-0
U	Michigan State	L, 0-20	U	Marquette	L, 7-46	Oct. 23	Chicago YMCA	W, 7-0	Nov. 21	@Central Michigan	W, 7-6
U	Hope	W, 54-0	U	Hope	W, 46-0	Oct. 30	Valparaiso	W, 37-0	1932 (6-0-1)		
U	Hillsdale	T, 7-7	U	Earlham	W, 6-0	Nov. 13	Notre Dame Reserves	W, 12-6	Sept. 24	Hope	W, 31-6
Nov. 15	Eastern Michigan	L, 0-6	U	Wabash	L, 7-27	Nov. 20	Wisconsin-Oshkosh	W, 20-0	Oct. 1	North Central	W, 27-0
1913 (4-0)			1922 (3-4)			1927 (3-4)			Oct. 8	@DePaul	T, 0-0
U	Albion	W, 20-3	U	Olivet	W, 47-7	Oct. 15	St. Viator	W, 7-0	Oct. 15	St. Viator	W, 7-0
U	Culver Military Acad.	W, 13-6	Oct. 9	Notre Dame	L, 0-42	Oct. 29	Northern Iowa	W, 26-0	Nov. 5	Central Michigan	W, 7-0
U	Hope	W, 14-0	U	Chicago YMCA	L, 6-10	Nov. 12	Adrian	W, 76-0	1933 (3-3-1)		
Nov. 1	Eastern Michigan	W, 12-6	U	Marquette	L, 7-46	Sept. 30	North Central	L, 0-7	Oct. 6	@Detroit	L, 0-26
1914 (6-0)			U	Hope	W, 46-0	Oct. 1	North Central	W, 27-0	Oct. 14	@Northern Iowa	W, 8-6
1915 (5-1)			U	Earlham	W, 6-0	Oct. 8	@DePaul	T, 0-0	Oct. 21	Carroll	T, 0-0
1916 (5-1)			U	Wabash	L, 7-27	Oct. 15	St. Viator	W, 7-0	Oct. 28	DePaul	L, 6-25
1917 (4-3)			1918 (3-2)			Nov. 4	@Central Michigan	W, 13-0	Nov. 11	St. Viator	W, 33-0
1918 (3-2)			1919 (4-1)			1920 (3-4)			1921 (6-2)		
1919 (4-1)			1920 (3-4)			1921 (6-2)			1922 (6-0)		
1920 (3-4)			1921 (6-2)			1922 (6-0)			1923 (6-1-1)		
1921 (6-2)			1922 (6-0)			1923 (6-1-1)			1924 (5-1-1)		
1922 (6-0)			1923 (6-1-1)			1924 (5-1-1)			1925 (6-2-1)		
1923 (6-1-1)			1924 (5-1-1)			1925 (6-2-1)			1926 (7-1)		
1924 (5-1-1)			1925 (6-2-1)			1926 (7-1)			1927 (3-4)		
1925 (6-2-1)			1926 (7-1)			1927 (3-4)			1928 (5-2)		
1926 (7-1)			1927 (3-4)			1928 (5-2)			1929 (5-2-1)		
1927 (3-4)			1928 (5-2)			1929 (5-2-1)			1930 (5-1-1)		
1928 (5-2)			1929 (5-2-1)			1930 (5-1-1)			1931 (5-2)		
1929 (5-2-1)			1930 (5-1-1)			1931 (5-2)			1932 (6-0-1)		
1930 (5-1-1)			1931 (5-2)			1932 (6-0-1)			1933 (3-3-1)		
1931 (5-2)			1932 (6-0-1)			1933 (3-3-1)			1934 (3-3-1)		
1932 (6-0-1)			1933 (3-3-1)			1934 (3-3-1)			1935 (3-3-1)		
1933 (3-3-1)			1934 (3-3-1)			1935 (3-3-1)			1936 (3-3-1)		
1934 (3-3-1)			1935 (3-3-1)			1936 (3-3-1)			1937 (3-3-1)		
1935 (3-3-1)			1936 (3-3-1)			1937 (3-3-1)			1938 (3-3-1)		
1936 (3-3-1)			1937 (3-3-1)			1938 (3-3-1)			1939 (3-3-1)		
1937 (3-3-1)			1938 (3-3-1)			1939 (3-3-1)			1940 (3-3-1)		
1938 (3-3-1)			1939 (3-3-1)			1940 (3-3-1)			1941 (3-3-1)		
1939 (3-3-1)			1940 (3-3-1)			1941 (3-3-1)			1942 (3-3-1)		
1940 (3-3-1)			1941 (3-3-1)			1942 (3-3-1)			1943 (3-3-1)		
1941 (3-3-1)			1942 (3-3-1)			1943 (3-3-1)			1944 (3-3-1)		
1942 (3-3-1)			1943 (3-3-1)			1944 (3-3-1)			1945 (3-3-1)		
1943 (3-3-1)			1944 (3-3-1)			1945 (3-3-1)			1946 (3-3-1)		
1944 (3-3-1)			1945 (3-3-1)			1946 (3-3-1)			1947 (3-3-1)		
1945 (3-3-1)			1946 (3-3-1)			1947 (3-3-1)			1948 (3-3-1)		
1946 (3-3-1)			1947 (3-3-1)			1948 (3-3-1)			1949 (3-3-1)		
1947 (3-3-1)			1948 (3-3-1)			1949 (3-3-1)			1950 (3-3-1)		
1948 (3-3-1)			1949 (3-3-1)			1950 (3-3-1)			1951 (3-3-1)		
1949 (3-3-1)			1950 (3-3-1)			1951 (3-3-1)			1952 (3-3-1)		
1950 (3-3-1)			1951 (3-3-1)			1952 (3-3-1)			1953 (3-3-1)		
1951 (3-3-1)			1952 (3-3-1)			1953 (3-3-1)			1954 (3-3-1)		
1952 (3-3-1)			1953 (3-3-1)			1954 (3-3-1)			1955 (3-3-1)		
1953 (3-3-1)			1954 (3-3-1)			1955 (3-3-1)			1956 (3-3-1)		
1954 (3-3-1)			1955 (3-3-1)			1956 (3-3-1)			1957 (3-3-1)		
1955 (3-3-1)			1956 (3-3-1)			1957 (3-3-1)			1958 (3-3-1)		
1956 (3-3-1)			1957 (3-3-1)			1958 (3-3-1)			1959 (3-3-1)		
1957 (3-3-1)			1958 (3-3-1)			1959 (3-3-1)			1960 (3-3-1)		
1958 (3-3-1)			1959 (3-3-1)			1960 (3-3-1)			1961 (3-3-1)		
1959 (3-3-1)			1960 (3-3-1)			1961 (3-3-1)			1962 (3-3-1)		
1960 (3-3-1)			1961 (3-3-1)			1962 (3-3-1)			1963 (3-3-1)		
1961 (3-3-1)			1962 (3-3-1)			1963 (3-3-1)			1964 (3-3-1)		
1962 (3-3-1)			1963 (3-3-1)			1964 (3-3-1)			1965 (3-3-1)		
1963 (3-3-1)			1964 (3-3-1)			1965 (3-3-1)			1966 (3-3-1)		
1964 (3-3-1)			1965 (3-3-1)			1966 (3-3-1)			1967 (3-3-1)		
1965 (3-3-1)			1966 (3-3-1)			1967 (3-3-1)			1968 (3-3-1)		
1966 (3-3-1)			1967 (3-3-1)			1968 (3-3-1)			1969 (3-3-1)		
1967 (3-3-1)			1968 (3-3-1)			1969 (3-3-1)			1970 (3-3-1)		
1968 (3-3-1)			1969 (3-3-1)			1970 (3-3-1)			1971 (3-3-1)		
1969 (3-3-1)			1970 (3-3-1)			1971 (3-3-1)			1972 (3-3-1)		
1970 (3-3-1)			1971 (3-3-1)			1972 (3-3-1)			1973 (3-3-1)		
1971 (3-3-1)			1972 (3-3-1)			1973 (3-3-1)			1974 (3-3-1)		
1972 (3-3-1)			1973 (3-3-1)			1974 (3-3-1)			1975 (3-3-1)		
1973 (3-3-1)			1974 (3-3-1)			1975 (3-3-1)			1976 (3-3-1)		
1974 (3-3-1)			1975 (3-3-1)			1976 (3-3-1)			1977 (3-3-1)		
1975 (3-3-1)			1976 (3-3-1)			1977 (3-3-1)			1978 (3-3-1)		
1976 (3-3-1)			1977 (3-3-1)			1978 (3-3-1)			1979 (3-3-1)		
1977 (3-3-1)			1978 (3-3-1)			1979 (3-3-1)			1980 (3-3-1)		
1978 (3-3-1)			1979 (3-3-1)			1980 (3-3-1)			1981 (3-3-1)		



YEAR-BY-YEAR RESULTS

1934 (7-1)

Oct. 5	@Detroit	L, 7-25
Oct. 13	@Carroll	W, 25-7
Oct. 20	Northrn Iowa	W, 7-0
Oct. 27	DePaul	W, 13-0
Nov. 3	Central Michigan	W, 13-0
Nov. 9	@St. Viator	W, 19-7
Nov. 24	West Chester State	W, 13-7
Nov. 29	@Western Kentucky	W, 7-6

1935 (5-3)

Sept. 28	Illinois College	W, 13-0
Oct. 5	Western Kentucky	W, 6-0
Oct. 12	Chicago	L, 6-31
Oct. 19	Northern Iowa	L, 14-21
Oct. 26	DePaul	L, 0-26
Nov. 9	Central Michigan	W, 13-0
Nov. 16	Butler	W, 19-7
Nov. 23	West Chester State	W, 7-6

1936 (2-5)

Sept. 25	Detroit	L, 0-40
Oct. 10	Miami	L, 0-6
Oct. 17	Valparaiso	W, 7-0
Oct. 24	Northern Iowa	L, 6-12
Oct. 31	DePaul	L, 7-19
Nov. 7	Central Michigan	W, 7-0
Nov. 14	Butler	L, 7-13

1937 (5-3)

Oct. 1	Detroit	L, 7-20
Oct. 9	Illinois College	W, 37-0
Oct. 16	Northern Iowa	W, 7-0
Oct. 23	St. Viator	L, 7-13
Oct. 30	Western Kentucky	W, 13-7
Nov. 6	Central Michigan	W, 7-0
Nov. 13	Butler	W, 14-13
Nov. 20	DePaul	L, 12-0

1938 (4-3)

Sept. 24	Illinois College	W, 28-0
Sept. 30	@Detroit	L, 0-7
Oct. 8	Northern Iowa	W, 20-0
Oct. 15	@Akron	L, 0-6
Oct. 29	Western Kentucky	L, 6-13
Nov. 5	@Butler	W, 13-0
Nov. 12	Central Michigan	W, 35-0

1939 (2-6-1)

Sept. 29	@Detroit	L, 0-14
Oct. 7	Miami	W, 6-0
Oct. 14	Akron	W, 6-0
Oct. 21	@Northern Iowa	T, 13-13
Oct. 28	@Toledo	L, 0-6
Nov. 4	Western Kentucky	L, 14-20
Nov. 11	Butler	L, 0-12
Nov. 18	Ohio	L, 6-13
U	Wayne State	L, 6-7

1940 (2-5)

Oct. 5	Wayne State	L, 6-13
Oct. 12	Ohio	L, 7-20
Oct. 19	Northern Iowa	L, 19-20
Oct. 26	Toledo	L, 0-12
Nov. 2	Western Kentucky	L, 6-25
Nov. 9	Miami	W, 20-13
Nov. 16	Manchester	W, 19-14

1941 (8-0)

Sept. 27	@Western Reserve	W, 7-0
Oct. 3	Butler	W, 14-6
Oct. 18	@Northern Iowa	W, 28-7
Oct. 25	Toledo	W, 34-0
Nov. 1	Western Kentucky	W, 21-7
Nov. 8	Manchester	W, 12-0
Nov. 15	@Wayne State	W, 34-0
Nov. 20	Ripon	W, 33-7

1942 (5-1)

Sept. 26	@Dayton	L, 0-21
Oct. 10	Toledo	W, 13-0
Oct. 17	Northern Iowa	W, 14-7
Oct. 24	Butler	W, 13-7
U	Grosse Isle Navy	W, 13-2
Nov. 14	Wayne State	W, 13-0

1943 (4-2)

U	@Central Michigan	W, 19-0
Sept. 25	@Michigan	L, 6-57
U	Alma	W, 54-0
U	Xavier	W, 60-0
Oct. 16	Miami	W, 6-0
Nov. 6	Great Lakes Navy	L, 6-32

1944 (4-3)

U	Fort Sheridan	W, 67-6
U	Wabash	W, 20-0
U	Bunker Hill Navy	L, 7-33
Sept. 30	@Miami	L, 6-32
Oct. 7	Central Michigan	W, 35-14
Oct. 14	@Great Lakes Navy	L, 0-38
U	@Wooster	W, 27-0

1945 (4-3)

Sept. 22	Alma	W, 21-13
Sept. 29	@Central Michigan	L, 0-6
Oct. 6	@Ohio	W, 21-20
Oct. 13	Miami	L, 13-21
Oct. 27	Great Lakes Navy	L, 0-39
Nov. 3	@Valparaiso	W, 26-13
Nov. 10	Wooster	W, 66-0

1946 (5-2-1)

Sept. 28	Ripon	W, 47-0
Oct. 5	Ohio	L, 7-25
Oct. 12	Butler	W, 19-0
Oct. 19	@Northern Iowa	T, 0-0
Oct. 26	@Western Kentucky	W, 32-21
Nov. 2	Central Michigan	W, 27-21
Nov. 8	Valparaiso	W, 26-13
Nov. 16	@Miami	L, 0-20

1947 (5-4)

Sept. 26	@Xavier	L, 0-19
Oct. 4	Washington (Mo.)	W, 14-0
Oct. 11	@Central Michigan	W, 20-12
Oct. 18	Northern Iowa	W, 14-0
Oct. 25	@Butler	L, 20-21
Nov. 1	Western Kentucky	W, 38-0
Nov. 8	@Illinois	L, 14-60
Nov. 27	@Oklahoma City	L, 7-35
U	Beloit	W, 12-0

1948 (6-3, 3-1 MAC - 2nd)

Sept. 25	Western Reserve	W, 26-0
Oct. 2	@Beloit	W, 33-0
Oct. 9	Central Michigan	W, 7-0
Oct. 16	@Northern Iowa	L, 6-13
Oct. 23	Xavier	L, 20-39
Oct. 30	@Miami	L, 28-34
Nov. 6	Butler	W, 20-7
Nov. 13	@Washington (Mo.)	W, 19-6
Nov. 20	@Ohio	W, 40-7

1949 (4-4, 2-3 MAC - 4th)

Sept. 24	Northern Iowa	W, 20-6
Oct. 1	Ohio	L, 6-16
Oct. 8	@Cincinnati	L, 6-27
Oct. 15	Washington (Mo.)	L, 0-12
Oct. 22	@Central Michigan	W, 35-8
Oct. 29	Miami	L, 20-34
Nov. 5	@Butler	W, 40-6
Nov. 12	@Western Reserve	W, 21-14

1950 (5-4, 1-3 MAC - 5th)

Sept. 23	Northern Illinois	W, 40-13
Sept. 30	Central Michigan	W, 21-13
Oct. 7	Toledo	W, 54-19
Oct. 14	@Miami	L, 0-35
Oct. 21	@Washington (Mo.)	W, 26-7
Oct. 28	Cincinnati	L, 6-27
Nov. 4	Butler	W, 20, 0
Nov. 11	Western Reserve	L, 0-26
Nov. 18	@Ohio	L, 7-10

1951 (4-4, 1-4 MAC - 6th)

Sept. 22	Kent State	L, 19-49
Sept. 29	@Toledo	W, 14-6
Oct. 6	Ohio	L, 0-13
Oct. 13	Miami	L, 27-34
Oct. 20	Washington (Mo.)	W, 12-7
Nov. 3	@Butler	W, 20-0
Nov. 10	@Western Reserve	L, 26-27
Nov. 17	Central Michigan	W, 46-25

1952 (4-4, 1-4 MAC - 6th)

Sept. 22	@Kent State	L, 13-20
Sept. 27	Illinois Wesleyan	W, 44-6
Oct. 4	@Central Michigan	W, 18-0
Oct. 11	@Miami	L, 6-55
Oct. 18	Toledo	W, 19-14
Oct. 25	@Washington (Mo.)	W, 28-20
Nov. 1	Ohio	L, 13-28
Nov. 8	Western Reserve	L, 13-16

1953 (1-6-1, 0-4-1 MAC - 6th)

Sept. 26	@Central Michigan	L, 0-21
Oct. 3	@Illinois Wesleyan	W, 20-7
Oct. 10	Miami	L, 6-52
Oct. 17	@Toledo	L, 7-19
Oct. 24	Washington (Mo.)	L, 7-18
Oct. 31	Ohio	L, 12-67
Nov. 7	@Western Reserve	T, 14-14
Nov. 14	Kent State	L, 13-20

1954 (4-5, 3-4 MAC - 5th)

Sept. 25	Central Michigan	L, 19-25
Oct. 2	@Marshall	L, 13-47
Oct. 9	Bowling Green	W, 20-15
Oct. 16	Toledo	L, 7-19
Oct. 23	@Washington (Mo.)	W, 7-6
Oct. 31	@Miami	L, 0-48
Nov. 6	Ohio	W, 19-6
Nov. 13	Western Reserve	W, 38-0
Nov. 20	@Kent State	L, 13-20

1955 (1-7-1, 0-5 MAC - 7th)

Sept. 17	Great Lakes Navy	T, 13-13
Sept. 24	@Central Michigan	L, 13-27
Oct. 1	Bowling Green	L, 0-35
Oct. 8	Marshall	L, 0-28
Oct. 15	@Toledo	L, 0-6
Oct. 22	Washington (Mo.)	L, 14-26
Nov. 5	@Ohio	L, 14-40
Nov. 12	Western Reserve	W, 13-0
Nov. 19	Kent State	L, 14-25

1956 (2-7, 1-4 MAC - 6th)

Sept. 22	Central Michigan	L, 7-14
Sept. 29	Bowling Green	L, 13-27
Oct. 6	@Marshall	L, 0-13
Oct. 13	Toledo	W, 26-15
Oct. 20	@Washington (Mo.)	L, 7-13
Oct. 27	@Great Lakes Navy	L, 6-13
Nov. 3	Ohio	L, 0-27
Nov. 10	@Western Reserve	W, 42-19
Nov. 17	Kent State	L, 13-27

1957 (4-4-1, 1-4-1 MAC - 5th)

Sept. 21	@Central Michigan	W, 33-0
Sept. 28	Miami	L, 0-20
Oct. 5	Marshall	L, 7-12
Oct. 12	@Bowling Green	T, 14-14
Oct. 19	Youngstown State.	W, 25-14
Oct. 25	@Toledo	L, 16-27
Nov. 2	@Ohio	L, 7-20
Nov. 9	Western Reserve	W, 20-0
Nov. 16	Kent State	W, 28-20

1958 (4-5, 2-4 MAC - 5th)

Sept. 20	Central Michigan	L, 32-33
Sept. 27	@Miami	L, 20-34
Oct. 4	@Marshall	W, 30-24
Oct. 11	Bowling Green	L, 6-40
Oct. 18	@Washington (Mo.)	W, 34-2
Oct. 25	Toledo	L, 6-21
Nov. 1	Ohio	W, 21-14
Nov. 8	Western Reserve	W, 33-0
Nov. 15	@Kent State	L, 6-32





YEAR-BY-YEAR RESULTS

1959 (4-5, 3-3 MAC - 5th)

Sept. 19	@Central Michigan	L, 15-21
Sept. 26	Miami	L, 0-21
Oct. 3	Marshall	W, 51-0
Oct. 10	@Bowling Green	L, 34-0
Oct. 17	Washington (Mo.)	W, 78-0
Oct. 24	@Toledo	W, 24-14
Oct. 31	@Ohio	L, 9-12
Nov. 7	Kent State	W, 7-0
Nov. 14	Detroit	L, 0-14

1960 (4-4-1, 2-4 MAC - 5th)

Sept. 17	Central Michigan	W, 31-0
Sept. 24	@Miami	L, 14-15
Oct. 1	Baldwin- Wallace	T, 28-28
Oct. 8	Bowling Green	L, 13-14
Oct. 15	@Washington (Mo.)	W, 43-0
Oct. 22	Toledo	W, 7-3
Oct. 29	Ohio	L, 0-24
Nov. 5	@Kent State	L, 3-10
Nov. 12	Marshall	W, 34-12

1961 (5-4-1, 4-1-1 MAC - 2nd)

Sept. 16	@Central Michigan	W, 27-21
Sept. 23	@Detroit	L, 14-21
Sept. 30	Miami	W, 6-3
Oct. 7	@Bowling Green	L, 0-21
Oct. 21	@Toledo	W, 7-0
Oct. 28	Marshall	W, 20-0
Nov. 4	Kent State	W, 14-0
Nov. 11	Utah State	L, 22-65
Nov. 18	@Ohio	T, 20-20
Dec. 9	New Mexico*	L, 12-20

1962 (5-4, 4-2 MAC - 3rd)

Sept. 15	Central Michigan	W, 28-0
Sept. 22	@Louisville	L, 21-27
Sept. 29	@Miami	L, 7-17
Oct. 6	Bowling Green	L, 6-10
Oct. 20	Toledo	W, 21-0
Oct. 27	@Marshall	W, 12-0
Nov. 3	@Kent State	W, 19-6
Nov. 10	Bringham Young	W, 28-20
Nov. 17	Ohio	L, 16-32

1963 (2-7, 2-4 MAC - 5th)

Sept. 21	@Wisconsin	L, 0-41
Sept. 28	@Central Michigan	L, 14-30
Oct. 5	Miami	L, 19-27
Oct. 12	@Bowling Green	L, 7-16
Oct. 19	Kent State	W, 26-12
Oct. 26	@Toledo	W, 18-7
Nov. 2	Marshall	L, 7-20
Nov. 9	@Ohio	L, 13-27
Nov. 16	Louisville	L, 7-21

1964 (3-6, 2-4 MAC - 5th)

Sept. 19	@Louisville	W, 10-7
Sept. 26	Central Michigan	L, 6-18
Oct. 3	@Miami	L, 0-35
Oct. 10	Bowling Green	L, 8-28
Oct. 17	@Kent State	W, 12-9
Oct. 24	Toledo	L, 13-21
Oct. 31	@Marshall	L, 7-16
Nov. 7	Ohio	W, 13-8
Nov. 14	@Bringham Young	L, 8-43

1965 (6-2-1, 2-2-1 MAC 3rd)

Sept. 18	Louisville	W, 17-13
Sept. 25	@Central Michigan	W, 21-13
Oct. 2	Miami	L, 9-36
Oct. 9	@Bowling Green	L, 17-21
Oct. 16	Kent State	T, 10-10
Oct. 23	@Toledo	W, 3-0
Oct. 30	Marshall	W, 17-14
Nov. 6	@Ohio	W, 17-6
Nov. 13	Montana	W, 17-14

1966 (7-3, 5-1 MAC - T-1st)

Sept. 17	Lamar Tech	W, 16-14
Sept. 24	Central Michigan	W, 31-14
Oct. 1	@Miami	L, 9-26
Oct. 8	Bowling Green	W, 16-14
Oct. 15	@Kent State	W, 23-20
Oct. 22	Toledo	W, 14-13
Oct. 29	@Marshall	W, 35-29
Nov. 5	Ohio	W, 20-13
Nov. 12	@Xavier	L, 6-21
Nov. 19	@West Texas State	L, 7-30

1967 (5-4, 4-2 MAC - T-3rd)

Sept. 16	Miami	W, 24-14
Sept. 23	Arkansas State	L, 8-21
Sept. 29	@Bringham Young	L, 19-44
Oct. 7	@Bowling Green	W, 10-6
Oct. 14	Kent State	W, 16-7
Oct. 21	@Toledo	L, 9-35
Oct. 28	Marshall	W, 42-10
Nov. 4	@Ohio	L, 10-20
Nov. 11	Xavier	W, 18-7

1968 (3-6, 2-4 MAC - 5th)

Sept. 14	Arkansas State	W, 20-0
Sept. 21	Bringham Young	L, 7-17
Sept. 28	@Miami	L, 0-28
Oct. 5	Bowling Green	L, 10-17
Oct. 12	@Kent State	W, 14-0
Oct. 19	Toledo	L, 6-30
Oct. 26	@Marshall	W, 40-12
Nov. 2	Ohio	L, 17-22
Nov. 9	@West Texas State.	L, 20-28

1969 (4-6, 1-4 MAC - T-5th)

Sept. 13	Central Michigan	W, 24-0
Sept. 20	@Pacific	L, 0-21
Sept. 27	Miami	L, 20-24
Oct. 4	@Bowling Green	L, 10-21
Oct. 11	Kent State	W, 33-13
Oct. 18	@Toledo	L, 13-38
Oct. 25	Marshall	W, 48-14
Nov. 1	@Ohio	L, 17-22
Nov. 8	West Texas State	L, 20-28
Nov. 15	@Northern Illinois	W, 31-22

1970 (7-3, 2-3 MAC - 4th)

Sept. 12	@Central Michigan	W, 41-0
Sept. 19	Bringham Young	W, 35-17
Sept. 26	@Miami	L, 12-23
Oct. 3	Bowling Green	W, 23-3
Oct. 10	@Kent State	L, 22-25
Oct. 17	Toledo	L, 0-20
Oct. 24	@Marshall	W, 34-3
Oct. 31	Ohio	W, 52-23
Nov. 7	@West Texas State	W, 20-0
Nov. 14	Northern Illinois	W, 38-18

1971 (7-3, 2-3 MAC - 4th)

Sept. 11	Illinois State	W, 35-7
Sept. 18	@Ball State	W, 9-0
Sept. 25	Northern Illinois	W, 27-17
Oct. 2	@Bowling Green	L, 6-23
Oct. 9	Kent State	W, 31-0
Oct. 16	@Toledo	L, 24-35
Oct. 23	Marshall	W, 37-0
Oct. 30	@Ohio	W, 28-14
Nov. 6	Miami	L, 6-7
Nov. 13	Pacific	W, 25-21

1972 (7-3-1, 2-2-1 MAC 3rd)

Sept. 9	Long Beach State	W, 28-20
Sept. 16	@Fresno State	L, 14-41
Sept. 23	Northern Illinois	W, 14-10
Sept. 30	Bowling Green	T, 13-13
Oct. 7	@Kent State	W, 13-12
Oct. 14	Toledo	L, 13-20
Oct. 21	@Marshall	W, 34-0
Oct. 28	Ohio	W, 34-17
Nov. 4	@Miami	L, 8-38
Nov. 11	Ball State	W, 31-14
Nov. 18	Idaho	W, 27-16

1973 (6-5, 1-4 MAC - 5th)

Sept. 8	@Central Michigan	W, 18-13
Sept. 15	Long Beach State	W, 13-8
Sept. 22	Northern Illinois	W, 28-14
Sept. 29	@Bowling Green	L, 20-31
Oct. 6	Kent State	L, 15-39
Oct. 13	@Toledo	W, 24-22
Oct. 20	Marshall	W, 21-7
Oct. 27	@Ohio	L, 0-16
Nov. 3	Miami	L, 9-24
Nov. 10	Ball State	W, 30-13
Nov. 17	@Texas-Arlington	L, 12-31

1974 (3-8, 0-5 MAC - 6th)

Sept. 7	Texas-Arlington	W, 33-6
Sept. 14	@Eastern Michigan	L, 19-20
Sept. 21	@Northern Illinois	W, 30-13
Sept. 28	Bowling Green	L, 13-31
Oct. 5	@Kent State	L, 6-29
Oct. 12	Toledo	L, 24-31
Oct. 19	@Marshall	W, 20-17
Oct. 26	Ohio	L, 3-26
Nov. 2	@Miami	L, 0-31
Nov. 9	Central Michigan	L, 6-42
Nov. 16	@Long Beach State	L, 33-34

1975 (1-10, 0-7 MAC - 9th)

Sept. 6	@Central Michigan	L, 0-34
Sept. 13	Akron	L, 21-27
Sept. 20	@Minnesota	L, 38-0
Sept. 27	Northern Illinois	L, 0-20
Oct. 4	@Bowling Green	L, 0-28
Oct. 11	Kent State	L, 17-22
Oct. 18	Toledo	L, 7-25
Oct. 25	@Marshall	L, 19-21
Nov. 1	@Ohio	L, 10-24
Nov. 8	Miami	L, 21-44
Nov. 15	Eastern Michigan	W, 24-10

1976 (7-4, 6-3 MAC - 4th)

Sept. 11	Eastern Michigan	W, 31-13
Sept. 18	@Northern Illinois	W, 37-6
Sept. 25	@Minnesota	L, 10-21
Oct. 2	Bowling Green	L, 0-28
Oct. 9	@Kent State	L, 12-24
Oct. 16	Toledo	W, 34-21
Oct. 23	Marshall	W, 31-21
Oct. 30	Ohio	W, 21-20
Nov. 6	@Miami	L, 0-31
Nov. 13	@Ball State	W, 24-10
Nov. 20	Central Michigan	W, 42-14

1977 (4-7, 3-5 MAC - 7th)

Sept. 10	@Minnesota	L, 7-10
Sept. 17	Texas-Arlington	L, 10-17
Sept. 24	Northern Illinois	W, 37-6
Oct. 1	@Bowling Green	L, 28-31
Oct. 8	Kent State	L, 16-20
Oct. 15	@Toledo	W, 34-21
Oct. 22	Marshall	W, 53-29
Oct. 29	@Ohio	W, 28-22
Nov. 5	Miami	L, 8-14
Nov. 12	Ball State	L, 25-29
Nov. 19	@Central Michigan	L, 23-28

1978 (7-4, 5-4 MAC - 4th)

Sept. 9	Illinois State	W, 27-17
Sept. 16	@Northern Illinois	W, 44-30
Sept. 23	@Miami	L, 3-7
Sept. 30	Bowling Green	W, 24-20
Oct. 7	@Kent State	W, 14-0
Oct. 14	Toledo	W, 17-7
Oct. 21	Eastern Michigan	W, 32-0
Oct. 28	Ohio	L, 7-10
Nov. 4	@Marshall	W, 24-6
Nov. 11	@Ball State	L, 14-20
Nov. 18	Central Michigan	L, 14-35



YEAR-BY-YEAR RESULTS



1979 (6-5, 5-4 MAC - 3rd)

Sept. 8	@Central Michigan	L, 0-10
Sept. 15	@South Carolina	L, 7-24
Sept. 22	Northern Illinois	W, 45-17
Sept. 29	Bowling Green	L, 3-15
Oct. 6	Kent State	L, 13-18
Oct. 13	@Toledo	L, 0-17
Oct. 20	Grand Valley State	W, 37-0
Oct. 27	@Ohio	W, 20-6
Nov. 3	Miami	W, 24-3
Nov. 10	Ball State	W, 20-10
Nov. 17	@Eastern Michigan	W, 17-7

1980 (7-4, 6-3 MAC - 2nd)

Sept. 6	Eastern Michigan	W, 37-0
Sept. 13	@Illinois State	W, 31-17
Sept. 20	@Northern Illinois	W, 35-6
Sept. 27	@Michigan State	L, 7-33
Oct. 4	Bowling Green	L, 14-17
Oct. 11	@Kent State	W, 28-21
Oct. 18	Toledo	W, 17-7
Oct. 25	@Ball State	W, 17-15
Nov. 1	Ohio	W, 13-7
Nov. 8	@Miami	L, 24-34
Nov. 15	Central Michigan	L, 10-22

1981 (6-5, 5-4 MAC - T-5th)

Sept. 12	@Kent State	W, 20-17
Sept. 19	Marshall	W, 14-3
Sept. 26	@Wisconsin	L, 10-21
Oct. 3	@Bowling Green	W, 21-7
Oct. 10	Central Michigan	L, 13-15
Oct. 17	@Miami	L, 19-20
Oct. 24	Ball State	W, 14-3
Oct. 31	@Northern Illinois	W, 23-12
Nov. 7	Toledo	L, 14-28
Nov. 14	@Ohio	L, 20-37
Nov. 21	Eastern Michigan	W, 38-7

1982 (7-2-2, 5-2-2 MAC - 2nd)

Sept. 4	Grand Valley State	W, 28-3
Sept. 11	@Marshall	W, 34-0
Sept. 25	Kent State	W, 24-14
Oct. 2	@Bowling Green	L, 3-7
Oct. 9	@Central Michigan	T, 18-18
Oct. 16	Miami	W, 10-0
Oct. 23	@Ball State	L, 6-13
Oct. 30	Northern Illinois	W, 27-3
Nov. 6	@Toledo	W, 17-10
Nov. 13	Ohio	W, 16-7
Nov. 20	@Eastern Michigan	T, 3-3

1983 (6-5, 4-5 MAC - 6th)

Sept. 10	@Texas-Arlington	W, 21-14
Sept. 15	@Illinois State	W, 41-14
Sept. 24	Central Michigan	L, 14-32
Oct. 1	@Miami	W, 20-18
Oct. 8	@Northern Illinois	L, 3-27
Oct. 15	Bowling Green	L, 20-23
Oct. 22	Ball State	L, 20-24
Oct. 29	@Ohio	W, 16-14
Nov. 5	Toledo	L, 13-17
Nov. 12	@Kent State	W, 21-13
Nov. 19	Eastern Michigan	W, 14-10

1984 (5-6, 3-6 MAC - T-8th)

Sept. 8	Miami	W, 17-13
Sept. 15	Illinois State	W, 41-14
Sept. 22	@Central Michigan	L, 19-38
Sept. 29	Marshall	W, 42-7
Oct. 6	Northern Illinois	L, 15-20
Oct. 13	@Bowling Green	L, 7-34
Oct. 20	@Ball State	L, 20-23
Oct. 27	Ohio	W, 33-14
Nov. 3	@Toledo	L, 13-17
Nov. 10	Kent State	W, 13-9
Nov. 17	@Eastern Michigan	L, 14-24

1985 (4-6-1, 4-4-1 MAC - T-4th)

Sept. 7	@Northern Illinois	L, 0-17
Sept. 14	@Army	L, 6-48
Sept. 28	@Michigan State	L, 3-7
Oct. 5	Bowling Green	L, 7-48
Oct. 12	Central Michigan	L, 17-24
Oct. 19	@Miami	T, 10-10
Oct. 26	Ball State	W, 34-0
Nov. 2	Toledo	W, 18-13
Nov. 9	@Ohio	L, 15-21
Nov. 16	@Kent State	W, 34-3
Nov. 23	Eastern Michigan	W, 38-21

1986 (3-8, 3-5 MAC - 8th)

Sept. 6	@Eastern Michigan	L, 14-21
Sept. 13	Temple	L, 17-49
Sept. 20	Long Beach State	L, 13-14
Sept. 27	@Michigan State	L, 10-45
Oct. 4	@Bowling Green	L, 3-17
Oct. 11	@Central Michigan	L, 10-18
Oct. 18	Miami	W, 27-17
Oct. 25	@Ball State	L, 10-24
Nov. 1	@Toledo	L, 7-28
Nov. 8	Ohio	W, 45-17
Nov. 15	Kent State	W, 27-7

1987 (5-6, 4-4 MAC - 5th)

Sept. 5	Akron	W, 24-19
Sept. 12	@Illinois State	L, 6-20
Sept. 19	Northern Illinois	L, 14-34
Sept. 26	@Bowling Green	W, 34-27
Oct. 3	Toledo	W, 21-14
Oct. 10	Miami	L, 0-17
Oct. 17	@Kent State	L, 13-17
Oct. 24	Eastern Michigan	L, 17-23
Oct. 31	@Central Michigan	L, 27-30
Nov. 7	Ball State	W, 31-16
Nov. 21	@Ohio	W, 31-13

1988 (9-3, 7-1 MAC 1st)

Sept. 3	@Wisconsin	W, 24-14
Sept. 10	@Toledo	W, 31-9
Sept. 27	Illinois State	W, 44-14
Oct. 1	Bowling Green	W, 37-10
Oct. 8	@Miami	W, 41-18
Oct. 15	Kent State	L, 28-45
Oct. 22	@Eastern Michigan	W, 31-24
Oct. 29	Central Michigan	W, 42-24
Nov. 5	@Ball State	W, 16-13
Nov. 12	@Northern Illinois	L, 7-15
Nov. 19	Ohio	W, 23-16
Dec. 10	Fresno State*	L, 30-35

1989 (5-6, 3-5 MAC - 6th)

Sept. 2	Temple	W, 31-24
Sept. 9	Louisiana Tech	W, 24-20
Sept. 16	@Maryland	L, 0-23
Sept. 23	@Kent State	W, 26-4
Sept. 30	Eastern Michigan	L, 20-21
Oct. 14	Central Michigan	L, 6-34
Oct. 21	@Ball State	L, 13-14
Oct. 28	Ohio	W, 28-13
Nov. 4	@Toledo	L, 18-19
Nov. 11	Bowling Green	L, 30-31
Nov. 18	@Miami	W, 14-7

1990 (7-4, 5-3 MAC - T-3rd)

Sept. 8	@Eastern Michigan	L, 24-27
Sept. 15	Louisiana Tech	W, 27-21
Sept. 22	Kent State	W, 37-10
Sept. 29	@Iowa State	L, 20-34
Oct. 6	@Akron	W, 24-20
Oct. 13	@Central Michigan	L, 13-20
Oct. 20	Ball State	W, 14-13
Oct. 27	@Ohio	W, 31-23
Nov. 3	Toledo	L, 9-37
Nov. 10	@Bowling Green	W, 19-13
Nov. 17	Miami	W, 31-17

1991 (7-4, 4-4 MAC - T-5th)

Aug. 31	Kent State	W, 13-10
Sept. 7	Akron	W, 35-12
Sept. 14	@Florida State	L, 0-58
Sept. 21	Toledo	L, 13-23
Sept. 28	Ohio	W, 35-9
Oct. 5	@Ball State	W, 25-16
Oct. 12	@Northern Illinois	W, 22-10
Oct. 19	@Eastern Michigan	L, 24-42
Oct. 26	Bowling Green	L, 10-23
Nov. 9	Miami	W, 24-23
Nov. 16	@Central Michigan	L, 17-27

1992 (7-3-1, 6-3 - MAC 2nd)

Sept. 3	@Bowling Green	L, 19-29
Sept. 12	@TCU	T, 17-17
Sept. 19	Akron	W, 24-20
Sept. 26	@Ohio	W, 19-3
Oct. 3	Ball State	W, 27-14
Oct. 10	@Toledo	L, 12-21
Oct. 17	Eastern Michigan	W, 20-19
Oct. 24	@Kent State	W, 26-13
Oct. 31	Northern Illinois	W, 13-7
Nov. 7	@Miami	L, 7-20
Nov. 14	Central Michigan	W, 19-14

1993 (7-3-1, 6-1-1 MAC - 2nd)

Sept. 2	Youngstown State	L, 13-17
Sept. 11	@Purdue	L, 13-28
Sept. 18	Akron	W, 20-3
Sept. 25	Miami	W, 17-0
Oct. 2	@Kent State	W, 27-21
Oct. 9	Central Michigan	L, 18-23
Oct. 23	@Eastern Michigan	W, 21-20
Oct. 30	@Army	W, 20-7
Nov. 6	@Ohio	W, 34-28
Nov. 13	Toledo	W, 39-26
Nov. 20	@Bowling Green	T, 14-14

1994 (7-4, 5-3 MAC - T-3rd)

Sept. 3	@Miami	W, 28-25
Sept. 8	Western Illinois	W, 43-7
Sept. 17	@Iowa State	W, 23-19
Sept. 24	Akron	W, 19-6
Oct. 1	Kent State	W, 24-10
Oct. 8	@Central Michigan	L, 28-35
Oct. 15	@Ball State	L, 13-16
Oct. 22	Eastern Michigan	W, 33-14
Nov. 5	Ohio	W, 15-3
Nov. 12	@Toledo	L, 34-37
Nov. 19	@Louisiana Lafayette	L, 14-17

1995 (7-4, 6-2 MAC T-3rd)

Aug. 31	Weber State	W, 28-21
Sept. 9	@Indiana	L, 10-24
Sept. 14	Toledo	L, 21-31
Sept. 23	@Ball State	L, 0-10
Sept. 30	@Kent State	W, 52-6
Oct. 7	Akron	W, 7-3
Oct. 14	@Ohio	W, 34-17
Oct. 21	@Auburn	L, 13-34
Oct. 28	Bowling Green	W, 17-0
Nov. 11	@Eastern Michigan	W, 23-13
Nov. 18	Central Michigan	W, 48-31

1996 (2-9, 2-6 MAC - 9th)

Aug. 29	Eastern Illinois	L, 20-28
Sept. 7	@West Virginia	L, 9-34
Sept. 14	Eastern Michigan	L, 12-19
Sept. 21	@Central Michigan	L, 28-38
Sept. 28	@Akron	L, 7-27
Oct. 5	Ball State	L, 5-28
Oct. 12	@Wyoming	L, 28-42
Oct. 26	@Toledo	L, 7-10
Nov. 2	Ohio	L, 0-38
Nov. 9	@Bowling Green (OT)	W, 16-13
Nov. 16	Kent State	W, 76-27



YEAR-BY-YEAR RESULTS



1997 (8-3, 6-2 MAC - 2nd West)

Aug. 28	Temple	W, 34-14
Sept. 6	@Michigan State	L, 10-42
Sept. 13	@Northern Illinois	W, 21-13
Sept. 20	Toledo	L, 13-23
Sept. 27	@Ohio	L, 7-31
Oct. 4	Ball State	W, 21-13
Oct. 11	@Bowling Green	W, 34-21
Oct. 18	Kent State	W, 50-27
Nov. 1	@Eastern Michigan	W, 41-38
Nov. 8	Central Michigan	W, 38-24
Nov. 15	@Louisiana Monroe	W, 32-19

1998 (7-4, 5-3 MAC - 3rd West)

Sept. 3	Northern Illinois	W, 37-23
Sept. 12	@Indiana	L, 30-45
Sept. 19	@Toledo	L, 7-35
Sept. 26	Ohio	L, 35-37
Oct. 3	Louisiana Monroe	W, 27-14
Oct. 10	@Vanderbilt	W, 27-24
Oct. 17	Eastern Michigan	W, 45-35
Oct. 24	@Central Michigan	L, 24-26
Oct. 31	@Kent State	W, 48-23
Nov. 7	@Ball State	W, 24-23
Nov. 14	Bowling Green	W, 56-27

1999 (7-5, 6-2 MAC - T-1st West)

Sept. 4	@Florida	L, 26-55
Sept. 11	Youngstown State	W, 46-28
Sept. 18	@Missouri	L, 34-48
Sept. 25	@Northern Illinois	W, 24-21
Oct. 2	Central Michigan	W, 38-16
Oct. 9	@Eastern Michigan (OT)	W, 40-37
Oct. 16	Buffalo	W, 45-17
Oct. 23	Ball State	W, 28-0
Oct. 30	@Akron	W, 24-10
Nov. 13	Marshall	L, 17-31
Nov. 20	@Toledo	L, 21-45
Dec. 3	Marshall**	L, 19-14

2000 (9-3, 7-1 MAC - T-1st West)

Aug. 31	@Wisconsin	L, 7-19
Sept. 9	@Iowa	W, 27-21
Sept. 16	Indiana State	W, 56-0
Sept. 23	Toledo	W, 21-14
Sept. 30	Ohio	W, 23-10
Oct. 5	@Marshall	W, 30-10
Oct. 21	Northern Illinois	W, 52-22
Oct. 28	@Kent State	W, 42-0
Nov. 4	@Ball State	W, 42-3
Nov. 11	@Central Michigan	L, 17-21
Nov. 18	Eastern Michigan	W, 28-0
Dec. 2	@Marshall**	L, 14-19

2001 (5-6, 4-4 MAC - 4th West)

Aug. 31	Illinois State	W, 48-7
Sept. 8	@Virginia Tech	L, 0-31
Sept. 22	@Michigan	L, 21-38
Sept. 29	@Eastern Michigan	W, 31-10
Oct. 6	Akron	W, 31-14
Oct. 13	Bowling Green	W, 37-28
Oct. 20	@Northern Illinois	L, 12-20
Oct. 27	@Miami	L, 11-25
Nov. 6	@Toledo	L, 35-41
Nov. 17	Central Michigan	W, 20-17
Nov. 24	Ball State	L, 31-35

2002 (4-8, 3-5 MAC - 5th West)

Aug. 29	Indiana State	W, 28-17
Sept. 7	@Michigan	L, 12-35
Sept. 14	@Purdue	L, 24-28
Sept. 28	Virginia Tech	L, 0-30
Oct. 5	@Buffalo	W, 31-17
Oct. 12	Central Florida	L, 27-31
Oct. 19	@Bowling Green (OT)	L, 45-48
Oct. 26	Northern Illinois	L, 20-24
Nov. 2	@Ball State	L, 7-17
Nov. 9	Eastern Michigan	W, 33-31
Nov. 16	Toledo	L, 21-42
Nov. 23	@Central Michigan	W, 35-10

2003 (5-7, 4-4 MAC - 4th West)

Aug. 30	@Michigan State	L, 21-6
Sept. 6	William and Mary	W, 56-24
Sept. 13	Virginia	L, 16-59
Sept. 27	@Ohio	W, 39-32
Oct. 4	@Eastern Michigan	W, 31-3
Oct. 11	Bowling Green	L, 21-32
Oct. 18	@Northern Illinois	L, 10-37
Oct. 25	Marshall	L, 21-41
Nov. 1	@Connecticut	L, 27-41
Nov. 8	Ball State	W, 28-20
Nov. 15	Central Michigan	W, 44-21
Nov. 22	@Toledo	L, 17-34

2004 (1-10, 0-8 MAC - 7th West)

Sept. 2	Tennessee Martin	W, 42-0
Sept. 11	@Virginia Tech	L, 0-63
Sept. 18	@Illinois	L, 27-30
Sept. 25	@Ball State	L, 14-41
Oct. 9	Toledo	L, 33-59
Oct. 16	Eastern Michigan	L, 31-35
Oct. 23	Northern Illinois	L, 38-59
Oct. 30	@Central Michigan (OT)	L, 21-24
Nov. 6	@Bowling Green	L, 0-52
Nov. 13	Miami	L, 21-42
Nov. 20	@Marshall	L, 21-31

2005 (7-4, 5-3 MAC - T-3rd West)

Sept. 3	@Virginia	L, 19-31
Sept. 10	@Toledo	L, 23-56
Sept. 17	Southern Illinois	W, 34-28
Sept. 24	@Temple	W, 19-16
Oct. 1	Buffalo	W, 31-21
Oct. 8	Ball State (50T)	L, 57-60
Oct. 22	@Bowling Green	W, 45-14
Oct. 29	Kent State	W, 44-14
Nov. 5	Eastern Michigan	W, 44-36
Nov. 12	Central Michigan	W, 31-24
Nov. 23	@Northern Illinois	L, 7-42

2006 (8-5, 6-2 MAC - 2nd West)

Sept. 2	@Indiana	L, 20-39
Sept. 9	Toledo	W, 31-10
Sept. 16	@Virginia	W, 17-10
Sept. 23	Temple	W, 41-7
Oct. 7	@Ohio	L, 20-27
Oct. 14	Northern Illinois	W, 16-14
Oct. 21	@Ball State	W, 41-27
Oct. 28	Eastern Michigan	W, 18-15
Nov. 4	Miami	W, 27-24
Nov. 10	@Central Michigan	L, 7-31
Nov. 18	@Florida State	L, 20-28
Nov. 24	@Akron	W, 17-0
Jan. 6	Cincinnati*	L, 24-27

2007 (5-7, 3-4 MAC - T-3rd West)

Sept. 1	@West Virginia	L, 24-62
Sept. 8	Indiana	L, 27-37
Sept. 15	@Missouri	L, 24-52
Sept. 22	Central Conn. State	W, 51-14
Sept. 29	@Toledo	W, 42-28
Oct. 6	Akron	L, 38-39
Oct. 13	@Northern Illinois	W, 17-13
Oct. 20	Ball State	L, 23-27
Oct. 27	@ Eastern Michigan	L, 2-19
Nov. 6	Central Michigan	L, 31-34
Nov. 17	@Iowa	W, 28-19
Nov. 24	Temple	W, 16-3

2008 (9-4, 6-2 MAC - T-2nd West)

Aug. 30	@Nebraska	L, 24-47
Sept. 6	Northern Illinois	W, 29-26
Sept. 13	@Idaho	W, 51-28
Sept. 20	Tennessee Tech	W, 41-7
Sept. 27	@ Temple	W, 7-3
Oct. 4	Ohio	W, 41-20
Oct. 11	@ Buffalo (OT)	W, 34-28
Oct. 18	@ Central Michigan	L, 28-38
Nov. 1	Eastern Michigan	W, 31-10
Nov. 8	Illinois ^	W, 23-17
Nov. 15	Toledo	W, 27-17
Nov. 25	@ Ball State	L, 22-45
Dec. 30	Rice *	L, 14-38

2009 (5-7, 4-4 MAC - 3rd West)

Sept. 5	@ Michigan	L, 7-31
Sept. 12	@ Indiana	L, 19-23
Sept. 19	Miami	W, 48-26
Sept. 26	Hofstra	W, 24-10
Oct. 3	@ Northern Illinois	L, 3-38
Oct. 10	@ Toledo	W, 58-26
Oct. 17	Central Michigan	L, 23-38
Oct. 24	Buffalo (OT)	W, 34-31
Oct. 31	@ Kent State	L, 14-26
Nov. 7	@ Michigan State	L, 14-49
Nov. 14	@ Eastern Michigan	L, 35-14
Nov. 24	Ball State	L, 17-22

2010 (6-6, 5-3 MAC - 3rd West)

Sept. 4	@ Michigan State	L, 14-38
Sept. 11	Nicholls State	W, 49-14
Sept. 18	Toledo	L, 24-37
Oct. 2	Idaho	L, 13-33
Oct. 9	@ Ball State	W, 45-16
Oct. 16	@ Notre Dame	L, 20-44
Oct. 23	@ Akron	W, 56-10
Oct. 30	Northern Illinois	L, 21-28
Nov. 5	@ Central Michigan	L, 22-26
Nov. 13	Eastern Michigan	W, 45-30
Nov. 20	Kent State	W, 38-3
Nov. 26	@ Bowling Green	W, 41-7

* Postseason bowl game

** MAC Championship Game

WMU VS. RANKED OPPONENTS

11/8/47	@Illinois (No. 11)	L, 14-60
9/21/63	@Wisconsin (No. 7)	L, 0-41
11/3/73	Miami (No. 16)	L, 9-24
11/2/74	@Miami (No. 16)	L, 0-31
11/8/75	Miami (No. 17)	L, 21-44
9/14/91	@Florida State (No. 1)	L, 0-58
10/21/95	@Auburn (No. 13)	L, 13-34
10/12/96	@Wyoming (No. 24)	L, 28-42
9/6/97	@Michigan State (No. 25)	L, 10-42
9/4/99	@Florida (No. 4)	L, 26-55
12/3/99	Marshall** (No. 11)	L, 30-34
8/31/00	@Wisconsin (No. 4)	L, 7-19
9/8/01	@Virginia Tech (No. 9)	L, 0-31
9/7/02	@Michigan (No. 7)	L, 12-35
9/28/02	Virginia Tech (No. 5)	L, 0-30
10/19/02	@Bowling Green (No. 25)	L, 45-48
10/18/03	@Northern Illinois (No. 12)	L, 10-37
9/3/05	@Virginia (No. 23)	L, 19-31
9/1/07	@West Virginia (No. 3)	L, 24-52
11/25/08	@Ball State (No. 15)	L, 22-45

** MAC Championship Game





ALL-TIME SERIES RECORDS

SCHOOL	W-L-T	SCHOOL	W-L-T	SCHOOL	W-L-T
Adrian	1-0-0	Kent State	33-18-1	Valparaiso	7-0-0
Akron	12-4-0	Lamar Tech	1-0-0	Vanderbilt	1-0-0
Albion	14-6-0	Lombard (Ill.)	1-2-0	Virginia	1-2-0
Alma	5-0-0	Long Beach State	2-2-0	Virginia Tech	0-3-0
Arkansas State	1-1-0	Louisiana Tech	2-0-0	Wabash	2-1-0
Army	1-1-0	Louisville	2-2-0	Washington (Mo.)	9-4-0
Auburn	0-1-0	Manchester	2-0-0	Wayne State	7-2-0
Baldwin Wallace	0-0-1	Marquette	0-1-0	Weber State	1-0-0
Ball State	19-18-0	Marshall	22-12-0	West Chester State	2-0-0
Beloit	2-0-0	Maryland	0-1-0	West Texas State	1-3-0
Bowling Green	16-31-3	Miami (Ohio)	18-37-1	West Virginia	0-2-0
Bradley	0-2-0	Michigan	0-5-0	Western Illinois	1-0-0
Brigham Young	3-1-0	Michigan "B"	2-2-0	Western Kentucky	11-3-1
Buffalo	5-0-0	Michigan State	2-11-0	Western Reserve	8-3-1
Butler	9-4-0	Michigan State Frosh	1-0-0	William & Mary	1-0-0
Carroll	1-0-1	Minnesota	0-3-0	Wisconsin	1-3-0
Central Connecticut State	1-0-0	Missouri	0-2-0	Wisconsin-Oshkosh	4-0-0
Central Florida	0-1-0	Montana	1-0-0	Wooster	2-0-0
Central Michigan	43-36-2	Nebraska	0-1-0	Wyoming	0-1-0
Chicago	0-1-0	New Mexico	0-1-0	Xavier	2-3-0
Cincinnati	0-3-0	Nicholls State	1-0-0	Youngstown State	2-1-0
Connecticut	0-1-0	North Central	1-1-0		
Dayton	0-1-0	Northeast Louisiana (Louisiana-Monroe)	2-0-0	NON-COLLEGIATE TEAMS	
Defiance	1-0-0	Northern Illinois	23-13-0	Battle Creek H.S.	1-0-0
DePaul	1-4-1	Northern Iowa	11-4-2	Battle Creek Training School	2-0-0
Detroit	0-10-0	Notre Dame	0-3-0	Benton Harbor Business Coll.	1-0-0
Earlham	4-0-0	Notre Dame "B"	1-1-0	Bunker Hill Navy AB	0-1-0
Eastern Illinois	0-1-0	Notre Dame Reserves	1-1-0	Camp Custer	1-0-0
Eastern Michigan	29-15-2	Notre Dame Frosh	6-2-0	Chicago YMCA	5-2-1
Ferris State	6-0-1	Ohio	30-28-1	Culver Military Academy	4-1-0
Florida	0-1-0	Ohio Northern	1-0-0	Dowagiac H.S.	1-0-0
Florida State	0-2-0	Oklahoma City	0-1-0	Fort Sheridan	1-0-0
Fresno State	0-2-0	Olivet	4-2-0	Grand Rapids H.S.	1-0-0
Grand Valley State	2-0-0	Pacific	1-1-0	Grand Rapids Veterinary	1-0-0
Hillsdale	2-2-2	Purdue	0-2-0	Great Lakes Navy	0-4-1
Hofstra	1-0-0	Rice	0-1-0	Grosse Isle Navy	1-0-0
Hope	8-0-0	Ripon	2-0-0	MacFadden's School of Physical Culture	1-0-0
Idaho	2-1-0	Saint Thomas (Minn.)	0-1-0	Milwaukee Engineers	1-0-0
Illinois College	0-2-0	Saint Viator	4-1-1	Otsego Independents	1-0-0
Illinois	1-2-0	South Carolina	0-1-0	Wayland H.S.	1-0-0
Illinois "B"	1-0-0	Southern Illinois	1-0-0		
Illinois State	7-1-0	Southwestern Louisiana	0-1-0		
Illinois Wesleyan	2-0-0	Temple	7-0-0		
Indiana	0-5-0	Tennessee-Martin	1-0-0		
Indiana State	2-0-0	Tennessee Tech	1-0-0		
Indiana (Pa.)	1-1-0	Texas-Arlington	2-2-0		
Iowa	2-0-0	Texas Christian	0-0-1		
Iowa State	1-1-0	Toledo	29-36-0		
Kalamazoo	3-1-0	Utah State	0-1-0		

2011 Opponents marked in bold italics.

ALL-TIME WALDO STADIUM RECORDS



All-Time Record	221-138-4 (.614)
Undefeated Home Seasons	10
(1941,1942,1947,1966, 1982, 1992, 1994,2000, 2006, 2008)	
Full seasons at Waldo Stadium	71
(1939-2009)	
Longest Home Winning Streak	15
(1940-1943)	
Longest Home Losing Streak	9
(1952-1954)	

HOME RECORD BY DECADE

1930's	2-3 (.400)
1940's	32-14 (.696)
1950's	20-29-1 (.410)
1960's	27-19-2 (.583)
1970's	34-22-1 (.605)
1980's	33-19 (.635)
1990's	38-13 (.745)
2000's	35-19 (.648)

HOME RECORD UNDER EACH HEAD COACH

Mitchell Mike Gary (1929-41)	9-8 (.529)	Elliot Uzelac (1975-1981)	22-17 (.564)
John Gill (1942-52)	33-16 (.673)	Jack Harbaugh (1982-1986)	16-9 (.640)
Jack Petoskey (1953-56)	4-15-1 (.225)	Al Molde (1987-96)	37-16 (.698)
Merle Schlosser (1957-63)	18-15-1 (.544)	Gary Darnell (1997-04)	27-15 (.643)
Bill Doolittle (1964-1974)	35-20-2 (.632)	Bill Cubit (2005-present)	20-7 (.741)





COACHING HISTORY

COACH (YEARS)	W	L	T	PCT.
Melvin "Tubby" Myers (1906)	1	2	0	.333
William Spaulding (1907-21)	62	25	3	.706
Milton Olander (1922-23)	12	1	1	.893
Earl Martineau (1924-28)	26	10	2	.711
Mitchell "Mike" Gary (1929-41)	59	34	5	.628
John Gill (1942-52)	50	34	1	.594
Jack Petoskey (1953-56)	8	25	2	.257
Merle Schlosser (1957-63)	28	33	3	.461
Bill Doolittle (1964-1974)	58	49	2	.541
Elliot Uzelac (1975-1981)	38	39	0	.494
Jack Harbaugh (1982-1986)	25	27	3	.482
Al Molde (1987-96)	62	47	2	.568
Gary Darnell (1997-2004)	46	46	0	.500
Bill Cubit (2005-Present)	40	33	0	.557
TOTALS	515	405	24	.546

Wally Ake	2001-03	Rick Kravitz	2008-09
Harold Barnhort	1931-32	Rob Kuhlman	1987, 1989-96
Jim Bengala	1975-79	Tim Lester	2005-06
Clayt Birmingham	2004	Tom Lewinski	1997-99
Don Boven	1952-55	Terry Lewis	1975-76
Chuck Bullough	2005	Bob Lusk	1963
Dick Bumpas	2003	Lynn Lynch	1958-59
Bill Bye	1987-96	Van Malone	2004
Gene Cavich	1975-80	Henry Mason	1991-94
Dana Chambers	1987-96	Greg Mattison	1982-86
Amp Campbell	2010-11	Peter McCarty	2007-09
Deon Chester	1997-99	George McDonald	2005-06
Roger Chiaverini	1956-57	Bill Miller	2007
Dave Cohen	2010-11	John Miller	1963-78
Mike Colletta	1976-77	Tim Mingey	1977-81
Chuck Comer	1968-74	Reggie Mitchell	1986
Pete Cordelli	2002-03	Charley Molnar	2003-04
Bill Cubit**	1997-99	Jake Moreland	2005-11
Ryan Cubit	2009-11	Steve Morrison	2005-09
Mike Cummings	2002-04	Rich Nagy	2010-11
Tim Daoust	2006-09	Kyle Nystrom	1992-01
Bob Diaco	2004	Jack O'Brien	1934-35
Chuck Driesbach	1997-00	Matt Patanelli	1944, 1948-51
Larry Edlund	1987-96	Sam Pittman	1999
Dan Enos	2000-02	Dick Raklovits	1957-74
Lou Esposito	2010-11	A.J. Ricker	2008, 2011
Ed Ferkany	1963-68	Norb Riesterer	1938
Dan Ferrigno	1982-86	Brian Rock	1992-2005
Dave Finley	1975	Jerry Rosburg	1987-91
Keith Flynn	2000-01	Bill Rowekamp	1957-74
Willie Mack Garza	1997-00	Dave Sabada	1981
Josh Gattis	2011	Mike Sabock	2008-11
John Gill	1928-41	Tony Samuel	1982-83
Jim Gilstrap	1978-79	Mike Santiago	1985-86
Mike Grant	2008-10	Scott Shafer	2005-06
Gary Hainrihar	1977-81	Tom Slaughter	1948-63
Mike Hankwitz	1982-84	Bob Stanley	2007-10
Brad Hanson	1982-83	Fred Stevens	1957-74
Bill Hardy	1977	Mike Sullivan	2005-06
J.C. Harper	2003-04	Bob Sutton	1975-76, 1980-81
Billy Harris	1978-81	Joel Swisher	1987-88
Darrell Hazell	1995-96	Steve Szabo	1982-84
Grant Heard	2007	Chris Tabor	2006-07
Greg Hermesen	1989-96	Bruce Tall	2002
Marty Higgins	1987-90	Dave Voth	1997-98, 2000-01
Brady Hoke	1984-86	Roy Weitz	1942-55
Guy Holliday	2000-02	Lou West	1984-85
Joe Hoy	1952-55	Clayton White	2006
Ray Jeske	1984-86	Paul White	1955-56
Scott Kavanagh	2007	Paul Williams	2005
Tony Kimbrough	2003-04	Joe Woods	2001-03
Tom Kisselle	1960-62	Bob Wyman	1964-74
Jim Knowles	1997-02		
Tim Knox*	2004		
Paul Krasula	1975-81		



Melvin "Tubby" Myers
1906




William Spaulding
1907-21



Milton Olander
1922-23



Earl Martineau
1924-28



Mitchell "Mike" Gary
1929-41



John Gill
1942-52



Jack Petoskey
1953-56



Merle Schlosser
1957-63



Bill Doolittle
1964-74



Elliot Uzelac
1975-81




Jack Harbaugh
1982-86



Al Molde
1987-96



Gary Darnell
1997-2004



Bill Cubit
2005-Present

Current staff in bold italics

* Current Director of Football Operations

** Current Head Coach



**A•A•A•A**

John Abel, '35, '36, '37
 Walter Adamczyk, '33
 Bobby Adams, '91
 Mobolaji Afariogun, '99, '00, '01, '02
 Paul Agema, '88, '90
 Joe Alfano, '96
 Jerry Alford, '81, '82, '83, '84
 Antwain Allen, '04, '05
 DeRae Allen, '03, '04
 Troy Allen, '63, '64
 Warren Allen, '15, '16, '17
 Jeff Allor, '89, '90, '91, '92
 Anthony Allsburry, '99, '00, '01, '02
 Corey Alston, '97, '98, '99, '00
 Rod Alt, '85, '86, '87
 Joe Alvarez, '04, '05
 John Ambrosino, '97
 Adam Anderson, '01, '03, '04
 Arthur Anderson, '24
 Bill Anderson, '13, '14
 Carl Anderson, '35, '36, '37
 Edward Anderson, '53, '55
 Harold Anderson, '53
 Jack Anderson, '65
 Pete Anderson, '89, '90, '91, '92
 Rolla Anderson, '43
 Ron Anderson, '82, '83
 Chuck Andrews, '67, '68, '69
 Charles Angell, '16, '17
 Jeff Angelo, '83
 Sam Antonazzo, '66, '67, '68
 Hartwell Anway, '17
 Lellwyn Anway, '17, '19
 Anthony Apa, '02
 Dan Arbour, '72, '73
 George Archer, '62, '63
 Tracy Archer, '91
 Dave Arendsen, '83, '84, '85
Ben Armer, '08, '09, '10
 Mario Armstrong, '07, '08, '09, '10
Robert Arnheim, '08, '09, '10
 Randy Arntson, '75, '76, '77
 Paul Arvia, '57
 Pete Aseritis, '71, '72
 Charles Atkocunis, '50, '51
 William Atwater, '92, '93, '94
 Jerry Austin, '53, '54, '55
 Roger Avers, '56, '57
 Dan Avery, '73
 Jim Avrett, '66
 Eli Avromov, '50
 John Ayres, '37

B•B•B•B

Chris Baar, '83, '84, '86
 Jason Babin, '00, '01, '02, '03
 Blayne Baggett, '04
 Tom Baetens, '73, '74
 Phil Bailey, '52, '53
 Fred Baker, '32, '33, '34
 John Baker, '43
 Tim Balice, '09
 Chad Baliko, '09
 Jason Baliko, '99

Clifford Ball, '06, '07
 Joe Ballard, '98, '99, '00, '01
 Frank Banach, '24, '25, '26, '27
 Elan Banks, '91, '92, '93, '94
 Kennard Banks, '05
 Bernard Barber, '34
 Tom Barber, '56, '57
 Paul Bard, '42
 Everett Barger, '42
 Graham Barker, '12, '13
 Richard Barnhart, '68
 Ken Barnhill, '28, '29, '30
 Ken Barnhill, '62, '63
 Richard Barnhill, '55, '56
 Jay Barresi, '89, '90, '91, '92
 Carl Barrett, '08
 Marty Barski, '65, '66, '67
 Kurt Barterian, '80, '81, '82, '83
 Larry Bartolameolli, '62, '63, '64
 Dennis Bartsis, '25, '26, '27
 Chris Bartula, '05
 Willis Bates, '29
 Don Bauer, '22, '23
 Ryan Bauer, '96, '97
 Ted Bauer, '46, '47, '48, '49
 Milton (Nick) Beam, '24, '25, '26, '27
 Lloyd Beardsley, '59, '60, '61
 Ron Beasse, '76
 Joe Beaubien, '86
 Frank Beck, '24, '25, '26, '27
 Jim Bednar, '61, '62
 Harold Beebe, '23
 Josh Behrens, '02, '04, '05
 John Bek, '14, '15
 Scott Bell, '88, '89
 David Belle, '85, '86, '87, '88
 Al Bellile, '68, '69, '70
 Anthony Belmonte, '03, '04, '05, '06
 Bruce Bendix, '73
 Harold Benge, '38, '39, '40
 George Bennett, '72, '73
 Owen Bennett, '51
 Paul Bennett, '19, '20, '21, '24
 Jim Benson, '44
 Alvin Berger, '09, '10
 Mark Berghuis, '06
 Joe Berman, '17
 Willie Berrios, '85, '86, '87, '88
 Jamail Berry, '08, '09, '10
 John Berryman, '54, '55, '56
 George Betts, '32
 Eric Bettys, '97, '98, '99
 Richard Bezile, '59, '60
 Jason Biddle, '92, '93
 EJ Biggers, '05, '06, '07, '08
 Trevor Billicke, '84, '85, '86, '87
 Stan Bilski, '30, '31, '32
 Lester Binkley, '33
 Ted Binkowski, '57, '58, '59
 Dave Birkholz, '74, '75
 Lew Birmelin, '71
Freddie Bishop, '09, '10
 Sam Bishop, '22, '23
 Randy Blackmore, '79, '80, '81, '82
 Bob Blackwell, '56

James Blair, '04, '05, '06, '07
 Lynn Blake, '08, '09
 Carl Blauman, '44
 Valray Bleech, '46, '47, '48
 Ernest Blohn, '30, '31
 Jerome Bloodsaw, '01
 Terry Bobbitt, '84, '85
 John Bock, '58
 Jason Bodden, '93, '94, '95, '96
 Eric Boersma, '93, '94, '95, '96
 Dan Boggan, '88, '89, '90
Trevonte Boles, '10
 Jim Bollweg, '72, '73
 Bill Bolm, '58, '59
 Nate Bolton, '82, '83, '84
 George Bond, '35, '36, '37
 Mark Bonds, '04, '05, '06, '07
 Laurence Bonifield, '55
 Sollie Boone, '75
 Mark Bordeaux, '68
 Dave Bordine, '77, '78
 Norm Borea, '53
 Jim Boreland, '65, '66, '67
 Paul Bos, '54, '55
 Bruce Bosma, '52, '53, '54
 Matt Bossory, '86
 Bob Boston, '45
 Frank Bosworth, '97, '98, '99, '00
 Don Boven, '46, '47
 Norm Bowbeer, '23
 Ted Bowlus, '70
 Dave Bower, '84
 Rush Bowers, '99
 Paul Bowersox, '18, '19, '21
 Richard Bowman, '43
 Scott Boyd, '87
 Parris Boyer, '81, '82, '83
 Allan Boyko, '87, '88, '89, '90
 Bruce Boyko, '86, '87, '88, '89
Desmond Bozeman, '10
 Mark Braciszewski, '71, '72
 Mark Braman, '82
 Paul Braman, '83
 Dan Bramschreiber, '94, '95
 Justin Braska, '06, '07, '08, '09
 Andy Brasosky, '94, '95, '96
 Ray Bray, '36, '37, '38
 Byrl Breed, '54, '55, '56
 Fernando Brethour, '24, '25, '26
 Dennis Bridges, '67
 Alvin Briggs, '29, '30, '31
 J.D. Brink, '99
 Tom Briscoe, '35, '36
 Kevin Brogan, '77, '78, '79
 Leon Brooks, '82, '84
 Wesley Brooks, '34, '35, '36
 Andy Brotebeck, '89, '90
 Brandon Brown, '98, '99, '00, '01
 Bryan Brown, '82, '83, '84
 Clinton Brown, '43, '46, '47
 Gerald Brown, '20, '21
 Vern Brown, Sr., '69, '70, '71
 Vern Brown, Jr., '92, '93, '94
 Willard Brown, '50, '51, '52
 Earle Browne, '12





Chris Browning, '99, '00, '01, '02
 Dave Brueck, '58, '59
 Greg Bryant, '03, '04
 Joe Bryant, '50
 Dick Bryck, '52, '53, '54
 Martin Buchanan, '88
 Jon Bull, '69, '70
 George Bullock, '77, '79, '80
 Brooks Bunbury, '09
 Drew Burdi, '10
 Scott Burke, '15, '16
 Fred Burkhardt, '78, '79, '80, '81
 Allen Bush, '46, '47
 Allen Bush, Jr., '67, '68, '69
 Isac Bush, '03
 Josh Bush, '98, '99, '00, '01
 Matt Buskirk, '06
 Lawrence Butler, '66, '67
 Bill Button, '84
 Karl Butts, '78, '79, '80
 Brett Butz, '95, '96
Raheam Buxton, '10
 Gene Buys, '13
 John Byrne, '25
 Ryan Byrne, '09
 Keith Byard, '84, '85

C•C•C•C

Walter Cade, '88, '89, '90, '91
 Charles Cady, '24, '25
 Greg Call, '97
 Ken Callaway, '52, '53
 Len Calufetti, '43
 August Camarata, '43
 Duncan Cameron, '18, '19, '20
 Walter Campbell, '15
 Mike Canfield, '72, '73, '74
 Larry Caper, '79, '80, '81, '82
 Bob Carlson, '46, '47, '48, '49
 Jack Carlson, '69, '70
 Frank Carpenter, '11, '12
 Anthony Carr, '01, '02
 Clytus Carr, '23, '24, '25
Alex Carder, '10
 Mike Carter, '72, '73
 Ralph Carter, '70
 Richard Carter, '45
 Bob Cartwright, '46, '47
 Al Cater, '49, '50,
 Larry Cates, '71, '72, '73
 Wesley Cates, '73, '74
 Jason Cavanaugh, '95, '96, '97, '98
 John Chalapis, '50, '54, '55
 Edward Chambers, '09
 Bob Chant, '50, '51
 Hobart Chapel, '17
 Joe Chapple, '04, '05, '06
 Larry Charleston, '00
 Bob Charon, '51, '52
 Clarence Cheatham, '57, '58, '59
 Otis Cheatham, '84, '85
 Glenn Cherup, '65, '66, '67
 John Chervensky, '18
 Chris Chestnut, '02, '03

Roger Chiaverini, '46, '47
 Eugene Childs, '03, '04
 Ed Chlebek, '60, '61
 Bill Chopp, '95, '96, '97, '98
 Curt Chrenick, '92
 Matt Church, '83
 Cody Cielenski, '07, '08, '09
 Stan Claflin, '06, '07
 Benny Clark, '98, '01
 Bob Clark, '41, '42
 Caleb Clark, '08
 Nick Clemens, '07, '08, '09, '10
 Pat Clements, '80, '82
 Jim Clunie, '74
 Gene Clysdale, '50
 Pat Clysdale, '49, '50
 Tim Clysdale, '77, '78, '79
 Vernon Coakley, '85, '86, '88, '89
 Abe Cohen, '25, '26, '27
 Jeb Colaner, '85, '86, '87
 John Coleman, '59
 John Coleman, '95, '96
 Horace (Hap) Coleman, '40, '41, '42
 Kevin Coleman, '00, '01, '02
 Lovell Coleman, '57, '58, '59
 Michael Coleman, '91, '92
 Ron Colille, '56
 Harry Collins, '37, '38, '39
 Jerry Collins, '66, '67, '68
 Wilbur Combs, '31
 Bob Compton, '76, '77, '78
 Adam Cones, '00, '01
 Chris Conklin, '82, '85, '86
 Ward Conklin, '10
 Alfred Conley, '28
 Tom Contes, '46, '47, '48, '49
 Charles Cook, '31, '32, '33
 John Cook, '44
 Dave Cooke, '59, '60, '61
 Darrell Copeland, '03, '04
 Derrick Copeland, '88, '89, '90, '91
 Francis (Dick) Corbat, '25, '26, '27, '28
 Lou Corbat, '13, '14, '15
 Carl Cornelius, '45
 Joe Cornelius, '93
 Bob Cornell, '28
 Willard Cornell, '26, '27
 Dave Corning, '74, '75
 Walter Cornwell, '20, '21, '22
 Christian Cote, '96
 Fred Courville, '56, '57
 Gerald Couturier, '57
 Greg Cowser, '72, '73, '74
 Gary Crain, '64, '65, '66
 Scott Cramer, '89
 Jim Credit, '73
 John Creek, '85, '86, '87, '88
 Terry Crews, '87, '88, '89, '90
 Steve Cronkite, '72, '73, '74
 Fred Cross, '15
 John Cross, '39, '40
 Tom Crowley, '65
 Howard Crull, '19, '20
 Ryan Cubit, '04, '05, '06

Sam Culbert, '83, '84, '85, '86
 Dan Cunningham, '85, '86, '88, '89
 Gary Cunningham, '74, '76, '77
 Harry Curry, '87
 Wilbur Curry, '18
 Jesse Curtis, '31, '32, '33
Matt Cutler, '10
 Richard Cutler, '47
 Dave Cutlip, '89, '90, '91, '92
 Steve Czarnota, '85, '86
 Tom Czyn, '54, '55, '56

D•D•D•D

Ted Daisher, '77
 Tom Daly, '24, '25
 John Damoth, '09, '10
 Ray (Bud) Daniels, '70, '71, '72
 Mike Darby, '64
 Morris Davenport, '75, '76, '77, '78
 Zach Davidson, '05, '06, '07, '08
 Arthur Davis, '93
 Paul Davis, '88, '89, '91, '92
 Rob Davis, '87, '88
 Vern Davis, '68, '69, '70
 DeWayne Davisson, '58
Terry Davisson, '10
 Lynn Deal, '06
 Anthony DeBardelaben, '90, '91
 Ben DeBolt, '64
 Gerald DeLoe, '30
 Louis Delmas, '05, '06, '07, '08
 John Deming, '97, '99
 Napoleon Demps, '74
 Allen DenBleyker, '25
 Joe DeOrio, '60, '61, '62
 Jim DePoy, '62
 Ken Dersey, '64, '65, '66
 Robby Desrosiers, '95
 Joe Detwiler, '43
 Bill Devine, '66, '67
 Jim Devine, '53, '54, '55
 Tyson DeVree, '03, '04
 Jason DeVries, '45
 Paul DeVries, '86, '87, '88, '89
 Jim DeWald, '96, '97
 Walter Dewey, '07, '08, '09, '11
 Denny D'Haene, '72, '73
 Van Dickerson, '75, '76, '77
 Pete Dickson, '83
 Otto Dileski, '35, '36,
 Dennis Dilley, '74, '75, '76
 Pat Dillon, '84, '85, '86
 Duane Dischler, '85
 Dale Dittmer, '57, '58
Keith Dixon, '09, '10
 Wes Dodson, '98, '99, '00, '01
 Eric Dominow, '90
 Marc Donaldson, '90, '91
 Howard Doolittle, '06
 Steve Doolittle, '71, '72
 Denny Doornbos, '74
 Jason Doubleday, '00
 Andy Dorcelly, '06, '07, '08, '09
 Ed Doucette, '38, '39





Len Dovalosky, '44
 Marvin Downs, '72, '74, '75
 Homer (Bud) Doxey, '45
 Jon Drach, '01, '02, '03
 Mark Dragoo, '97, '98
 Gershwin Drain, '68, '69
Tevin Drake, '10
 Dave Dreyer, '69
 Ben Drucker, '01
 Dustin Duclou, '05, '06, '07, '08
 Kelcey Dudley, '97
 George Duditch, '48, '49
 Bob Duhan, '49, '50
 Danny Dumezich, '80, '81
 Sam Dunlap, '15, '16, '17, '19
 George Dunn, '45, '46, '47
 Richard Dunn, '45, '46, '47
 Tom Dunn, '89, '91, '92
 Gladdon Dunst, '43
 Tom Dyskiewicz, '68

E•E•E•E

Don Earl, '51
 Clarence East, '14, '15
 Don Eastman, '88, '89, '90
 Loren Edmonds, '42
 Bob Edwards, '72
 Jim Eger, '56, '57, '58
 Jack Eggertsen, '39, '40, '41
 Ken Eggers, '60
 Sean Eggesfield, '98
 Tim Eising, '88
 Blair Eklund, '00, '01
 Lou Elenbaas, '30, '31, '32
 George Elias, '26
 Tom Elias, '69, '70, '71
 Steve Ellingsen, '05, '06
 Maynard Ellingson, '23, '24, '25
 Allan Elliott, '32, '34
 Chuck Ellison, '68, '69
 Kirk Elsworth, '05, '06, '08
 Pat Emerick, '60, '61, '62
 Wendell Emery, '32
 Bill Empke, '12, '13
 Andy Endemann, '04
 Bob Engelthaler, '64
 Gary Enstrom, '73
 John Erickson, '12
 Dave Evans, '73, '74
 Dennis Evans, '66, '67, '68
 Mario Evans, '97, '98, '99, '00
 Max Evans, '41
 Tad Evans, '84, '85, '87
 Vernell Evans, '28
 Al Everett, '69, '70
 Bob Ezelle, '69, '70

F•F•F•F

Wayne Falan, '39, '40
 Dan Falcon, '96, '97, '98
 Hausia Faleofa, '02
 Mike Famiglietti, '10
 Walter Farrar, '19, '20, '24, '25
 Ross Farren, '04, '05

Shawn Faulkner, '80, '81, '82, '83
 Dale Faunce, '34
 Dave Faverman, '84, '85, '86
 Larry Featherstone, '89, '90, '91, '92
 Marvin Feenstra, '60, '61, '62
 Chad Feldpausch, '03, '04
 Jason Feldpausch, '00, '01, '02, '03
 Attila Felkai, '99
 Mike Fenbert, '72, '73, '74, '75
 Don Ferguson, '33
 Ed (Chip) Ferguson, '71, '72
 Eric Ferguson, '88, '89, '91
 Hoyt Fern, '26
 John Ferris, '43
 George Field, '21
 John Fielder, '80, '81

Brian Fields, '10

Darnell Fields, '97, '98
 Loy Fierens, '53, '54
 Orville Fillinger, '09
 Don Finnefrock, '52, '53, '54
 Delmar Firme, '41, '42
 David Fisher, '88
 Denis Fitzgerald, '86
 Mike Fitzgerald, '87
 Bill Flaherty, '49
 Arch Flannery, '16
 Greg Flaska, '68, '69, '70
 Todd Fleck, '82, '83, '84
 Norbert Fleckenstein, '45
 Pearl Fleming, '25
 Scott Fleming, '91, '92
 Dwayne Fletcher, '83, '84, '86
 Cory Flom, '05, '06, '07, '08
 Delos Flower, '06
 Ray Fonseca, '87, '88
 Louis Forbrich, '96, '99
 Kevin Ford, '02, '03, '04
 Jermaine Foreste, '99, '00, '01, '02
 Allex Forge, '60, '61
 Jay Formsma, '45, '46, '47, '48
 Ted Forrest, '72, '73, '74, '75
 Robert Forrest, '93, '94, '95
 Dean Foster, '39, '40
 Hilton Foster, '45, '46, '47, '48
 Jack Foster, '67
 Richard Frankoski, '26, '27, '28, '29
 Craig Frazier, '76, '77, '78, '79
 Randall Frazier, '23
 Ed Frederickson, '36, '37, '38
 Joel Frederickson, '92, '93, '94
 Harve Freeman, '20
 Bill French, '68, '70
 Ralph French, '16, '19
 Roy French, '16
 Clarence Frendt, '27, '28, '29, '30
 Londen Fryar, '05, '06, '07, '08
 George Fulgoni, '25, '26, '27

G•G•G•G

Leland Gabe, '40, '41
 Scott Gajos, '07, '08
Kevin Galeher, '10
 Bob Gallagher, '32, '33, '34

Jerry Ganzel, '53, '54, '55
 Dave Gapinski, '73, '74, '75, '76
 Mark Garalczyk, '84, '85, '86
 Jon Garcia, '00, '01
 Alex Gardner, '02
 Joe Gardner, '05
 Les Garrett, '80, '81
 Mike Gary, '81, '82, '83
 Frank Garzelloni, '50, '51, '52
 Jake Gasaway, '99, '00, '01, '02
 Tim Gassmere, '94
 Brian Gatch, '96
 Rexford Gaugh, '44
 Bob Gavinski, '71, '72
 Duane Gebben, '53, '54, '55
 Anthony Gebhart, '06, '07
 Bob Geiger, '55, '56, '57
 John Geiger, '70, '71
 Jim Gendron, '74
 Henry George, '47
 Tom George, '80, '81
 Ernest Gerke, '22
 Richard Geske, '43
 Jack Giarmo, '82, '83, '84
 Alan Gibbs, '61, '62, '63
 Dave Gibson, '75, '76
 Jim Giffin, '82, '83, '84
 Dave Gigli, '77, '78, '79
 Don Gill, '56, '57
 John Gill, '19, '20, '21, '22
 Art Gillespie, '44, '45, '46, '47, '48
 Ron Gillum, '87, '88
 Mark Gilroy, '84, '85
 Jim Gilstrap, '61, '62, '63
 Mike Giorgianni, '03, '04
 Jack Gitler, '01, '02, '03, '04
 Egbert Gleason, '07
 Joe Glenn, '84, '85, '86, '87
 Jim Glick, '51
 Eric Gordon, '27
 Montres Gords, '95, '96
 Ron Gow, '51
 Marion Graham, '43
 Les Gratton, '47, '48, '49, '50
 Dezmund Gray, '05, '06, '07
 Virgil Grayson, '90, '91
 Colin Greczek, '98, '99, '00
 Bob Green, '49
 Jim Green, '49
 Michael Greene, '89, '90
 Ed Greer, '83
 Tyrice Grice, '86
 Terry Grier, '92
 Mike Griesinger, '83
 Darrius Griffith, '90, '91
 Ted Grignon, '69, '70, '71
 Joe Grigg, '57, '58
 Bob Grimes, '63, '64, '65
 Dave Gromacki, '88
 Joe Grosser, '63
 Emerson Grossman, '42, '46, '47, '48
 Jerry Grover, '06
 Tom Gruber, '72, '73
 Jim Gualdoni, '73, '74, '75





Stephen Gubernick, '00, '01
 Art Guenther, '28, '29
 Ivan Guillickson, '60, '61, '62
 Paul Gunderman, '56
 Art Guse, '37, '38, '39
 Donyell Gutter, '89

H•H•H•H

Robbie Haas, '05
 Jim Habel, '59, '60
 J. K. Haehnle, '95, '96, '97, '98
 Web Hagadone, '28, '29
 Don Hager, '72
 Jon Hall, '03
 John (Dave) Hallabrin, '69, '70, '71
 Jack Halstead, '38, '39, '40
 Gail Hambleton, '06
 Gene Hamlin, '66, '67
Blake Hammond, '09, '10
 Bryon Hammons, '93, '94
 Todd Hanley, '95, '96
 Pat Hanlon, '76
 Richard Hanschu, '52, '54
 Mark Hardy, '02, '03, '04
 Marty Harig, '98, '99, '00
 Calvin Harley, '96, '97, '98, '99
 Tom Harrington, '06, '07, '08, '09
 Norm Harris, '48, '49, '50
 Rufus Harris, '91, '92, '93, '94
 Ryan Harris, '00, '01
 Charles Harrison, '64, '65
 Mark Harrison, '74, '75
 Fred Harrsen, '28, '29, '30
 Joe Hart, '79, '80, '81
 Lloyd (Whitey) Hartman, '48, '49, '50
 Robert Hatch, '96
 Kevin Haverdink, '85, '86, '87, '88
 Bill Haviland, '64, '65, '66
 Steve Hawkins, '91, '92, '93
Paul Hazel, '09, '10
 Alvah Heaton, '07
 Matt Hekhuis, '92, '93, '94, '95
 Oscar Hellberg, '13, '14
 Jamie Hence, '85, '86, '87, '88
 William Henagan, '97, '98, '99
 Spencer Henley, '92, '93, '94, '95
 Bert Henderson, '86, '87, '88
 Clayton Hendricks, '44
 Don Hendriks, '42
 Harry Henigan, '43
 Orville Henney, '12, '13
 Tom Henry, '76, '77, '78, '79
 Bruno Heppell, '94, '95, '96
 Bill Hestwood, '57
 Andy Hewes, '79
 George Heydlauff, '52, '53
 Fred Hicks, '70, '71, '72
 Charles Higgins, '51, '52
 John Higgs, '74, '75, '76
 Harry Hildreth, '46, '47
 Jim Hildreth, '46, '47, '48, '49
 Bryant Hill, '85
 Irwin Hill, '46
 Tom Hill, '43, '45

Bill Hillborg, '41
 Tim Hiller, '05, '07, '08, '09
Scott Hinds, '09, '10
 Jim Hinkle, '77, '78, '79, '80
 Jeff Hinson, '99, '00, '01
 Reggie Hinton, '78, '79, '80, '81
 Terry Hinton, '70, '71
 Mark Hintz, '70
 Ken Hirsch, '51, '52
 Peter Hirt, '87, '88
 Pierre Hixon, '90, '91, '92, '93
 Christian Hodges, '02
 Don Hoekenga, '71
 Eric Hoffman, '85, '86, '87, '88
 Steve Hoffman, '83, '84
 Dennis Holland, '59, '60, '61
 Jim Holland, '93, '94, '95, '96
 Jeff Holly, '80
 Bill Hooper, '21
 Rico Hooper, '94
 Chad Hopkins, '86
 Rob Horrmann, '84, '85, '86, '87
 Osbe Hoskins, '80
 Guy Houston, '17, '19
 John Hovanec, '44
 Bobby Howard, '77, '78, '79, '80
 Emory Howard, '06, '08
 Lewis Howard, '85, '86, '87
 Henry Howe, '20, '21
 Joe Hoy, '40
 Mike Hubbard, '72, '74
 Judson Hudnut, '30, '31
 Mike Hudnut, '62, '63, '64
 Dave Hudson, '66, '67, '68
 Allen Hughes, '78, '79, '80, '81
 Harold Hulscher, '20, '21
 Hilliard Hulscher, '19, '20
 Pat Humes, '76, '77, '78, '79
 Randy Hummel, '78
 Roger Hunt, '72
 Edwin Husbeck, '36, '37, '38
 Mike Hutchings, '97, '98
 Paul Hutchins, '88, '90, '91, '92
 Judson Hyames, '14

I•I•I•I

Greg Igaz, '69, '70, '71
 Gervase Ignasiak, '35, '36
 Phil Igoe, '44
 George Ihler, '62, '63, '64
 Bill Ingraham, '75
 Ryan Iorillo, '01, '02
 Ameer Ismail, '04, '05, '06
 John Isom, '53, '54

J•J•J•J

Garvase Jach, '25, '26, '27
 Jonathan Jack, '09, '10
 Fred Jacks, '15
 Brian Jackson, '04
 Mallett Jackson, '44
 Nelson Jackson, '63, '64, '65
 Pat Jackson, '93, '94, '95
 Sam Jaeger, '09, '10

Alex Jagels, '10
 Mike Jakubowicz, '80, '81
 Brandon James, '04
 Ed Janz, '50
 Bob Jeffrey, '60
 Bob Jenkins, '40, '41
 Glen Jenkins, '78, '79, '80, '81
 Darnell Jennings, '97, '98, '00
 Gary Jennings, '64, '65, '66
 Greg Jennings, '02, '03, '04, '05
 Richard Jeric, '57, '58
 Bob Johnson, '77, '78
 Brandon Johnson, '01, '02, '03
 Brian Johnson, '87, '88, '89, '90
 Charles Johnson, '06
 Ed Johnson, '27, '28, '29
 Jeremy Johnson, '96, '97, '98, '99
 Larry Johnson, '93, '94
 Mike Johnson, '71
 Mike Johnson, '02
 Morgan Johnson, '16, '17
 Neal Johnson, '23, '24, '25
 Oscar (Okie) Johnson, '22, '23, '24
 Paul Johnson, '88, '90, '91
 Robert Johnson, '05, '06, '07, '08
 Walter Johnson, '18
 Wilbur Johnson, '22, '23, '24
 Len Johnston, '49, '50, '51
 Nick Johnston, '97
 Larry Joiner, '50, '51, '52
 Al Jones, '81, '82
 Demetrius Jones, '80, '81, '82, '83
 Dex Jones, '10
 Earl Jones, '32, '33
 Jonathan Jones, '02, '03
 Mike Jones, '05, '06, '07
 Stu Jones, '75, '76, '77, '78
 Paul Jorgensen, '72, '73, '74
 Schneider Julien, '07, '08
 Roman Juzwiak, '55

K•K•K•K

Jeff Kacmarek, '81, '82, '83, '84
 Kevin Kahl, '79
 Rich Kaiser, '92, '93, '94, '95
 Charles Kalbfleisch, '43, '44
 Carl Kamhout, '26
 Bill Kanley, '11
 Joe Karam, '64
 Ron Karlis, '70, '71, '72
 Alan Karpa, '66
 Bill Karpinski, '56, '57, '58
 Charles Karpinski, '57
 Scott Karstens, '98, '99, '00
 Fernand Kashama, '07
 Steve Kasson, '83
 Dave Katt, '64, '65
 Denny Keck, '70, '73
 Clifford Keddie, '44, '46
 Shawn Keenoy, '81, '82, '83
 Jack Kelder, '51, '52, '53, '54
 Greg Kelley, '90, '91
 John Kelley, '43
 Paul Kelley, '42





Kent Kelly, '57
 Robert Kelly, '96, '97
 Zak Kemp, '95, '96, '97
 Mike Kempinski, '04, '05
 Melvin Kendall, '43
 Bill Kennedy, '71
 Pat Kennedy, '94, '95, '96
 Phil Kennedy, '72, '73
 Mike Kershner, '96, '97, '98
 Bill Killian, '13, '14
 Tony Kimbrough, '87, '88
 Anthony Kiner, '01, '02, '03
 Larry King, '99, '00
 Matt King, '96
 Tom King, '13
 Ulric King, '89, '90, '91, '92
 Steve Kingsley, '88, '89, '90, '91
 Gale Kisinger, '46, '47
 George Klaeren, '52
 Jim Klapthor, '84, '85, '86
 John Klein, '62, '63, '64
 John Kloosterman, '84
 Charlie Knapp, '96, '97, '98, '99
 Dave Knapp, '79, '80, '81, '82
 Kevin Knope, '92, '93, '94, '95
 Bill Knott, '50
 Tony Knox, '95, '96
 Dan Kolenko, '80
 Jim Kolk, '57, '58
 Lou Kollar, '75, '78, '79
 Vlad Kotic, '89, '91
 Adam Korzeniewski, '95, '96
 Matt Koss, '79
 Leslie Koster, '51, '52, '53, '54
 Dave Kotecki, '92
 John Kouris, '65, '66
 Larry Kozminski, '42
 Jim Kramer, '84, '85, '86, '87
 Kevin Kramer, '00, '01, '02
 Dan Krasinski, '08
 Doug Kraus, '86, '87, '88, '89
 Jim Kreason, '70
 Jim Kreutzer, '84, '85, '86, '87
 Dave Kribs, '37, '38, '39
 Joe Krill, '85, '86
 Jack Krueger, '56, '57, '58
 Albert Kruez, '22
 Dave Kruse, '87, '88
 Robbie Krutilla, '04, '05, '06, '07
 Mark Kujacznski, '79, '80, '81, '82
 Carroll Kyser, '42, '43

L•L•L•L

Jeff LaDuke, '90, '91
 Craig Ladyman, '98
 Adolphus LaLonde, '38, '39
 Paul Lambert, '97, '98, '99, '00
 Chuck Landrum, '76
 Jim Laney, '05, '06, '07
 Jonn Laney, '86, '87
 Lew Lang, '42
 Robert Lang, '18
 Tim Lanker, '80, '81, '82
 Bryan Lape, '98, '00, '01, '02

Kyle Lark, '10

Pete LaRouech, '68, '69
 Francis (Butch) LaRoue, '60, '61, '62
 Andy Laue, '06, '07
 Alton Laupp, '77, '78, '79, '80
 Deshon Lawrence, '08, '09
 Count Laws, '76, '77
 John Lawson, '84
 Richard (Dick) Lawson, '68, '69, '70
 Roger Lawson, '69, '70
 Norris Layton, '36
 Richard Leahy, '43, '44, '46
 Floyd Lear, '26, '27, '28
 Duncan Leckta, '40
 Branden Ledbetter, '05, '06, '07, '08
 Harry Lee, '23
 Jack Lees, '43
 Glen Leeson, '50
 Charles LeFevre, '08, '09, '10
Deauntay "Woody" Legrier, '09, '10
 Tom Leidich, '63, '65
 Don Leigh, '76, '77, '78
 Reuben Leiske, '44
 Justin LeMay, '04
 Dan Lemke, '04
 Henry LeMoin, '22
 Lawrence Leonard, '15
 George Lerch, '30
 Tim Lester, '96, '97, '98, '99
 Bob LeVand, '44
 Joe Lewandowski, '94, '95, '96, '97
 Curtis Lewis, '70, '72
 David Lewis, '09
 Don Lewis, '67, '68
 Fletcher Lewis, '57, '58
 Jermaine Lewis, '00, '01, '02
 Mike Lewis, '70
 Terry Lewis, '84, '85, '86, '87
 Charles Liedtke, '61, '62, '63
 Doug Lincoln, '76, '77
 LaMarr Liner, '84
 Bob Lintjer, '70, '71
 Ted Lintjer, '74, '75
 Jim Lippe, '84, '85, '86
 Albert Little, '77, '78, '79
 Dale Livingston, '65, '66, '67
 Martin Logan, '96
 Steve Logan, '84, '85, '87
 Alex Loiko, '38, '39, '45
 John Lomakoski, '59, '60, '61
 Bob Long, '55, '56
 Jim Long, '64, '65, '66
 Scott Lonier, '87, '88, '89
 Steve Looney, '89
 Mark Lootens, '76, '78, '79
 Carl Lopez, '91, '92
 Derek Lott, '92, '93, '94, '95
 Ray Louthen, '44
 LeRoy Love, '74
 Rick Lucas, '94, '95, '96, '97
 Ken Luckett, '82, '83, '84, '85
 Matt Ludeman, '05, '06
 Jeff Lujan, '90, '92
 Marcus Lund, '19

Mark Lundell, '73, '74
 Bob Lurtsema, '65
 T. J. Lynch, '09
 Joe Lynd, '40, '41
 Maurice Lyons, '15

M•M•M•M

Anthony Magee, '86
 Alfred MacDonald, '60, '61, '62
 Paul MacDonald, '39
 Art Macioszczyk, '40, '41, '42
 Malcolm MacKay, '29, '30, '31
 Jesse Madden, '57, '58, '59
 Dave Madsen, '91, '92, '93, '94
 Tim Majerle, '66, '67, '68
 Ken Major, '32, '33
 John Male, '76, '77
 Stan Malek, '50, '51
 Louis (Bo) Mallard, '34
 Jason Malloy, '99, '00, '01, '02
 Pat Malone, '28, '29
 Clarence Maloney, '07, '08
 Steve Maloney, '95, '96, '97
 Jon Manier, '88, '89, '90, '91
 Allen Manne, '52, '53
 Eric Manns, '77, '78, '79
 Chris Maragos, '06
 Bob Martinez, '75, '76, '77, '78
 Daniel Marks, '02, '03, '04
 Jack Marks, '41, '42
 Jim Marks, '44
 Greg Marshall, '05, '06, '07, '08
 Mike Marshall, '68
 Marty Martens, '86, '87, '88
 Darrell Martin, '83
 Frank Martin, '09, '10
 Herb Martin, '06, '07
 John Martin, '78
 Ken Martin, '51, '52
 Willie Martin, '81, '83
 Chester Martindale, '24
 Stewart Masi, '93, '94
 Bob Mason, '55, '56, '57
 Joel (Muleski) Mason, '34, '35
 Jack Matheson, '39, '40, '41
 Max Matson, '52, '54
 Jeff Mattes, '83
 Dan Matthews, '73, '74, '75
 Anthony Matulis, '29, '30, '31
 Mike Maul, '60, '61, '62
 Clarence Maurer, '52
 Roland Maus, '07, '08
 Art May, '44, '45
 Glenn Mayer, '10, '11
 Frank Mays, '80
 Dan Mazglad, '70
 Roosevelt Mazzyck, '45
 Alfred McCafferty, '14, '16
 Todd McCall, '68, '69
 Charles McCallister, '43
 Bernard McCann, '19, '21, '22
 Don McCann, '55
 Mike McCann, '68, '69
 Fred McCants, '01, '02





John McCarger, '42
 Eldon McCarty, '11
 Jerry McCaskill, '92, '93
 Wilbur McClemons, '08
 Marlan McClendon, '02
 Wayne McClintock, '07, '08
 John McCook, '37
 Mike McCord, '01, '03
 Boston McCornell, '07, '08
 Jack McCullagh, '45
 Rashad McDade, '98, '99, '00, '01
 Jay McDonagh, '93, '94, '95
 Charles McDonald, '58, '59, '60
 Mark McDonald, '81, '82, '83
 Tarrence McEvans, '95, '96, '97
 Bob McFadden, '84
 Mike McGeath, '79, '80, '81
 Tom McGhee, '64
 John McGuinness, '08, '09
 Lou McGuire, '11, '12
 Bill McIntosh, '13, '14
 Robert (Scooter) McIntosh, '04, '05
 Bob McKay, '14, '15
 Pete McKay, '11
 Harold McKee, '27, '31
 Richard McKee, '52
 Duncan McKerracher, '72, '73, '74, '75
 Jim McKinley, '63, '64, '65
 Marty McNair, '90, '91
 Henry McNaughton, '06
 Mike McPhilamy, '74, '75
 Dan McShannock, '69, '70, '71
 Jim McVay, '76, '77, '78
 Matt Meares, '80, '81, '82
 Rick Mei, '73
 Roy Meier, '33, '34
 Nick Melcher, '01, '02, '03, '04
 Bob Mellen, '41, '42, '43
 Todd Mellinger, '74
 Dan Memmen, '77
 Robert Menchinger, '01, '02, '03, '04
 Bob Mendoza, '94, '95
 Ed Mendrysa, '44
 Hobart Merritt, '49, '50
 Kam Merritt, '92, '93, '94, '95
 Jose (Jo Jo) Mesa, '01, '02
 George Mesko, '47, '48, '49
 Carroll Messenger, '20, '21, '22, '23
 John Messenger, '65
 John Metras, '27
 Bob Metzger, '39, '40, '41
 Mike Metzger, '73, '74
 Charles Metzcos, '51, '52, '53
 Nate Meyer, '04, '05, '06
 Adam Mial, '81, '82
 Alfred Micatrotto, '47, '48, '49
 Chris Michayluk, '84
 Anthony Middleton, '07
 Robbin Mikel, '76, '78
 Les Millar, '16, '17
 David Miller, '93, '94, '95, '96
 Doug Miller, '88, '89
 Elword Miller, '62, '63, '64
 Jeff Miller, '83

John Miller, '32, '33, '34
 John Miller, '59, '60
 Marion Miller, '20
 Neil Miller, '17, '18
 Pierson Miller, '34, '35
 Rob Miller, '72
 Rudel (Rudy) Miller, '20, '21, '22, '23
 Scott Miller, '83
 Willie Miller, '01, '02, '03
 Nick Milosevich, '43, '46, '47
 Aaron Milton, '87
 John Minick, '84, '85
 Ellison Mingo, '89, '90
 Paul Minnis, '67, '68, '69
 Charles Missant, '01, '02, '03
 Darrell Mitchell, '93, '94
 Nick Mitchell, '08, '09, '10
 Pete Mitchell, '65, '66, '67
 Rocky Mitchell, '86
 Steve Mitchell, '65, '66, '67
 Paul Moersch, '03, '04, '05
 Dave Mollard, '65, '66
 Dave Mollard Jr., '89, '90, '91
 John Monson, '24, '25, '27
 Ellsworth Monteith, '11
 Chris Montgomery, '01, '02
 Jim Montgomery, '53
 Earl Montross, '51
 Ken Moon, '64, '65
 Frank Mooney, '68, '69
 Pennell Moore, '29
 Rocco Moore, '73, '74, '75, '76
 Steve Moore, '82, '83
 Terrence Moore, '98, '99, '00
 Dominic Moran, '03, '04, '05, '06
 Jake Moreland, '96, '97, '98, '99
 Eddie Morgan, '70, '71
 Ray Morley, '25, '26, '27
 Richard Morley, '23
 Orra Morningstar, '28, '29, '30
 Dale Morris, '36, '37, '38
 Gary Morris, '95
 Lorenzo Morris, '84
 Tom Morris, '50, '51
 Craig Morrow, '79, '80
 Bob Morse, '49, '50, '51
 John Morton, '91, '92
 Kendrick Mosley, '99, '01, '02, '03
 Tristan Moss, '92, '93, '94, '95
 Jim Mota, '80, '81, '82
 Franklin Mote, '24
 C.R. Moultry, '00, '03
 Henry Moultry, '04
 John Mowatt, '68, '69
 Henry (Skip) Mugg, '59
 Sean Mulhearn, '87, '88, '89, '90
 John Mullaney, '47
 Gerald Muller, '23, '24
 George Mullin, '16
 Frank Mumford, '72
 Jay Mumford, '74, '75, '76
 Chad Munson, '02, '03
 Matt Murphy, '77, '78, '79
 Jamelle Murray, '10

Clark Mussman, '10
 Bob Myers, '46
 Dave Myers, '72
 Earl Myers, '36
 Melvin (Tubby) Myers, '06, '07, '08

N•N•N•N

Mark Nabozny, '88, '89, '90, '91
 Dan Nameth, '32, '33, '34
 Steve Neal, '97, '98, '99, '00
 Bruce Nederveld, '71, '72
 Vern Neidlinger, '35, '36
 Grant Nemeth, '07
 Jerry Neuman, '34, '35
 Howard Nevins, '75, '76, '77
 Jerry Newton, '70
 Cecil Nickel, '28, '29
 Hugh Nicolls, '07
 Tim Nichols, '02
 Charles Nidiffer, '53, '54, '55
 John Nigro, '78
 Clarence Nihart, '17, '18
 Gary Nieklasch, '98, '99
 Scott Niles, '96, '97, '98, '99
 Mark Nisbet, '75
 Ted Nixon, '57, '58, '59
 Ken Nobis, '63, '64, '65
 Swift Noble, Sr., '16
 Swift Noble, Jr., '45, '48
 Dennis Noe, '68
 Dave Norris, '97
Drew Nowak, '08, '09, '10
 John Nowak, '67
 Steve Nowak, '48
 Juan Nunez, '07, '08, '09, '10
 Eric Nunlee, '96, '97, '98, '99
 Art Nunn, '16
 Tom Nütten, '91, '92, '93, '94
 Tom Nuveman, '66, '67
 Neal Nyland, '14, '15

O•O•O•O

Walt Oberlin, '36, '37, '38
 George Ockstadt, '36, '37
 John Offerdahl, '82, '83, '84, '85
 Jasper Olendorf, '25, '26
 Erik Oleson, '01, '02, '03, '04
 Robert Oliver, '87, '88
 Dick Olmsted, '57, '58, '59
 Walt Olsen, '15, '16, '17, '19
 Jack Olson, '40, '41
 Mike Onaga, '04
 Heron O'Neal, '94, '95, '96, '97
Dan O'Neill, '10
 Jim O'Neill, '10
 Lance Ortega, '88, '89
 Ernest Osborne, '02, '03, '04
 John Osborne, '09
 Tim Osborne, '89, '90, '91, '92
 Torre Ossmo, '65, '66
 Tom O'Shaughnessy, '44, '46, '47
 Mark Ottney, '02, '03, '04, '05



**P•P•P•P**

Joe Palazzolo, '57
 Terry Palleschi, '65, '67
 Nate Palmer, '93, '94
 Paul Palmer, '87
 Tony (Panarotta) Panard, '37, '38
 Bill Paniccia, '44
 Bill Pappas, '57, '58
 Chris Pardon, '95
 Ed Parham, '79
Anthony Parker, '08, '09, '10
 Art Parynik, '45
 Tom Patterson, '62, '63
 Tom Paulus, '83
 Willard Peach, '14
 Mal Pearson, '46, '47, '48, '49
 Alvin Pedracine, '44
Weston Peiffer, '09
 Francis Pellegrom, '29, '30, '31
 Oliver Pembroke, '28, '29
 Thomas Peregrin, '07
 Bill Perrin, '45
 Jerome Persell, '76, '77, '78
 Len Peters, '71
 Howard Peterson, '51
 Greg Peterson, '98
 Jim Peterson, '61
 Harry Petaway, '91, '93, '94
 Jesse Pettaway, '84
Demetrius Pettway, '10
 Alfred Pfliger, '38, '39, '40
 Mark Phalen, '68
 John Phelan, '07
 Bob Phillips, '79, '80, '81, '82
 Matt Pickens, '07, '09
 Charles Pierce, '52
 Harold Pierce, '33, '34, '35
 Harold Pierce, '52
 Jared Pike, '97, '98, '99, '00
 Ed Pilarski, '80
 Clarence Pilatowicz, '43, '48
 Ted Pilecki, '77
 Bryan Pinder, '99, '00, '01
 Richard Pins, '50
 Trueman Pippel, '30, '31, '32
 Bill Pitkin, '49, '50, '51
 Mark Plewa, '78
 Bob Pokorny, '70, '71, '72
 Dean Polce, '92, '93, '94, '95
 Joe Polce, '84
Ansel Ponder, '09, '10
 Bill Pope, '45
 Paul Pope, '54
 Willie Pope, '02, '03
 Bernard Porter, '53
 Harrison Porter, '07, '08
 Willis Porter, '92, '93, '94, '95
 Greg Posey, '74
 John Possi, '14, '15
 Harry Potter, '21, '22, '23
John Potter, '08, '09, '10
 Dion Powell, '92, '93, '94, '95
 Greg Powell, '87, '88
 Ryan Powell, '04

Gilbert Powers, '34
 Pepper Powers, '74, '75, '76
 LaVerne Prendergast, '26
 Keith Pretty, '70, '71, '72
 Josh Price, '08, '09, '10
 Paul Price, '82
 Mike Prindle, '81, '82, '83, '84
 Austin Pritchard, '05, '06, '08, '09
 Jim Pritchett, '67, '68, '69
Chris Prom, '09, '10
 Mike Prough, '79, '80, '83
 Jon Pryor, '93, '94, '95, '96
 Richard Pryor, '64
 Roger Pulliam, '63, '64, '65
 Herman Pump, '25, '26, '27
 Tom Putt, '72, '73
 Chris Pyant, '09

Q•Q•Q•Q

John Quelvog, '96
 Jeff Quintana, '94, '95
 Seth Quivey, '05, '06

R•R•R•R

Gene Rademacher, '68, '69, '70
 Bob Radlinski, '64
 Val Ragainis, '98, '99, '00
 Paul Rakow, '62, '63, '64
 Jim Ralph, '54
 Jason Randall, '94
 John Rapacz, '42
 Kyle Ras, '02, '03, '04
 George Rastigue, '25
Chleb Ravenell, '09
 Chris Rawson, '93, '94, '95, '96
 Todd Rawsthorne, '90, '91
 Ken Reasor, '59, '60, '61
 Emmet Redmond, '25
 Leo Redmond, '18, '19, '21, '22
 Cliff Reed, '81, '82, '83, '84
 Phil Reed, '01, '02, '03
 William Reed, '96, '97, '98, '99
 Dennis Reedy, '08
 Jim Reeves, '74, '75
 Jim Reid, '63, '64, '65
 Jack Reinelt, '73, '74
 LeRoy Repischak, '58, '59, '60
 Harold Reynolds, '33, '34, '35
 Jeff Reynolds, '90, '92, '93
 Lowell Reynolds, '23
 Marvin Reynolds, '92, '93, '94, '95
 Owen Reynolds, '28, '30
 Sam Reynolds, '00, '01, '02
 Orra Rhinesmith, '11, '12
 Mike Ribbeck, '73, '74, '75, '76
 Howard Rice, '06
 Tom Richardson, '87
 Scott Riches, '83
 Mark Ricks, '91, '92
 Deal Ridler, '11
 Dominic Riggio, '71, '72, '73
 Glen Righter, '23, '24
 Sean Riley, '95
 Trovon Riley, '02, '04, '05

Matt Riordan, '92, '93, '94, '95
 John Ritchie, '56
 John Ritter, '61
 Al Rivet, '91, '92
 Bob Rizzardi, '47
 Daniel Robert, '02
 Maurice Roberts, '10
 Tony Roberts, '87, '88
 Aundra Robinson, '81
 Cornelius Robinson, '05, '06, '07
 Denny Robinson, '84, '85, '86, '87
 Exzabrian (K.T.) Robinson, '01
 Marc Robinson, '74
 Ross Robinson, '36, '37, '38
 Scott Robinson, '01, '02, '03, '04
 Wayne Robinson, '77, '78, '80
 Glen Rodney, '43, '44
 Todd Rogalski, '99
 Gene Roger, '75, '76, '77, '78
 Astor Rogers, '98, '99
 Ronald Rogers, '98, '99, '00, '01
 Keith Rogien, '76, '77, '78
 Steve Roon, '94, '95, '96, '97
 Edgar Roper, '11, '12
 Mark Roszczewski, '80
Waymon Ross, '10
 Eddie Rossi, '45
 Ken Roth, '71, '72, '73
 Jay Roundhouse, '57, '58, '59
 Bob Rowe, '64, '65, '66
 Clarence Rowe, '11
 Gary Rowe, '65, '66, '67
 Mike Rowe, '67, '68
 Derrick Royal, '96
 Tom Rozema, '96, '97, '98, '99
 Gene Rucinski, '45
 Tom Rucks, '74
 Chuck Ruffin, '85, '86, '87
 Chris Ryan, '84, '87

S•S•S•S

Nic Saad, '04, '05, '06, '07
 Tom Saewert, '65, '66, '67
 Bernard Sagan, '44
 Bob Sage, '23
 Eric Sain, '93, '94, '95
 John Salame, '92
 Ed Salter, '32, '33, '34
 John Salisbury, '09
 Bruce Samaritan, '68
Ben Samson, '10
 Robert Sanford, '97, '98, '99, '00
 Dennis Santo, '70
 Dan Sawochka, '80, '81, '82
 Kerwin Scanlon, '85, '86
 Terry Schalk, '79, '81, '82
 Allen Schau, '60, '61, '62
 Ron Scheeler, '67
 Tony Scheffler, '02, '04, '05
 Mark Schenk, '76, '77, '78
 Paul Schiele, '20
 Bob Schilawski, '42
 Carl Schiller, '43, '46, '47
 Bill Schlee, '61, '62





Fred Schmidt, '38
 Leonard Schmidt, '56, '57
 John Schneider, '42
 Orville Schneider, '66, '67
 Paul Schneider, '67, '68, '69
 Ron Schneider, '62, '63, '64
 Mark Schnese, '73
 Kurt Schoknecht, '76, '77
 Chuck Schoolmaster, '46, '47, '48, '49
 Andrew Schorfhaar, '91, '92, '93, '94
 Louis (Ed) Schroeder, '70, '71, '72
 Alex Schultz, '94, '95
 Karl Schultz, '96, '97
 Keith Schultz, '06, '07
 John Schuster, '78, '79, '80, '81
 Paul Schutter, '57
 Bob Scott, '50, '51
 Jamie Scott, '79, '80, '81
 Bill Screws, '71, '73
Antoin Scriven, '10
 Herman Seborg, '26, '27, '28, '29
 Frank Secory, '33, '34, '35
 Lew Secory, '57
 Jim Seegraves, '83
 Don Seekell, '59
 Ron Seifert, '65, '66, '67
 Glendin Selbo, '44
 Brad Selent, '97, '98, '99, '00
 Bob Sellers, '74
 Bruce Sellers, '46, '47, '48
 Bob Selva, '60
 Scott Selzer, '97, '98, '99, '00
 Dane Sexton, '96, '97
 Dan Shannon, '89, '90, '91, '92
Andrew Sharp, '10
 Jim Shattuck, '44
 Louis Shaw, '86
 Howard Shears, '18, '19
 Bill Shelton, '83
 Joe Sheridan, '94, '95
 Marion Sherwood, '06
 Dean Shippey, '39
 Ralph Shivel, '12
 Roger Shively, '67, '68
 Dan Short, '76
 Elick Shorter, '63, '64, '65
 Matt Sikora, '92, '93, '94, '95
 Frank Simmons, '20, '21
 Jamarko Simmons, '05, '06, '07, '08
 Duncan Simo, '20
Johnnie Simon, '10
 Blake Sims, '04
 Thomas Sims, '85, '86
 Bud Sitko, '77, '78, '80
 Mike Sitko, '73, '74, '75, '76
 Mike Siwek, '67, '68, '69
 John Skoubes, '45
 Bill Slater, '69, '70, '71
 Tom Slaughter, '34
 Doug Sleight, '88, '89
 Milton Smaha, '46, '48
 Art Smalley, '29
 Joel Smeenge, '86, '87, '88, '89
 Rick Smigelski, '78, '79

Bob Smith, '42, '46
 Carlos Smith, '98, '99, '00, '02
 Diamond Smith, '09, '10
 Dave Smith, '67, '68
 Harold Smith, '09
 John Smith, '51, '52, '53
 John Smith, '72, '73, '74, '75
 Les Smith, '81
 Richard Smith, '90
 Rick Smith, '76, '77
 Scott Smith, '82, '84
 Scott Smith, '92, '93
 Steve Smith, '70
 Ted Smith, '46
 Tony Smith, '34
 Trey Smith, '09
 Vern Smith, '17
 Warren Smith, '20, '21
 Mike Snodgrass, '59, '60, '61
 Dave Smythe, '33
 Richard Snow, '48, '49
 Edd Snyder, '67, '68, '69
 Lynn Snyder, '11
 Mike Sobol, '67
 Bob Soderman, '54, '55, '56
 Garrett Soldano, '97, '98, '99, '00
 Clarence Somers, '18
 Bill Somerville, '61, '62, '63
 Glenn Sooy, '09, '10, '13
 Harold Sooy, '09
 Rush Sooy, '09, '12
 Dan Sopha, '64, '65, '66
 Paul Sorce, '83, '84, '85, '86
 Milton Sorensen, '42
 Garrett Sosnovich, '06, '07
 Fred Sowle, '07, '08, '09
 Kelly Spielmaker, '83, '84, '85, '86
 Reg Sprik, '49, '50, '52
 Greg Staron, '83, '84, '85
 Matt Steffen, '99, '00, '01, '02
 Ed Steffes, '51, '52
 Bill Stein, '87, '88
 Dan Steinau, '03, '04
 Al Steinke, '26
 Jerry Steinke, '69, '70, '71
 Desman Stephen, '06, '08
 Bob Stevens, '55
 Fred Stevens, '41, '42, '43
 Matt Stevens, '06, '08, '09
 Jim Stevenson, '51, '52, '53, '54
 Tom Stevenson, '83, '84
 Brett Stewart, '03, '04
 Vernon Stewart, '09
 Rob Stickels, '79, '80, '82
 Ken Stillwell, '41
 Walter Stith, '02, '03, '04
 Gordon Stock, '46
 Ben Stockdale, '17
 Floyd Stollsteimer, '51, '52, '53
 Leland Stone, '18
 Yancy Stonestreet, '72
 Matt Stover, '98, '99, '00, '01
 Jack Streidl, '40, '41
 Vince Strigas, '39, '40, '41

Alex Strockis, '25, '26, '27, '28
 Rolf Strout, '66, '67
 Volney Stuck, '06
 Nelson Stuit, '16
 Warren (Ned) Stuits, '45, '46, '47
 Richard Stull, '48, '49
 Don Stump, '67, '68
 Clare Suave, '37, '38, '39
 Aaron Suber, '72
Cory Sueing, '10
 Milton Summerfelt, '26, '27
 Ted Sundquist, '24
 LeVelle Surateaux, '16
 Dan Survillas, '56
 Phillip Swanson, '07, '08, '09, '10
 Dennis Sweeney, '69, '70, '71
 Lloyd Swelnis, '58, '59, '60
 Steve Swinehart, '69, '70
 Roy Swoape, '82, '83, '84, '85
 Rod Swope, '83
 Corey Sylve, '90, '91
 Ryan Sylvester, '93, '95
 Scott Sypniewski, '84, '85, '86, '87

T•T•T•T

George Tabraham, '20
 Bill Taft, '56, '57, '58
 Don Tait, '27
 Brad Tayles, '89, '90, '91, '92
 Steve Terlep, '63, '64, '65
 Roger Theder, '60, '61, '62
 Antonio Thomas, '01, '02, '03
 Bernard Thomas, '70, '71, '72
 Billy Thomas, '78, '79
 Bob Thomas, '70
 Frank Thomas, '17, '18
 Kevin Thomas, '87, '89
 Roosevelt Thomas, '68, '69
 Roy Thomas, '14
 Scott Thomas, '87, '89, '90
 Arnold Thompson, '49, '50, '51
 Glenis Thompson, '06, '07, '08, '09
 Howard Thompson, '38
 Ken Thompson, '36
 Larry Thompson, '59
 Lee Thompson, '69
 Reggie Thompson, '95, '96, '97, '98
 Richard Thompson, '56
 Don Thorson, '56
 Harold Throop, '42, '45, '49, '50
 Tony Tiefenbach, '91, '92, '93, '94
 Maurice Tingstad, '31, '32, '33
 Tom Titcomb, '63, '64
 Paul Tithof, '03, '04, '05, '06
Lewis Toler, '10
 Emil Tomanek, '49
 Jesse Tomlinson, '12, '13
 Steve Toneff, '72, '73
 Karl Toth, '60, '61, '62
 Tom Toth, '82, '83, '84
 Tony Townsend, '76
 Harold Treace, '36, '37, '38
 Bronson Trebbi, '92, '93, '94
 Harold Treglawney, '43





Harold Tripp, '45
Schlyer Truesdell, '07
Scott Tubergan, '77
Peter Tuffo, '90, '92, '93
John Tuma, '48, '49
Anthony Turner, '01, '02
Jesse Turner, '97, '98
Steve Turner, '72, '73
Ross Tuttle, '11

U•U•U•U

Larry Ulmer, '70, '71, '72
Roger Ulmer, '74

V•V•V•V

Jim VaChon, '59, '60, '61
Jim Vackaro, '92, '93, '94, '95
Andy Valade, '86
Clark Valentine, '28
Craig Valentine, '85
Dave Van Dale, '89, '91, '92
Jim Vanderberg, '71
Vic Vanderberg, '35, '36, '37
Dale Vanderhoff, '25
Harold, VandeWalker, '10, '11
Gary VanderWeele, '85, '86, '87, '88
Phillip VanHooks, '95
Lavelle Van Horn, '89, '90, '91
Scott VanSchelven, '89, '92
Jon VanSlooten, '85, '86
Carl VanWeelden, '23, '24, '26
Dave Van Vliet, '65, '66
Martin VanWingen, '20, '21, '22, '23
Arnold Vanzo, '45
Nick Varcadipane, '05, '06, '07, '08
Andre Vaughn, '93, '94, '95
Luther Verner, '83, '84, '85
Ken Vianello, '62
Jimmie Vincent, '03, '04, '05, '06
Keith Volk, '67, '68, '69
Mike Voynovich, '70, '71
Reed Vroegindewey, '16
Robert Vroegindewey, '17

W•W•W•W

Joe Wade, '72, '73, '74
Chris Wagner, '86
Joseph Wagner, '44
Marcus Wagstaff, '93, '94
Dallas Walker, '10
Jim Walker, '54, '55
Robert Walker, '88, '89, '90, '91
Tyrone Walker, '02, '03, '04
Ben Wall, '43, '44
Andre Wallace, '91, '92, '93, '94
Brian Wallace, '91
Dervon Wallace, '09, '10
Olden Wallace, '70, '71, '72
Bob Walsh, '64
Bob Walterhouse, '48
Dwight Walton, '73, '74, '75
Chad Wangerin, '02, '03
Doug Ward, '76, '77, '78, '79
Richard Ward, '66, '67, '68

Steve Wark, '96, '97, '98, '99
Earl Warren, '12
Ray Warren, '10, '11
Paul Wasikowski, '06, '07, '08, '09
Reed Waterman, '18, '20, '21
Milton Waters, '65
Bill Watkinson, '56, '57, '58
John Watkinson, '56
Ken Watson, '69, '70, '71
Jim Webb, '61, '62, '63
Ollie Webb, '10, '12
George Welbes, '28, '29
Charles Weldon, '14, '15
Lionel (Lenny) Wells, '63
Jeff Welsh, '97, '00, '01
Dale Wendell, '71
Jim Wenson, '75
Ed Wernet, '35, '36
Brandon West, '06, '07, '08, '09
Eric West, '88, '89, '90, '91
Grant Westgate, '17, '18, '19, '20
Jeff Westgate, '00, '01, '02
Mike Wheeler, '74
Todd Whitaker, '96, '97, '98
Bob White, '45, '49
Bob White, '59, '60, '61
Harold White, '21
Jim White, '73, '74, '75
Jordan White, '07, '09, '10
Chuck Whitfield, '73
Terry Whitfield, '99
Gerald Whitney, '07, '08
Al Wichlacz, '82
Anton Widas, '32, '33, '34
Jack Widas, '59, '60
Edwin Wietnik, '45, '46, '47, '48
Doug Wiggins, '09, '10
Richard Wilhelm, '62, '63, '64
Brad Wike, '87, '88
Anthony Williams, '08
Greg Williams, '75, '76, '77, '78
Jeff Williams, '81
Ivan Williams, '28, '29, '30
Matt Williams, '04, '05, '06, '07
Ron Williams, '89
Rudy Williams, '76
Stanford Williams, '63, '64, '65
Tronic Williams, '10
Wendell Williams, '90, '93
Art Willick, '63, '64, '65
Brad Willis, '90
C.J. Wilson, '05, '06, '07, '08
Chris Wilson, '80, '82
Duane Wilson, '79, '80, '81, '82
Herb Wilson, '64
Aaron Winchester, '08, '09, '10
Ralph Windoes, '10
Larry Winston, '84, '85
Kevin Witkowski, '85
Jim Woehler, '58, '59, '60
Dave Wojcik, '86, '87
Bob Wolf, '88, '89, '90
Mark Wolfe, '77, '78, '79, '80
Nate Wolkow, '96, '97, '98

Marco Wolverton, '98, '99, '00, '01
Mike Wood, '72, '73
Jack Wooden, '25
Mike Wooden, '55
Jon Woodrow, '70, '71
Chris Woodruff, '79
Pete Woodruff, '79, '80
Arthell Woods, '86, '87, '88, '90
Charles Woods, '00, '01
Ken Woodside, '66, '67, '68
Barry Worman, '69, '71
Otto Wormsbacher, '31
Bob Wright, '52
Don Wright, '49
Jonathan Wright, '06
Remound Wright, '79
George Wurster, '30, '31, '32
George Wynn, '29, '30, '31
Pete Wysocki, '66, '68

Y•Y•Y•Y

Bill Yambrick, '40, '41, '42
Leon Yeakey, '14, '15
Roy Yeakey, '15, '16
Eugene Young, '89
Howard Young, '07
Carl Younkman, '58

Z•Z•Z•Z

Bill Zabonick, '48, '49, '50
Mitch Zajac, '08, '09, '10
Marlin (Dutch) Zeinstra, '57
George Zender, '71, '72
Richard Zimmerman, '54, '55
Micah Zuhl, '98, '99, '00, '01
Fred Zuidema, '23, '24, '25
Neil Zundel, '44

Current Broncos are in bold italics





INDIVIDUAL RECORDS

RUSHING YARDS

CAREER	
4,219	Robert Sanford, 1997-00
4,190	Jerome Persell, 1976-78
3,671	Brandon West, 2006-09
3,341	Shawn Faulkner, 1980-83
3,045	Jim Vackaro, 1992-95
2,608	Bobby Howard, 1977-80
2,453	Mark Bonds, 2004-07
2,449	Larry Caper, 1979-82
2,384	Phil Reed, 2000-03
2,018	Roger Lawson, 1969-71
2,010	Lewis Howard, 1984-87
2,000	Dan Matthews, 1973-75

SEASON

1,668	Shawn Faulkner, 1983
1,571	Robert Sanford, 2000
1,505	Jerome Persell, 1976
1,346	Jerome Persell, 1978
1,339	Jerome Persell, 1977
1,205	Roger Lawson, 1970
1,164	Brandon West, 2009
1,092	Robert Sanford, 1999
1,082	Mark Bonds, 2006
1,068	Lovell Coleman, 1958
1,054	Robert Davis, 1988
1,053	Phillip Reed, 2002
1,033	Robert Sanford, 1997
1,026	Brandon West, 2008
1,016	Darnell Fields, 1998
1,004	Trovan Riley, 2005

GAME

279	Lovell Coleman vs. Central Michigan, 1958
247	Sam Dunlap vs. Ohio Northern, 1916
241	Jerome Persell vs. Eastern Michigan, 1976

PLAY

95	Clarence Frenndt vs. Detroit City, 1930 (TD)
89	Leland Davis vs. Marshall, 1954 (TD)
87	Horace Coleman vs. Toledo, 1941 (TD)
87	Lewis Howard vs. Marshall, 1984

RUSHING ATTEMPTS

CAREER	
842	Jerome Persell, 1976-78
838	Robert Sanford, 1997-00
761	Shawn Faulkner, 1980-83
732	Brandon West, 2006-09
625	Jim Vackaro, 1992-95

SEASON

394	Shawn Faulkner, 1983
309	Jerome Persell, 1978
293	Robert Sanford, 2000

GAME

47	Shawn Faulkner vs. Ball State, 1983
46	Jerome Persell vs. Ball State, 1977
45	Tim Majerle vs. Ohio, 1966

PASSING YARDS

CAREER	
11,329	Tim Hiller, 2005, 2007-09
11,299	Tim Lester, 1996-99
8,717	Brad Tayles, 1989-92
6,148	Jay McDonagh, 1993-95
4,849	Jeff Welsh, 1997-01

4,699	Ryan Cubit, 2004-06
4,463	Chris Conklin, 1982-83, '85-86

SEASON

3,725	Tim Hiller, 2008
3,639	Tim Lester, 1999

3,334 Alex Carder, 2010

3,311	Tim Lester, 1998
3,249	Tim Hiller, 2009
3,021	Tim Hiller, 2007
2,537	Jeff Welsh, 2000
2,465	Tony Kimbrough, 1988
2,462	Brad Tayles, 1992
2,397	Brad Tayles, 1990
2,189	Tim Lester, 1996
2,160	Chad Munson, 2002
	Tim Lester, 1997

GAME

471	Tim Hiller at Central Michigan, 2008
450	Chad Munson vs. William & Mary, 2003
435	Tim Lester vs. Bowling Green, 1998
432	Tim Lester vs. Eastern Michigan, 1998
410	Tim Hiller vs. Central Michigan, 2009
407	Tim Lester vs. Buffalo, 1999
405	Tim Lester vs. Florida, 1999

403 Alex Carder vs. Toledo, 2010

391	Jon Drach vs. Connecticut, 2003
391	Tim Lester vs. Wyoming, 1996
377	Tim Lester vs. Northern Illinois, 1998
376	Tim Lester vs. Ohio, 1998
375	Tim Hiller vs. Akron, 2007
374	Jeff Welsh vs. Michigan, 2001

PLAY

94	Jon Drach to Greg Jennings vs. Central Michigan, 2003 (TD)
89	Tim Hiller to Greg Jennings vs. Bowling Green, 2005 (TD)
87	Jamie Pass to Allan Boyko vs. Kent State, 1990 (TD)
84	Brad Tayles to Corey Sylve vs. Central Michigan, 1990 (TD)
84	Brad Tayles to John Morton vs. Ball State, 1992 (TD)

PASSING ATTEMPTS

CAREER	
1,608	Tim Hiller, 2005, 2007-09
1,507	Tim Lester, 1996-99
1,370	Brad Tayles, 1989-92

SEASON

522	Tim Hiller, 2008
514	Tim Hiller, 2009
470	Tim Lester, 1999

458 Alex Carder, 2010

421	Tim Hiller, 2007
406	Tim Lester, 1998
376	Brad Tayles, 1992

GAME

66	Tim Hiller vs. Central Michigan, 2009
64	Alex Carder vs. Toledo, 2010
63	Tim Hiller at Buffalo, 2008
62	Tim Hiller vs. Ball State, 2009
58	Jeff Welsh vs. Michigan, 2001
57	Tony Kimbrough vs. Fresno State, 1988
55	Tim Hiller vs. Buffalo, 2009

53 Alex Carder vs. Northern Illinois, 2010	
53	Tim Hiller at Central Michigan, 2008
53	Brad Tayles vs. Toledo, 1992
52	Tim Lester vs. Eastern Michigan, 1998

PASS COMPLETIONS

CAREER	
1,013	Tim Hiller, 2005, 2007-09
875	Tim Lester, 1996-99
663	Brad Tayles, 1989-92
529	Jay McDonagh, 1993-95
459	Ryan Cubit, 2004-06
382	Jeff Welsh, 1997-01

SEASON

339	Tim Hiller, 2008
309	Tim Hiller, 2009

289 Alex Carder, 2010

282	Tim Lester, 1999
267	Tim Hiller, 2007
236	Tim Lester, 1998
207	Jeff Welsh, 2000

GAME

43 Alex Carder vs. Toledo, 2010	
42	Tim Hiller at Buffalo, 2008
40	Tim Hiller, 2009
38	Tim Hiller at Central Michigan, 2008
36	Jeff Welsh vs. Michigan, 2001
34	Tim Hiller vs. Hofstra, 2009
34	Tim Hiller vs. Buffalo, 2009
33	Tim Hiller vs. Ball State, 2009
33	Robbie Haas vs. Virginia, 2005
32	Tony Kimbrough vs. Miami, 1988
32	Tim Lester vs. Eastern Michigan, 1998

31 Alex Carder vs. Northern Illinois, 2010

31	Tim Hiller at Kent State, 2009
30	Tim Hiller at Nebraska, 2008
30	Tim Lester vs. Bowling Green, 1996
29	Ryan Cubit vs. Northern Illinois, 2006
29	Ryan Cubit vs. Eastern Michigan, 2004
29	Tim Lester vs. Akron, 1999

COMPLETION PCT.

CAREER	
.629	Tim Hiller, 2005, 2007-09
.602	Ryan Cubit, 2004-06
.602	Jeff Welsh, 1997-01
.593	Jay McDonagh, 1993-95
.590	Jeff Welsh, 1997-01
.582	Ed Chlebek, 1959-61

SEASON

.670	Jon Drach, 2003
.653	Tim Hiller, 2005
.649	Tim Hiller, 2008
.642	Robbie Haas, 2005
.634	Tim Hiller, 2007

.631 Alex Carder, 2010

.629	Jeff Welsh, 2001
.615	Jay McDonagh, 1993
.614	Ryan Cubit, 2006
.602	Ryan Cubit, 2005
.601	Tim Hiller, 2009
.600	Tim Lester, 1999



INDIVIDUAL RECORDS



CAREER	TOUCHDOWN PASSES	14
99	Tim Hiller, 2005, 2007-09	14
87	Tim Lester, 1996-99	13
49	Brad Tayles, 1989-92	13
45	Jay McDonagh, 1993-95	13
35	Norm Harris, 1948-50	12
34	Jeff Welsh, 1997-01	12

SEASON		
36	Tim Hiller, 2008	
34	Tim Lester, 1999	
30	Alex Carder, 2010	
23	Tim Hiller, 2009	
22	Tim Lester, 1998	
20	Tim Hiller, 2007	
20	Tim Hiller, 2005	
19	Tony Kimbrough, 1988	
18	Norm Harris, 1949; Chad Munson, 2003	

GAME		
6	Chad Munson vs. William & Mary, 2003	
5	Alex Carder at Akron, 2010	
5	Alex Carder vs. Nicholls State, 2010	
5	Tim Hiller vs. Ball State, 2005	
5	Jon Drach vs. Central Michigan, 2003	
5	Jeff Welsh vs. Illinois State, 2001	
5	Tim Lester vs. Youngstown State, 1999	
5	Norm Harris vs. Central Michigan, 1949	

CAREER	INTERCEPTIONS	1,050
67	Brad Tayles, 1989-92	1,032
SEASON		1,019
25	Brad Tayles, 1989	990
GAME		858
6	Brad Tayles vs. Central Michigan, 1989	848

CAREER	RECEPTIONS	263
260	Jamarko Simmons, 2005-08	244
238	Greg Jennings, 2002-05	203
235	Steve Neal, 1997-00	192
190	Juan Nunez, 2007-10	186
166	Jordan White, 2007-present	184
163	Kendrick Mosley, 1999-03	181
157	Andre Wallace, 1991-94	180
150	Josh Bush, 1998-01	
143	Jake Moreland, 1996-99	

SEASON		
104	Greg Jennings, 2008	
98	Greg Jennings, 2005	
94	Jordan White, 2010	
91	Juan Nunez, 2010	
84	Jamarko Simmons, 2007	
77	Kendrick Mosley, 2003	
74	Greg Jennings, 2004	
74	Steve Neal, 1999	
71	Tony Knox, 1996	
68	Andre Wallace, 1994	
GAME		
16	Greg Jennings at Virginia, 2005	
16	Jamie Hence vs. Ohio, 1987	
15	Tony Knox vs. West Virginia, 1997	
14	Jamarko Simmons vs. Indiana, 2007	

Jamarko Simmons at West Virginia, 2007	10
Steve Neal vs. Toledo, 1999	10
Jordan White vs. Northern Illinois, 2010	GAME
Jamarko Simmons at Central Michigan, 2008	4
Jamarko Simmons vs. Cincinnati, 2006	3
Jordan White vs. Toledo, 2010	3
Kelly Spielmaker vs. Toledo, 1983	3
Kendrick Mosley vs. Connecticut, 2003	3

RECEIVING YARDS	
Steve Neal, 1997-00	3,599
Greg Jennings, 2002-05	3,539
Jamarko Simmons, 2005-08	3,019
Corey Alston, 1997-00	2,456
Juan Nunez, 2007-10	2,337
Jordan White, 2007-present	2,276
Kendrick Mosley, 1999-03	2,042
Allan Boyko, 1987-90	1,957
Josh Bush, 1998-01	1,889
Bob Phillips, 1979-82	1,802

SEASON	
1,378	Jordan White, 2010
1,276	Jamarko Simmons, 2008
1,259	Greg Jennings, 2005
1,121	Steve Neal, 1998
1,113	Steve Neal, 1999
1,092	Greg Jennings, 2004
1,050	Greg Jennings, 2003
1,032	Juan Nunez, 2010
1,019	Kendrick Mosley, 2003
990	Jamarko Simmons, 2007
858	Jamie Hence, 1987
848	Steve Neal, 2000

GAME	
263	Corey Alston vs. Eastern Michigan, 1997
244	Greg Jennings vs. Ball State, 2005
203	Bob Phillips vs. Ohio, 1981
192	Juan Nunez at Akron, 2010
186	Kelly Spielmaker vs. Toledo, 1983
184	Steve Neal vs. Eastern Michigan, 1998
181	Jamie Hence vs. Ohio, 1987
180	Jordan White vs. Northern Illinois, 2010

TOUCHDOWN RECEPTIONS	
Greg Jennings, 2002-05	39
Steve Neal, 1997-00	27
Corey Alston, 1997-00	25
Juan Nunez, 2007-10	24
Branden Ledbetter, 2005-08	20
Allan Boyko, 1987-90	19
Jamarko Simmons, 2005-08	17
Bob Phillips, 1979-82	16
Jamie Hence, 1985-88	15
Jordan White, 2007-present	15
Andrea Wallace, 1992-95	14
SEASON	
Greg Jennings, 2005	14
Greg Jennings, 2003	14
Greg Jennings, 2004	11
Steve Neal, 1999	11
Allan Boyko, 1990	10

Juan Nunez, 2010	10
Jordan White, 2010	10
Greg Jennings vs. Ball State, 2005	4
Juan Nunez at Akron, 2010	3
Greg Jennings vs. Central Michigan, 2003	3
Steve Neal vs. Eastern Michigan, 1999	3
Steve Neal vs. Missouri, 1999	3
George Mesko vs. Central Michigan, 1949	3
Al Bellile vs. West Texas State, 1968	3

ALL-PURPOSE YARDS	
Brandon West, 2006-09	7,764
Greg Jennings, 2002-05	5,093
Robert Sanford, 1997-00	4,609
Jim Vackaro, 1992-95	4,446
Jerome Persell, 1975-78	4,394
Cliff Reed, 1981-84	3,812
SEASON	
Brandon West, 2009	2,358
Brandon West, 2007	2,119
Brandon West, 2008	1,943
Shawn Faulkner, 1983	1,889
Greg Jennings, 2003	1,734
Robert Sanford, 2000	1,623
Tony Knox, 1996	1,576
Jerome Persell, 1976	1,561

GAME	
346	Brandon West vs. Indiana, 2007
330	Tony Knox vs. West Virginia, 1996
296	Benny Clark vs. Kent, 1998
291	Brandon West at Iowa, 2007
282	Brandon West vs. Buffalo, 2009
279	Greg Jennings vs. Connecticut, 2003
279	Lovell Coleman vs. Central Michigan, 1958
276	Paul Agema vs. Akron, 1990

TOTAL OFFENSE	
11,220	Tim Hiller, 2005, 2007-09
11,081	Tim Lester, 1996-99
9,071	Brad Tayles, 1989-92
6,915	Jay McDonagh, 1993-95
4,805	Jeff Welsh, 1997-01
4,599	Ryan Cubit, 2004-06
4,190	Jerome Persell, 1976-78
4,109	Chris Conklin, 1982-83, 1985-86
4,078	Chad Munson, 2002-03
4,055	Tony Kimbrough, 1987-88

SEASON	
3,727	Tim Hiller, 2008
3,604	Tim Lester, 1999
3,560	Alex Carder, 2010
3,262	Tim Lester, 1998
3,148	Tim Hiller, 2009
2,952	Tim Hiller, 2007
2,610	Tony Kimbrough, 1988
2,605	Brad Tayles, 1990
GAME	
465	Tim Hiller at Central Michigan, 2008
464	Chad Munson vs. William & Mary, 2003
447	Tim Lester vs. Bowling Green, 1998





INDIVIDUAL RECORDS

432 Tim Lester vs. Buffalo, 1999
 431 Tony Kimbrough vs. Fresno State, 1988
 426 Tim Lester vs. Eastern Michigan, 1998
 413 Tim Lester vs. Wyoming, 1996

TOTAL OFFENSIVE PLAYS

CAREER
 1,773 Tim Hiller, 2005, 2007-09
 1,747 Tim Lester, 1996-99
 1,675 Brad Tayles, 1989-92
 1,211 Jay McDonagh, 1993-95
 843 Jerome Persell, 1976-78

SEASON

567 Alex Carder, 2010
 560 Tim Hiller, 2008
 553 Tim Hiller, 2009
 525 Tim Lester, 1999
 476 Tim Lester, 1998
 471 Tim Hiller, 2007
 444 Brad Tayles, 1992
 441 Jay McDonagh, 1995
 431 Brad Tayles, 1990

GAME

86 Tim Lester @ MAC Championship, 1999
 84 Chad Munson vs. Central Michigan, 2002
 74 Tony Kimbrough vs. Fresno State, 1988
 72 Chad Munson vs. Bowling Green, 2002
 71 Chad Munson vs. UCF, 2002

TOUCHDOWNS

CAREER
 43 Robert Sanford, 1997-00
 39 Jerome Persell, 1976-78
 32 Brandon West, 2006-09
 32 Walt Olsen, 1916-17, 1919
 30 Lovell Coleman, 1957-59

SEASON

19 Sam Dunlap, 1916
 19 Jerome Persell, 1976
 18 Robert Sanford, 2000
 17 Walt Olsen, 1916

GAME

8 Walt Olsen vs. Grand Rapids Veterinary, 1916
 7 Sam Dunlap vs. Ohio Northern, 1916
 4 eight times

TOTAL POINTS

CAREER
 307 Brad Selent, 1997-00
 258 Robert Sanford, 1997-00
 253 Walt Olsen, 1916-17, 1919
 240 Jerome Persell, 1976-78
 239 Mike Prindle, 1981-84

SEASON

138 Walt Olsen, 1916
 122 Sam Dunlap, 1916
 118 Jerome Persell, 1976
 108 Robert Sanford, 2000
 94 Lovell Coleman, 1950
 94 Brad Selent, 1998

GAME

52 Walt Olsen vs. Grand Rapids Veterinary, 1916

42 Sam Dunlap vs. Ohio Northern, 1916
 34 Walt Olsen vs. Michigan State Frosh, 1916

POINTS AFTER TOUCHDOWNS (P.A.T.)

CAREER
 157 Brad Selent, 1997-00
127 John Potter, 2008-present
 105 John Creek, 1985-88
 99 Alton Laupp, 1977-80

SEASON

50 John Potter, 2010
 47 Brad Selent, 2000
 42 Nate Meyer, 2005
41 John Potter, 2008
 41 Robert Menchinger, 2003
 40 Brad Selent, 1998
 39 John Creek, 1988

GAME

10 Walt Olsen vs. Michigan State Frosh, 1916
 10 Walt Olsen vs. Ohio Northern, 1916
 8 Robert Menchinger vs. William & Mary, 2003
8 John Potter at Akron, 2010
 8 Brad Selent vs. Bowling Green, 1998
 8 Brad Selent vs. Indiana State, 2000
7 John Potter vs. Nicholls State, 2010
7 John Potter at Toledo, 2009
7 John Potter at Idaho, 2008
 7 Nate Meyer vs. Ball State, 2005

CONSECUTIVE P.A.T.

CAREER
72 John Potter, 2009-present
 71 John Creek, 1985-88
 Robert Menchinger, 2001-03
 66 Mike Prindle, 1981-84
 48 Brad Selent, 1997-98
 38 Alton Laupp, 1979-80

SEASON

50 John Potter, 2010
 47 Brad Selent, 2000
 41 Robert Menchinger, 2003
 40 Brad Selent, 1998

FIELD GOALS

CAREER
 54 Mike Prindle, 1981-84
 50 Brad Selent, 1997-00
 45 Jay Barresi, 1989-92
 42 John Creek, 1985-88

SEASON

24 Mike Prindle, 1984
 18 Brad Selent, 1998
 17 Nate Meyer, 2006
 17 Mike Prindle, 1982
 15 John Creek, 1988
 15 Jay Barresi, 1989

GAME

7 Mike Prindle vs. Marshall, 1984 (9 att.)
 4 Nate Meyer vs. Virginia, 2005 (4 att.)
 4 Mike Prindle vs. Ohio, 1984 (4 att.)
 4 Jay Barresi vs. Toledo, 1989 (4 att.)
 4 Brad Selent vs. Ball State, 1998 (5 att.)

LONGEST

56 Mike Prindle vs. Northern Illinois, 1984
 56 Brad Selent vs. Central Michigan, 1998
 53 Brad Selent vs. Marshall, 1999
 52 Mike Canfield vs. Kent, 1972
 51 Jay Barresi vs. Toledo, 1989

POINTS (KICKERS)

CAREER
 307 Brad Selent, 1997-00
 239 Mike Prindle, 1981-84
 231 John Creek, 1985-88

SEASON

94 Brad Selent, 1998
 90 Mike Prindle, 1984
86 John Potter, 2010
 84 Nate Meyer, 2006
 84 John Creek, 1988
 79 Brad Selent, 1999
 78 Nate Meyer, 2005
74 John Potter, 2008
 71 Brad Selent, 2000
 68 Mike Prindle, 1982
 67 Kevin Knope, 1994

GAME

24 Mike Prindle vs. Marshall, 1984
 15 Mike Prindle vs. Ohio, 1984
15 John Potter at Ball State, 2010
 14 John Creek vs. Illinois State, 1988
 13 Nate Meyer vs. Ball State, 2005
 13 Alton Laupp vs. Eastern Michigan, 1980
 13 Brad Selent vs. Northern Illinois, 1998

PUNTS

CAREER
 225 Jim Klapthor, 1983-86
 207 Stu Jones, 1975-78
 184 Jim Laney, 2005-07
 177 Mike Prindle, 1981-83

SEASON

77 Mike Prindle, 1982
 77 Jim Klapthor, 1985
 72 Ada Anderson, 2003

GAME

12 Mike Prindle vs. Miami, 1982
 11 Adam Anderson vs. Michigan State, 2003

GAME (LONGEST)

86 Dale Morris vs. Butler, 1938
 86 Dale Livingston vs. Kent, 1966

PUNT AVERAGE

CAREER
 41.0 Jim Laney, 2005-07 (184 for 7,538 yards)
 40.8 Todd Rawsthorne, 1990-91
 40.7 Adam Anderson, 2001-03
 39.9 Dale Livingston, 1965-66
 39.4 Leslie Gratton, 1948-50

SEASON

43.9 Jim Laney, 2007 (62 for 2720 yards)
 43.9 Adam Anderson, 2003 (72-3162)
 43.3 Dale Livingston, 1967 (49-2123)
 42.9 Todd Rawsthorne, 1990 (35-1502)



INDIVIDUAL RECORDS



41.2 Ben Armer, 2010 (57-2349)

41.1 Jim Klapthor, 1985 (77-3161)

GAME

52.6 Jim Klapthor vs. Bowling Green, 1986
(5 for 263 yards)

52.0 Ben Armer vs. Ohio, 2008 (2-104)

51.0 Ben Armer vs. Northern Illinois, 2010 (3-153)

50.7 Jim Laney at West Virginia, 2007 (7-355)

50.5 Ben Armer vs. Eastern Michigan, 2008 (2-101)

50.5 Todd Rawsthorne vs. Akron, 1991 (4-202)

49.9 Dale Livingston vs. BYU, 1967 (6-299)

49.8 Adam Anderson vs. N. Illinois, 2003 (6-299)

PUNT RETURNS

CAREER

83 Dave Kribs, 1937-39

69 Josh Bush, 1998-01

68 Greg Williams, 1975-78

68 Reggie Hinton, 1979-81

SEASON

39 Dave Kribs, 1938

38 Kendrick Mosley, 2003

35 Josh Bush, 2000

GAME

9 Kendrick Mosley vs. Central Michigan, 2003

9 Dave Kribs vs. Akron, 1938

7 Dave Kribs vs. Detroit, 1938

7 George Bedner vs. Kent, 1961

PUNT RETURN YARDS

CAREER

869 Kendrick Mosley, 1999-03

786 Josh Bush, 1998-01

611 Greg Williams, 1975-78

558 Reggie Hinton, 1979-81

SEASON

526 Josh Bush, 2000

440 Kendrick Mosley, 2002

256 Dave Hallabrin, 1971

GAME

160 Kendrick Mosley vs. C. Michigan, 2003 (9)

151 Paul Agema vs. Akron, 1990 (6 att.)

138 Kendrick Mosley vs. Buffalo, 2002 (5)

Steve Neal vs. Kent, 1997 (5)

PLAY

95 Paul Agema vs. Akron, 1990 (TD)

89 Wesley Cates vs. Bowling Green, 1974 (TD)

84 Steve Neal vs. Kent, 1997 (TD)

KICKOFF RETURNS

CAREER

127 Brandon West, 2006-09

75 Cliff Reed, 1981-84

71 Elan Banks, 1991-94

SEASON

42 Brandon West, 2009

37 Rashad McDade, 1999

35 Brandon West, 2007

31 Greg Jennings, 2003

28 Brandon West, 2008

27 Cliff Reed, 1984

25 Allan Boyko, 1988

25 Tony Knox, 1996

25

GAME

7 Brandon West vs. Central Michigan, 2009

7 Rashad McDade vs. Eastern Michigan, 1999

7 Lewis Howard vs. Bowling Green, 1985

6 11 times

KICKOFF RETURN YARDS

CAREER

3,118 Brandon West, 2006-09

1,737 Cliff Reed, 1981-84

1,607 Elan Banks, 1991-94

1,412 Allan Boyko, 1987-90

CAREER (AVERAGE)

27.8 Lovell Coleman, 1957-59

SEASON

960 Brandon West, 2009

906 Brandon West, 2007

898 Rashad McDade, 1999

690 Tony Knox, 1996

669 Greg Jennings, 2003

637 Brandon West, 2008

618 Allan Boyko, 1988

615 Brandon West, 2006

608 Cliff Reed, 1984

GAME

212 Brandon West vs. Indiana, 2007 (5 att.)

195 Rashad McDade vs. Youngstown St., 1999 (3)

165 Jim Bednar vs. Utah State, 1961 (4)

161 Brandon West at Indiana, 2009 (6)

158 Brandon West at Florida State, 2006 (4)

156 Tony Knox vs. West Virginia, 1996 (5)

PLAY

100 Tyrone Walker vs. Eastern Michigan, 2002 (TD)

100 Lovell Coleman vs. Marshall, 1957 (TD)

100 Lovell Coleman vs. Bowling Green, 1958 (TD)

99 Rashad McDade vs. Youngstown St., 1999 (TD)

99 Mike Wood vs. Ball State, 1972 (TD)

TACKLES

CAREER

696 John Offerdahl, 1982-85

435 Sean Mulhearn, 1987-90

406 Eric Hoffman, 1985-88

382 Peter Tuffo, 1990-94

346 Greg Igaz, 1969-71

334 John Schuster, 1978-81

313 Scott Niles, 1996-99

310 Louis Delmas, 2005-08

310 Dominic Riggio, 1971-73

309 Garrett Soldano, 1997-00

305 Willie Barrios, 1985-88

305 Tom Elias, 1969-71

302 Mark Garalczyk, 1984-86

302 Mario Evans, 1997-00

SEASON

192 John Offerdahl, 1983

186 Eric Manns, 1978

182 John Offerdahl, 1984

GAME

27 Willie Berrios vs. Central Michigan, 1987

25 Greg Igaz vs. Brigham Young, 1970

24 Van Dickerson vs. Central Michigan, 1977

Ronald Rogers, 2001

24

John Offerdahl vs. Ball State, 1984

CAREER

75.0 Jason Babin, 2000-03

66.0 Joel Smeenge, 1986-89

50.5 Ameer Ismail, 2004-06

45.0 Mark Garalczyk, 1984-86

42.0 Roy Swoape, 1982-85

39.0 Dion Powell, 1992-95

37.0 Rick Lucas, 1994-97

SEASON

33.0 Jason Babin, 2003

26.0 Jason Babin, 2002

25.5 Ameer Ismail, 2006

23.0 Joel Smeenge, 1989

22.0 Roy Swoape, 1985

20.0 Ameer Ismail, 2005

20.0 Joel Smeenge, 1988

GAME

9.0 Roy Swoape vs. Kent, 1984 (40 yds.)

6.5 Ameer Ismail at Ball State, 2006 (41)

6.0 Mark Garalczyk vs. Toledo, 1985 (31)

SACKS

CAREER

38.0 Jason Babin, 2000-03

34.0 Joel Smeenge, 1986-89

SEASON

17.0 Ameer Ismail, 2006

15.0 Jason Babin, 2003

15.0 Jason Babin, 2002

14.0 Joel Smeenge, 1989

13.0 Roy Swoape, 1985

GAME

6.0 Ameer Ismail at Ball State, 2006 (41 yds.)

FORCED FUMBLES

CAREER

18 Joel Smeenge, 1986-89

17 John Offerdahl, 1982-85

10 Bryan Lape, 1998, 2000-02

SEASON

6 Bryan Lape, 2001

6 Joel Smeenge, 1988

6 Joel Smeenge, 1989

5 Jason Feldpausch, 2002

5 John Offerdahl, 1984

5 Joel Smeenge, 1987

5 Terrence Moore, 2000

GAME

3 John Offerdahl vs. Marshall, 1984

3 Roy Swoape vs. Kent, 1984

RECOVERED FUMBLES

CAREER

8 John Offerdahl, 1982-85

7 Doug Kraus, 1986-89

6 George Bullock, 1977-80

6 Dave Knapp, 1979-82

6 Sean Mulhearn, 1987-90





INDIVIDUAL/TEAM RECORDS

SEASON
 5 Doug Kraus, 1988
 5 Paul Johnson, 1988
 5 Sean Mulhearn, 1989
 4 seven times

GAME
 3 Rich Townsend vs. Northern Illinois, 1978
 3 George Bullock vs. Central Michigan, 1979
 3 Paul Johnson vs. Northern Illinois, 1988

INTERCEPTIONS

CAREER
 24 Dave Kribs, 1937-39
 15 Floyd Stollsteimer, 1951-53
 15 Ron Karlis, 1970-72
 14 Ronald Rogers, 1997-01

SEASON
 11 Dave Kribs, 1939
 9 Dave Kribs, 1938
 9 Bill Yambrick, 1942
 9 Floyd Stollsteimer, 1951

GAME
 4 Bill Yambrick vs. Wayne State, 1942
 4 Sam Antonazzo vs. Marshall, 1968
 3 Tony Carr vs. Eastern Michigan, 2002
 3 Dave Gapinski vs. Ohio, 1976
 3 Dick Trudeau vs. West Texas State, 1966
 3 George Ihler vs. Marshall, 1962

INTERCEPTION RETURN YARDS

CAREER
 313 Ron Karlis, 1970-72
 229 Dave Hudson, 1966-68
 223 Floyd Stollsteimer, 1951-53

SEASON
 247 Ron Karlis, 1972
 154 Floyd Stollsteimer, 1951
 149 Marty Barski, 1966

GAME
 109 Sam Antonazzo vs. Marshall, 1968
 108 Eric Nunlee vs. Kent, 1996
 106 Londen Fryar vs. Toledo, 2006
 100 Vern Brown vs. Brigham Young, 1970
 100 Eric Manns vs. Ball State, 1978

PLAY
 100 Vern Brown vs. Brigham Young, 1970 (TD)
 99 Dick Bezile vs. Marshall, 1959 (TD)
 92 Londen Fryar vs. Toledo, 2006 (TD)
 87 Greg Williams vs. Northern Illinois, 1976 (TD)

PASS DEFLECTIONS

CAREER
 38 Ronald Rogers, 1997-01
 33 Demetrius Jones, 1980-83
 30 Vern Brown, 1969-71
 29 Paul Davis, 1988-89; 1991-92
 27 Londen Fryar, 2005-08
 27 Mike Wood, 1971-73

SEASON
 20 Mike Wood, 1973
 16 Londen Fryar, 2007
 14 Vern Davis, 1969

14 Heron O'Neal, 1997
 13 Vern Davis, 1969
GAME
 6 Londen Fryar vs. Akron, 2007
 4 13 times

TOUCHDOWN SAVES (Stat not kept after 1992)

CAREER
 15 Denny Robinson, 1984-87
 12 Mike Gary, 1981-83
 11 John Smith, 1973-76

SEASON
 10 Mike Gary, 1983
 8 Willie Berrios, 1988

GAME
 3 Denny Robinson vs. Michigan State, 1986
 3 Paul Davis vs. Central Michigan, 1992

BLOCKED KICKS

CAREER
 5 Cory Flom, 2005-06
 3 Nick Varcadipane, 2005-06
 3 Paul Moersch, 2002-05
 3 Demetrius Jones, 1980-83
 3 Paul Davis, 1988-89
 3 William Reed, 1996-98

SEASON
 4 Cory Flom, 2006
 3 Paul Moersch, 2005
 2 11 times

GAME
 2 Cory Flom at Indiana, 2006 (two FG's)
 2 Bill Chopp vs. Michigan State, 1997 (punt)

Current Broncos appear in bold italics

TEAM RECORDS – GAME

MOST POINTS: 103, vs. Hillsdale, 1918 (103-0)
 MOST POINTS, QUARTER: 35, vs. Kent State, 1996
 LARGEST WIN: 103, vs. Hillsdale, 1918 (103-0)
 LARGEST LOSS: 58, vs. Florida State, 1991 (58-0)
 MOST POINTS ALLOWED: 67, vs. Ohio, 1953 (67-12 loss)

MOST RUSHING ATTEMPTS: 88, vs. Marshall, 1970
 FEWEST RUSHING ATTEMPTS: 16, at Michigan State, 2009
 16, vs. Toledo, 1999

MOST RUSHING YARDS: 495, vs. Grand Rapids Vet., 1916
 FEWEST RUSHING YARDS ALLOWED: -21, vs. Southwestern Louisiana, 1994

MOST PASSING YARDS: 489, vs. William & Mary, 2003
 FEWEST PASSING YARDS ALLOWED: 0, vs. Ohio, 1997
 MOST PASS ATTEMPTS: 66 vs. Central Michigan, 2009
 MOST PASS COMPLETIONS: 42 at Buffalo, 2008
 FEWEST PASS ATTEMPTS ALLOWED: 3, vs. Ohio, 1997
 FEWEST PASS COMPLETIONS ALLOWED: 0, vs. Ohio, 1997
 INTERCEPTIONS THROWN: 7, vs. Miami, 1972
 MOST TOTAL YARDS: 663, vs. Eastern Michigan, 1998
 FEWEST TOTAL YARDS ALLOWED: 57, vs. Marshall, 1972
 MOST PLAYS: 105, vs. Toledo, 1992
 FEWEST PLAYS: 39, vs. Kent State, 1966
 MOST FIRST DOWNS: 36, vs. Eastern Michigan, 1998

MOST FIRST DOWNS, RUSHING: 25, vs. Marshall, 1970
 MOST FIRST DOWNS, PASSING: 20, vs. Central Michigan, 2009

20, vs. Illinois State, 2001
 20, vs. Buffalo, 1999
 20, vs. Eastern Michigan, 1998

MOST FIRST DOWNS, PENALTIES: 7, vs. Arkansas State, 1968
 FEWEST FIRST DOWNS: 0, vs. Detroit, 1939
 FEWEST FIRST DOWNS ALLOWED: 1, vs. Illinois College, 1938
 FEWEST FIRST DOWNS, RUSHING: 0, vs. Ball State, 1992
 0, vs. Idaho, 1972
 FEWEST FIRST DOWNS, PASSING: 0, vs. Ohio, 1997
 0, vs. Central Michigan, 1973
 0, vs. Ball State, 1971
 0, vs. Central Michigan, 1970

MOST FIELD GOALS: 7, vs. Marshall, 1984
 MOST PAT KICKS: 10, vs. Kent State, 1996
 MOST INTERCEPTIONS: 7, vs. Marshall, 1968
 MOST FUMBLES LOST: 5, five times
 MOST FUMBLE RECOVERIES: 7, vs. Kent State, 1989
 7, vs. Ohio, 1952
 FEWEST PENALTIES: 0, vs. Marshall, 1999
 FEWEST YARDS PENALIZED: 0, vs. Marshall, 1999
 MOST PENALTIES: 16, vs. West Virginia, 1996
 MOST YARDS PENALIZED: 163, vs. Marshall, 1969
 LARGEST ATTENDANCE, HOME: 36,361 vs. Indiana State, 2000
 LARGEST ATTENDANCE, ROAD: 109,837 vs. Michigan, 2001

TEAM RECORDS – SEASON

MOST WINS: 9
 1988, 2000, 2008 seasons

FEWEST WINS: 1
 1906, 1953, 1955, 1975, 2004 seasons

MOST LOSSES: 10
 1975, 2004 seasons

FEWEST LOSSES: 0
 1909, 1913, 1914, 1922, 1932, 1941 seasons

LONGEST WINNING STREAK: 12
 1921-23 seasons

LONGEST UNBEATEN STREAK: 16
 1921-23 seasons

LONGEST LOSING STREAK: 14
 1974-75 seasons

MOST POINTS: 389
 1916 season

FEWEST POINTS: 26
 1906 season

MOST TOUCHDOWNS: 50
 2010 season

FEWEST TOUCHDOWNS: 3
 1939 season

MOST POINTS AFTER TOUCHDOWNS: 50
 2010 season

FEWEST POINTS AFTER TOUCHDOWNS: 0
 1934 season

MOST RUSH ATTEMPTS: 677
 1976 season

FEWEST RUSH ATTEMPTS: 285
 1953 season

MOST RUSHING YARDS: 3136
 1976 season

FEWEST RUSHING YARDS:





INDIVIDUAL/TEAM RECORDS

863 MOST PASS ATTEMPTS: 535 FEWEST PASS ATTEMPTS: 77 MOST PASS COMPLETIONS: 346 FEWEST PASS COMPLETIONS: 19 MOST INTERCEPTIONS THROWN: 26 FEWEST INTERCEPTIONS THROWN: 5 MOST PASSING YARDS: 3,831 FEWEST PASSING YARDS: 524 MOST YARDS LOST: 469 FEWEST YARDS LOST: 137 MOST TOTAL YARDS: 5,350 FEWEST TOTAL YARDS: 1,506 MOST OFFENSIVE PLAYS: 893 FEWEST OFFENSIVE PLAYS: 320 MOST FIRST DOWNS: 279 FEWEST FIRST DOWNS: 73 MOST FIRST DOWNS, RUSHING: 158 FEWEST FIRST DOWNS, RUSHING: 47 MOST FIRST DOWNS, PASSING: 172 FEWEST FIRST DOWNS, PASSING: 12 MOST FIRST DOWNS, PENALTIES: 30 FEWEST FIRST DOWNS, PENALTIES: 2 MOST DEFENSIVE INTERCEPTIONS: 30 FEWEST DEFENSIVE INTERCEPTIONS: 2 MOST FUMBLES: 46 FEWEST FUMBLES: 14 MOST FUMBLES LOST: 27 FEWEST FUMBLES LOST: 6 MOST PUNTS: 75 FEWEST PUNTS: 23 MOST PUNT YARDS: 3,181	1953 season 2008 season 1958 season 2008 season 1958 season 1987 season 1977 season 2008 season 1975 season 1973 season 1976 season 2008 season 1953 season 2008 season 1951 season 2008 season 1949 season 1976 season 1953 season 1999 season 1958 season 1998 season 1945, 1947, 1961 seasons 1970 season 1960 season 1972, 1973 seasons 2001 season 1972 season 1995 season 1973 season 1949 season 2003 season	FEWEST PUNT YARDS: 803 MOST KICKOFF RETURNS: 55 FEWEST KICKOFF RETURNS: 12 MOST KICKOFF RETURN YARDS: 1,184 FEWEST KICKOFF RETURN YARDS: 265 MOST PUNT RETURNS: 40 FEWEST PUNT RETURNS: 5 MOST PUNT RETURN YARDS: 567 FEWEST PUNT RETURN YARDS: 60 MOST RETURN YARDS: 1,541 FEWEST RETURN YARDS: 27 MOST PENALTIES: 92 FEWEST PENALTIES: 39 MOST PENALTY YARDS: 818 FEWEST PENALTY YARDS: 373 HIGHEST HOME ATTENDANCE, TOTAL: 134,368 HIGHEST HOME ATTENDANCE, AVG .: 26,874 HIGHEST TOTAL (ALL GAMES): 373,867	1949 season 2003, 2008 seasons 1947 season 2008 season 1949 season 2002, 2003 seasons 1947 season 2000 season 1975 season 2002 season 1960 season 1988 season 1938 season 1988 season 1968 season 1999 season (five games) 1999 season 2009 season	33,976 33,272 32,285 32,255 31,129 30,848 30,734 30,472 30,327 109,837 109,019 107,856 85,322 84,485 80,795 78,236 77,843 76,107 75,769 75,123 72,923 72,317 70,585 67,195 65,907 65,115 63,829 60,913 60,563 60,206 59,679 58,880 55,650 55,140 54,120 53,662 53,480 50,137	Illinois State • (W) Central Michigan (L) Central Michigan (W) Central Michigan (L) Indiana • (L) Central Michigan (L) Western Illinois • (W) Marshall (L) Eastern Illinois • (L)	2001 1989 1988 1980 2007 1983 1994 1999 1996	No. 10 MAC																																																																																																																																																																														
						Note: WMU owns two of the top four home attendance figures in MAC history and five of the top 10 home crowds.																																																																																																																																																																															
						• night games																																																																																																																																																																															
						AWAY (crowds over 50,000)																																																																																																																																																																															
						<table border="0" style="width: 100%;"> <tbody> <tr> <td style="width: 10%;"></td> <td style="width: 10%;">Michigan</td> <td style="width: 10%;">L</td> <td style="width: 10%;"></td> <td style="width: 10%;"></td> <td style="width: 10%;">2001</td> </tr> <tr> <td></td> <td>Michigan</td> <td>L</td> <td></td> <td></td> <td>2009</td> </tr> <tr> <td></td> <td>Michigan</td> <td>L</td> <td></td> <td></td> <td>2002</td> </tr> <tr> <td></td> <td>Florida</td> <td>L</td> <td></td> <td></td> <td>1999</td> </tr> <tr> <td></td> <td>Nebraska</td> <td>L</td> <td></td> <td></td> <td>2008</td> </tr> <tr> <td></td> <td>Notre Dame</td> <td>L</td> <td></td> <td></td> <td>2010</td> </tr> <tr> <td></td> <td>Florida State</td> <td>L</td> <td></td> <td></td> <td>2006</td> </tr> <tr> <td></td> <td>Wisconsin</td> <td>L</td> <td></td> <td></td> <td>2000</td> </tr> <tr> <td></td> <td>Auburn</td> <td>L</td> <td></td> <td></td> <td>1995</td> </tr> <tr> <td></td> <td>Michigan State</td> <td>L</td> <td></td> <td></td> <td>2010</td> </tr> <tr> <td></td> <td>Michigan State</td> <td>L</td> <td></td> <td></td> <td>1980</td> </tr> <tr> <td></td> <td>Michigan State</td> <td>L</td> <td></td> <td></td> <td>2003</td> </tr> <tr> <td></td> <td>Michigan State</td> <td>L</td> <td></td> <td></td> <td>1997</td> </tr> <tr> <td></td> <td>Iowa</td> <td>W</td> <td></td> <td></td> <td>2007</td> </tr> <tr> <td></td> <td>Wisconsin</td> <td>L</td> <td></td> <td></td> <td>1981</td> </tr> <tr> <td></td> <td>Michigan State</td> <td>L</td> <td></td> <td></td> <td>1986</td> </tr> <tr> <td></td> <td>Virginia Tech</td> <td>L</td> <td></td> <td></td> <td>2004</td> </tr> <tr> <td></td> <td>Michigan State</td> <td>L</td> <td></td> <td></td> <td>1985</td> </tr> <tr> <td></td> <td>Florida State</td> <td>L</td> <td></td> <td></td> <td>1991</td> </tr> <tr> <td></td> <td>West Virginia</td> <td>L</td> <td></td> <td></td> <td>2007</td> </tr> <tr> <td></td> <td>Missouri</td> <td>L</td> <td></td> <td></td> <td>1999</td> </tr> <tr> <td></td> <td>Virginia</td> <td>W</td> <td></td> <td></td> <td>2006</td> </tr> <tr> <td></td> <td>Rice *</td> <td>L</td> <td></td> <td></td> <td>2008</td> </tr> <tr> <td></td> <td>Iowa</td> <td>W</td> <td></td> <td></td> <td>2000</td> </tr> <tr> <td></td> <td>Purdue</td> <td>L</td> <td></td> <td></td> <td>2002</td> </tr> <tr> <td></td> <td>Purdue</td> <td>L</td> <td></td> <td></td> <td>1993</td> </tr> <tr> <td></td> <td>Virginia Tech</td> <td>L</td> <td></td> <td></td> <td>2001</td> </tr> <tr> <td></td> <td>Missouri</td> <td>L</td> <td></td> <td></td> <td>2007</td> </tr> <tr> <td></td> <td>South Carolina</td> <td>L</td> <td></td> <td></td> <td>1979</td> </tr> </tbody> </table>			Michigan	L			2001		Michigan	L			2009		Michigan	L			2002		Florida	L			1999		Nebraska	L			2008		Notre Dame	L			2010		Florida State	L			2006		Wisconsin	L			2000		Auburn	L			1995		Michigan State	L			2010		Michigan State	L			1980		Michigan State	L			2003		Michigan State	L			1997		Iowa	W			2007		Wisconsin	L			1981		Michigan State	L			1986		Virginia Tech	L			2004		Michigan State	L			1985		Florida State	L			1991		West Virginia	L			2007		Missouri	L			1999		Virginia	W			2006		Rice *	L			2008		Iowa	W			2000		Purdue	L			2002		Purdue	L			1993		Virginia Tech	L			2001		Missouri	L			2007		South Carolina	L			1979
	Michigan	L			2001																																																																																																																																																																																
	Michigan	L			2009																																																																																																																																																																																
	Michigan	L			2002																																																																																																																																																																																
	Florida	L			1999																																																																																																																																																																																
	Nebraska	L			2008																																																																																																																																																																																
	Notre Dame	L			2010																																																																																																																																																																																
	Florida State	L			2006																																																																																																																																																																																
	Wisconsin	L			2000																																																																																																																																																																																
	Auburn	L			1995																																																																																																																																																																																
	Michigan State	L			2010																																																																																																																																																																																
	Michigan State	L			1980																																																																																																																																																																																
	Michigan State	L			2003																																																																																																																																																																																
	Michigan State	L			1997																																																																																																																																																																																
	Iowa	W			2007																																																																																																																																																																																
	Wisconsin	L			1981																																																																																																																																																																																
	Michigan State	L			1986																																																																																																																																																																																
	Virginia Tech	L			2004																																																																																																																																																																																
	Michigan State	L			1985																																																																																																																																																																																
	Florida State	L			1991																																																																																																																																																																																
	West Virginia	L			2007																																																																																																																																																																																
	Missouri	L			1999																																																																																																																																																																																
	Virginia	W			2006																																																																																																																																																																																
	Rice *	L			2008																																																																																																																																																																																
	Iowa	W			2000																																																																																																																																																																																
	Purdue	L			2002																																																																																																																																																																																
	Purdue	L			1993																																																																																																																																																																																
	Virginia Tech	L			2001																																																																																																																																																																																
	Missouri	L			2007																																																																																																																																																																																
	South Carolina	L			1979																																																																																																																																																																																
						* 2008 Texas Bowl - second highest bowl attendance in MAC history																																																																																																																																																																															
						NCAA RECORDS																																																																																																																																																																															
						SINGLE GAME																																																																																																																																																																															
						MOST RECEIVING YARDS, FRESHMAN: 263, Corey Alston vs. Eastern Michigan, 1997																																																																																																																																																																															
						MOST POINTS SCORED BY KICKING: 24, Mike Prindle vs. Marshall, 1984																																																																																																																																																																															
						MOST FIELD GOALS MADE: 7, Mike Prindle vs. Marshall, 1984																																																																																																																																																																															
						MOST FIELD GOALS ATTEMPTED: 9, Mike Prindle vs. Marshall, 1984																																																																																																																																																																															
						MOST SACKS IN A GAME: 6.0, Ameer Ismail at Ball State, 2006 (T)																																																																																																																																																																															
						CAREER																																																																																																																																																																															
						KICK RETURN YARDS: 3,118, Brandon West, 2006-09																																																																																																																																																																															
						ALL-PURPOSE YARDS: 7,764, Brandon West, 2006-09																																																																																																																																																																															
						(T) Tied record																																																																																																																																																																															
						Source: NCAA Football Records Book																																																																																																																																																																															
						WALDO STADIUM (crowds over 30,000)																																																																																																																																																																															
						<table border="0" style="width: 100%;"> <tbody> <tr> <td style="width: 10%;"></td> <td style="width: 10%;">Indiana State • (W)</td> <td style="width: 10%;">2000</td> <td style="width: 10%;"></td> <td style="width: 10%;"></td> <td style="width: 10%;">No. 3 MAC</td> </tr> <tr> <td></td> <td>Central Michigan • (W)</td> <td>1999</td> <td></td> <td></td> <td>No. 4 MAC</td> </tr> <tr> <td></td> <td>Youngstown State • (W)</td> <td>1999</td> <td></td> <td></td> <td>No. 5 MAC</td> </tr> <tr> <td></td> <td>Northern Illinois • (W)</td> <td>1998</td> <td></td> <td></td> <td>No. 6 MAC</td> </tr> </tbody> </table>			Indiana State • (W)	2000			No. 3 MAC		Central Michigan • (W)	1999			No. 4 MAC		Youngstown State • (W)	1999			No. 5 MAC		Northern Illinois • (W)	1998			No. 6 MAC																																																																																																																																																						
	Indiana State • (W)	2000			No. 3 MAC																																																																																																																																																																																
	Central Michigan • (W)	1999			No. 4 MAC																																																																																																																																																																																
	Youngstown State • (W)	1999			No. 5 MAC																																																																																																																																																																																
	Northern Illinois • (W)	1998			No. 6 MAC																																																																																																																																																																																



100-YARD RUSHING GAMES - BY YEAR



100-YARD GAMES – RUSHING

2010 - 4

Tevin Drake	at Bowling Green	11/26/10	127
Tevin Drake	vs. Kent State	11/20/10	102
Brian Fields	vs. Kent State	11/20/10	132
Brian Fields	vs. Eastern Michigan	11/13/10	107

2008 - 5

Aaron Winchester	vs. Toledo	11/15/08	111
Brandon West	vs. Eastern Michigan	11/1/08	166
Brandon West	vs. Ohio	10/4/08	107
Brandon West	vs. Tennessee Tech	9/20/08	133
Brandon West	vs. Northern Illinois	9/6/08	175

2007 - 6

Mark Bonds	vs. Temple	11/24/07	105
Brandon West	at Iowa	11/17/07	116
Brandon West	Ball State	10/20/07	171
Mark Bonds	Northern Illinois	10/13/07	104
Mark Bonds	at Toledo	9/29/07	143
Brandon West	at Toledo	9/29/07	102

2006 - 6

Brandon West	vs. Cincinnati ^	1/6/07	109
Brandon West	at Central Michigan	11/10/06	117
Mark Bonds	vs. Miami	11/4/06	142
Mark Bonds	at Ball State	10/21/06	132
Mark Bonds	at Virginia	9/16/06	118
Mark Bonds	vs. Toledo	9/9/06	134

2005 - 6

Trovon Riley	vs. Central Michigan	11/12/05	128
Trovon Riley	vs. Eastern Michigan #	11/5/05	151
Trovon Riley	at Bowling Green	10/22/05	120
Trovon Riley	vs. Ball State	10/08/05	148
Trovon Riley	vs. Southern Illinois	9/17/05	150
Mark Bonds	at Virginia	9/3/05	119

2004 - 1

Trovon Riley	vs. Northern Illinois	10/23/04	159
--------------	-----------------------	----------	-----

2003 - 2

Phil Reed	vs. Ball State	11/8/03	109
Phil Reed	at Ohio	9/27/03	115

2002 - 4

Trovon Riley	at Central Michigan	11/23/02	109
Phil Reed	vs. Northern Illinois	10/26/02	226
Phil Reed	at Bowling Green	10/19/02	140
Phil Reed	at Buffalo	10/4/02	142

2001 - 2

Phil Reed	vs. Central Michigan	11/17/01	154
Charles Woods	vs. Akron	10/6/01	138

2000 - 8

Robert Sanford	vs. Eastern Michigan	11/18/00	141
Robert Sanford	at Central Michigan	11/11/00	183
Robert Sanford	vs. Ball State	11/4/00	151
Robert Sanford	vs. Kent State	10/28/00	183
Robert Sanford	vs. Northern Illinois	10/21/00	172
Robert Sanford	at Marshall	10/5/00	203
Robert Sanford	vs. Ohio	9/30/00	124
Robert Sanford	vs. Indiana State	9/16/00	159

1999 - 5

Robert Sanford	at Marshall	12/3/99	163
Robert Sanford	at Akron	10/30/99	111
Robert Sanford	vs. Buffalo	10/16/99	107
Robert Sanford	at Eastern Michigan	10/9/99	134
Robert Sanford	vs. Youngstown State	9/11/99	129

1998 - 5

Darnell Fields	at Ball State	11/7/98	213
Benny Clark	vs. Kent State	10/31/98	168
Darnell Fields	at Central Michigan	10/24/98	137
Darnell Fields	vs. Eastern Michigan	10/17/98	179
Robert Sanford	vs. Northeast Louisiana	10/3/98	205

1997 - 7

Robert Sanford	vs. Northeast Louisiana	11/15/97	112
Robert Sanford	vs. Central Michigan	11/8/97	183
Robert Sanford	at Eastern Michigan	11/1/97	163
Robert Sanford	at Bowling Green	10/11/97	104
Robert Sanford	vs. Ball State	10/4/97	111
Robert Sanford	at Northern Illinois	9/13/97	117
Robert Sanford	vs. Temple	8/28/97	142

1996 - 2

Bruno Heppel	vs. Kent State	11/16/96	152
Bruno Heppel	at Wyoming	10/12/96	171

1995 - 6

Bruno Heppel	vs. Central Michigan	11/18/95	128
Jim Vackaro	vs. Central Michigan	11/18/95	113
Jim Vackaro	at Eastern Michigan	11/11/95	113
Jim Vackaro	vs. Bowling Green	10/28/95	105
Bruno Heppel	at Kent State	9/30/95	171
Bruno Heppel	at Indiana	9/9/95	137

1994 - 5

Jim Vackaro	at SW Louisiana	11/19/94	139
Jim Vackaro	vs. Eastern Michigan	10/22/94	109
Jim Vackaro	at Iowa State	9/17/94	114
Jim Vackaro	vs. Western Illinois	9/8/94	111
David Miller	vs. Western Illinois	9/8/94	101

1993 - 3

Jim Vackaro	at Bowling Green	11/20/93	135
Jim Vackaro	at Kent State	10/2/93	103
Dave Madsen	vs. Miami	9/25/93	101

1992 - 4

Jim Vackaro	at Kent State	10/24/92	170
Jim Vackaro	vs. Eastern Michigan	10/17/92	117
Jim Vackaro	at Toledo	10/10/92	107
Andre Wallace	at Ohio	9/26/92	170

1991 - 5

Corey Sylve	at Central Michigan	11/16/91	105
Corey Sylve	vs. Miami	11/9/91	102
Andre Wallace	at Northern Illinois	10/12/91	162
Andre Wallace	at Ball State	10/5/91	113
Corey Sylve	vs. Kent State	8/31/91	159

1990 - 3

Corey Sylve	at Bowling Green	11/10/90	170
Corey Sylve	vs. Ohio	10/27/90	134
Michael Greene	at Akron	10/6/90	153



100-YARD RUSHING GAMES - BY YEAR



1989 - 4

Michael Greene	at Miami	11/18/89	102
Dan Boggan	at Toledo	11/4/89	147
Dan Boggan	vs. Ohio	10/28/89	158
Dan Boggan	at Ball State	10/21/89	139

1988 - 6

Rob Davis	vs. Ohio	11/19/88	153
Rob Davis	vs. Central Michigan	10/29/88	115
Rob Davis	at Miami	10/3/88	125
Rob Davis	vs. Illinois State	9/17/88	106
Rob Davis	at Toledo	9/10/88	158
Rob Davis	at Wisconsin	9/3/88	136

1987 - 4

Lewis Howard	at Ohio	11/20/87	116
Lewis Howard	vs. Ball State	11/7/87	140
Rob Davis	vs. Toledo	10/3/87	110
Rob Davis	at Bowling Green	9/26/87	109

1986 - 3

Chad Hopkins	vs. Ohio	11/8/86	182
Lewis Howard	vs. Miami	10/16/86	163
Joe Glenn	vs. Long Beach State	9/20/86	108

1985 - 3

Lewis Howard	vs. Eastern Michigan	11/23/85	104
Lewis Howard	at Kent State	11/6/85	188
Otis Cheatham	vs. Toledo	11/2/85	104

1984 - 5

Otis Cheatham	vs. Kent State	11/10/84	147
Jesse Pettaway	at Ball State	10/20/84	167
Lewis Howard	vs. Marshall	9/29/84	153
Otis Cheatham	vs. Central Michigan	9/22/84	100
Otis Cheatham	vs. Miami	9/8/84	219

1983 - 8

Shawn Faulkner	at Kent State	11/12/83	159
Shawn Faulkner	vs. Toledo	11/5/83	118
Shawn Faulkner	at Ohio	10/29/83	173
Shawn Faulkner	vs. Ball State	10/22/83	214
Shawn Faulkner	vs. Bowling Green	10/15/83	174
Shawn Faulkner	at Miami	10/1/83	176
Shawn Faulkner	at Illinois State	9/17/83	166
Shawn Faulkner	at Texas-Arlington	9/10/83	170

1982 - 7

Shawn Faulkner	vs. Ohio	11/13/82	122
Larry Caper	vs. Ohio	11/13/82	113
Larry Caper	at Toledo	11/6/82	182
Shawn Faulkner	vs. Northern Illinois	10/30/82	121
Shawn Faulkner	vs. Miami	10/16/82	128
Shawn Faulkner	vs. Kent State	9/25/82	141
Cliff Reed	at Marshall	9/11/82	115

1981 - 6

Shawn Faulkner	at Ohio	11/14/81	178
Craig Morrow	vs. Toledo	11/7/81	100
Craig Morrow	at Northern Illinois	10/31/81	106
Larry Caper	at Bowling Green	10/3/81	113
Larry Caper	vs. Marshall	9/19/81	191
Larry Caper	at Kent State	9/12/81	121

1980 - 10

Craig Morrow	at Miami	11/19/80	144
Craig Morrow	vs. Ohio	11/1/80	118
Craig Morrow	at Ball State	10/25/80	238
Larry Caper	vs. Toledo	10/18/80	127
Bobby Howard	at Kent State	10/11/80	154
Bobby Howard	at Michigan State	9/27/80	107
Craig Morrow	at Michigan State	9/27/80	100
Bobby Howard	at Illinois State	9/13/80	169
Larry Caper	at Illinois State	9/13/80	155
Bobby Howard	vs. Eastern Michigan	9/6/80	131

1979 - 6

Bobby Howard	at Eastern Michigan	11/17/79	141
Bobby Howard	vs. Ball State	11/10/79	102
Craig Morrow	vs. Miami	11/3/79	135
Larry Caper	vs. Kent State	10/6/79	175
Larry Caper	vs. Bowling Green	9/29/79	118
Larry Caper	vs. Northern Illinois	9/22/79	224

1978 - 10

Jerome Persell	at Marshall	11/4/78	108
Jerome Persell	vs. Eastern Michigan	10/21/78	107
Bobby Howard	vs. Toledo	10/11/78	100
Bobby Howard	at Kent State	10/6/78	166
Jerome Persell	at Kent State	10/6/78	104
Jerome Persell	vs. Bowling Green	9/30/78	209
Jerome Persell	at Miami	9/23/78	226
Jerome Persell	at Northern Illinois	9/16/78	205
Jerome Persell	at Northern Illinois	9/16/78	102
Bobby Howard	vs. Illinois State	9/9/78	101

1977 - 9

Jerome Persell	vs. Ball State	11/12/77	212
Jerome Persell	vs. Miami	11/5/77	123
Jerome Persell	at Ohio	10/29/77	181
Jerome Persell	at Marshall	10/22/77	234
Doug Lincoln	at Marshall	10/22/77	107
Jerome Persell	at Toledo	10/15/77	182
Bobby Howard	vs. Northern Illinois	9/24/77	174
Jerome Persell	vs. Texas-Arlington	9/17/77	128
Keith Rogien	vs. Texas-Arlington	9/17/77	109

1976 - 9

Jerome Persell	vs. Central Michigan	11/20/76	162
Jerome Persell	vs. Ball State	11/13/76	197
Jerome Persell	vs. Ohio	10/30/76	127
Jerome Persell	vs. Marshall	10/23/76	200
Jerome Persell	vs. Toledo	10/16/76	131
Jerome Persell	vs. Bowling Green	10/2/76	186
Jerome Persell	at Northern Illinois	9/18/76	114
Jerome Persell	vs. Eastern Michigan	9/11/76	241
Keith Rogien	vs. Eastern Michigan	9/11/76	144

1975 - 6

Dan Matthews	vs. Eastern Michigan	11/15/75	233
Jim Wenson	vs. Miami	11/8/75	127
Jim Wenson	at Marshall	10/25/75	125
Jim Wenson	at Toledo	10/18/75	104
Jim Wenson	vs. Kent State	10/11/75	132
Jim Wenson	vs. Akron	9/13/75	143

1974 - 4

Dan Matthews	at Long Beach State	11/16/74	117
Dan Matthews	vs. Central Michigan	11/9/74	108



100-YARD RUSHING/RECEIVING GAMES - BY YEAR



Dan Matthews at Marshall 10/19/74 138
 Dan Matthews at Northern Illinois 9/21/74 202

1973 - 3

Dan Matthews vs. Ball State 11/10/73 101
 Larry Cates vs. Marshall 10/20/73 101
 Paul Jorgensen vs. Northern Illinois 9/22/73 128

1972 - 5

Joe Wade vs. Ohio 10/28/72 110
 Rob Miller vs. Ohio 10/28/72 121
 Larry Cates vs. Toledo 10/14/72 138
 Larry Cates at Kent State 10/7/72 137
 Larry Cates vs. Long Beach St. 9/9/72 138

1971 - 4

Larry Cates at Ohio 10/30/71 150
 Larry Cates vs. Kent State 10/9/71 150
 Larry Cates vs. Northern Illinois 9/25/71 146
 Richard Lawson at Marshall 10/23/71 105

1970 - 8

Richard Lawson vs. Northern Illinois 11/14/70 165
 Richard Lawson at Buffalo 11/7/70 168
 Richard Lawson vs. Ohio 10/31/70 145
 Reggie Hinton vs. Ohio 10/31/70 102
 Richard Lawson vs. Marshall 10/24/70 132
 Richard Lawson vs. Kent State 10/10/70 149
 Bob Ezelle vs. Bowling Green 10/3/70 123
 Richard Lawson at Central Michigan 9/12/70 198

1969 - 5

Paul Schneider at Northern Illinois 11/15/69 140
 Ted Grignon at Northern Illinois 11/15/69 115
 Ted Grignon vs. West Texas State 11/8/69 140
 Paul Schneider vs. Marshall 10/25/69 102
 Bob Ezelle vs. Central Michigan 9/13/69 114

1968 - 3

Ken Woodside at Marshall 10/26/68 107
 Ken Woodside vs. Toledo 10/19/68 108
 Ken Woodside at Kent State 10/12/68 130

1967 - 1

Tim Marjerle vs. Marshall 10/28/67 131

1966 - 1

Tim Marjerle vs. Ohio 11/5/66 205

1963 - 2

George Archer at Ohio 11/9/63 100
 Al Wing at Central Michigan 9/28/63 115

played at Ford Field
 ^ bowl game

Records through 1961 season

100-YARD GAME— RECEIVING

2010 - 12

Jordan White at Bowling Green 11/26/10 110
 Jordan White vs. Eastern Michigan 11/13/10 134
 Juan Nunez vs. Eastern Michigan 11/13/10 110
 Juan Nunez at Central Michigan 11/5/10 133

Jordan White at Central Michigan 11/5/10 119
 Jordan White vs. Northern Illinois 10/30/10 180
 Jordan White at Akron 10/23/10 168
 Juan Nunez at Akron 10/23/10 192
 Juan Nunez at Notre Dame 10/16/10 103
 Juan Nunez vs. Toledo 9/18/10 100
 Jordan White vs. Toledo 9/18/10 170
 Jordan White vs. Nicholls State 9/11/10 130

2009 - 5

Jordan White vs. Ball State 11/24/09 121
 Jordan White at Eastern Michigan 11/14/09 140
 Jordan White at Toledo 10/10/09 117
 Jordan White vs. Hofstra 9/26/09 101
 Juan Nunez at Michigan 9/5/09 151

2008 - 10

Jamarko Simmons vs. Illinois 11/8/08 174
 Jamarko Simmons vs. Eastern Michigan 11/1/08 128
 Juan Nunez at Central Michigan 10/18/08 145
 Schneider Julien at Central Michigan 10/18/08 128
 Jamarko Simmons at Central Michigan 10/18/08 118
 Schneider Julien at Buffalo 10/11/08 111
 Jamarko Simmons at Buffalo 10/11/08 103
 Jamarko Simmons vs. Tennessee Tech 9/20/08 115
 Jamarko Simmons vs. Northern Illinois 9/6/08 102
 Branden Ledbetter at Nebraska 8/30/08 123

2007 - 7

Herb Martin vs. Temple 11/24/07 100
 Branden Ledbetter vs. Central Michigan 11/6/07 124
 Jamarko Simmons vs. Ball State 10/20/07 110
 Jamarko Simmons vs. Akron 10/6/07 172
 Jamarko Simmons vs. Indiana 9/7/07 158
 Jamarko Simmons at West Virginia 9/1/07 144
 Jamarko Simmons vs. Cincinnati ^ 1/6/07 172

2006 - 2

Branden Ledbetter vs. Miami 11/4/06 101
 Jamarko Simmons at Florida State 11/18/06 123

2005 - 8

Greg Jennings vs. Central Michigan 11/12/05 171
 Greg Jennings vs. Eastern Michigan # 11/5/05 103
 Tony Scheffler vs. Kent State 10/29/05 131
 Greg Jennings at Bowling Green 10/22/05 162
 Greg Jennings vs. Ball State 10/8/05 244
 Tony Scheffler at Temple 9/24/05 118
 Greg Jennings vs. Southern Illinois 9/17/05 109
 Greg Jennings at Virginia 9/3/05 156

2004 - 6

Tony Scheffler at Marshall 11/20/04 133
 Greg Jennings vs. Miami 11/13/04 155
 Greg Jennings at Central Michigan 10/30/04 167
 Greg Jennings vs. Northern Illinois 10/23/04 127
 Greg Jennings vs. Eastern Michigan 10/16/04 142
 Greg Jennings vs. Toledo 10/9/04 129

2003 - 12

Kendrick Mosley at Toledo 11/22/03 130
 Greg Jennings vs. Central Michigan 11/15/03 204
 Kendrick Mosley vs. Ball State 11/8/03 117
 Kendrick Mosley at Connecticut 11/1/03 160
 Greg Jennings at Connecticut 11/1/03 164

100-YARD RECEIVING GAMES - BY YEAR



Kendrick Mosley	vs. Bowling Green	10/11/03	141
Greg Jennings	at Eastern Michigan	10/4/03	117
Greg Jennings	at Ohio	9/27/03	103
Kendrick Mosley	at Ohio	9/27/03	104
Antonio Thomas	vs. William & Mary	9/5/03	139
Greg Jennings	vs. William & Mary	9/5/03	126
Greg Jennings	at Michigan State	8/30/03	107

2002 - 3

Jermaine Lewis	vs. Eastern Michigan	11/9/02	101
Jermaine Lewis	at Bowling Green	10/19/02	104
Jermaine Lewis	vs. Indiana State	8/29/02	120

2001 - 2

Josh Bush	vs. Akron	10/6/01	125
Josh Bush	vs. Illinois State	8/30/01	122

2000 - 3

Steve Neal	vs. Ohio	9/30/00	113
Steve Neal	vs. Indiana State	9/16/00	110
Steve Neal	at Iowa	9/9/00	114

1999 - 10

Steve Neal	at Marshall	12/3/99	105
Steve Neal	at Toledo	11/20/99	114
Corey Alston	at Akron	10/30/99	123
Steve Neal	vs. Buffalo	10/16/99	122
Steve Neal	at Eastern Michigan	10/9/99	167
Corey Alston	vs. Central Michigan	10/2/99	130
Corey Alston	vs. Youngstown State	9/11/99	102
Steve Neal	at Florida	9/4/99	166
Micah Zuhl	at Florida	9/4/99	110
Corey Alston	at Florida	9/4/99	105

1998 - 9

Mike Hutchings	at Ball State	11/7/98	120
Corey Alston	vs. Kent State	10/31/98	120
Mike Hutchings	vs. Eastern Michigan	10/17/98	161
Steve Neal	vs. Eastern Michigan	10/17/98	184
Steve Neal	vs. Northeast Louisiana	10/3/98	153
Steve Neal	vs. Ohio	9/26/98	127
Steve Neal	at Indiana	9/12/98	151
Jake Moreland	vs. Northern Illinois	9/3/98	113
Steve Neal	vs. Northern Illinois	9/3/98	127

1997 - 3

Steve Neal	vs. Northeast Louisiana	11/15/97	124
Corey Alston	at Eastern Michigan	11/1/97	263*
Corey Alston	at Bowling Green	10/11/97	100

1996 - 4

Tony Knox	at Wyoming	10/12/96	174
Sean Riley	at Central Michigan	9/21/96	113
Sean Riley	vs. Eastern Michigan	9/14/96	120
Tony Knox	at West Virginia	9/7/96	163

1995 - 1

Ryan Sylvester	vs. Central Michigan	11/18/95	120
----------------	----------------------	----------	-----

1994 - 4

Andre Wallace	at Toledo	11/12/94	123
William Atwater	at Ball State	10/15/94	103
Larry Johnson	at Iowa State	9/17/94	128
Jim Vackaro	at Miami	9/3/94	151

1993 - 1

Andre Wallace	at Ohio	11/6/93	123
---------------	---------	---------	-----

1992 - 5

Ulric King	at Toledo	10/10/92	100
John Morton	vs. Ball State	10/3/92	120
Ulric King	vs. Akron	9/19/92	169
John Morton	at TCU	9/12/92	141
John Morton	at Bowling Green	9/3/92	112

1991 - 2

John Morton	vs. Miami	11/9/91	137
John Morton	at Northern Illinois	10/12/91	115

1990 - 8

Allan Boyko	vs. Miami	11/17/90	115
Allan Boyko	at Bowling Green	11/10/90	120
Ulric King	vs. Toledo	11/3/90	114
Paul Agema	vs. Ohio	10/27/90	115
Allan Boyko	vs. Ball State	10/20/90	114
Paul Agema	at Central Michigan	10/13/90	101
Paul Agema	at Akron	10/6/90	125
Allan Boyko	vs. Kent State	9/22/90	150

1989 - 1

Allan Boyko	vs. Bowling Green	11/11/89	102
-------------	-------------------	----------	-----

1988 - 9

Allan Boyko	vs. Fresno State ^	12/10/88	120
Robert Oliver	vs. Fresno State ^	12/10/88	119
Bruce Boyko	vs. Ohio	11/19/88	100
Robert Oliver	at Eastern Michigan	10/22/88	111
Allan Boyko	at Eastern Michigan	10/22/88	104
Robert Oliver	at Miami	10/3/88	108
Robert Oliver	vs. Bowling Green	10/1/88	147
Jamie Hence	vs. Bowling Green	10/1/88	120
Robert Oliver	vs. Illinois State	9/17/88	112

1987 - 5

Jamie Hence	at Ohio	11/20/87	181
Bruce Boyko	vs. Ball State	11/7/87	116
Jamie Hence	at Central	10/31/87	162
Jamie Hence	vs. Eastern	10/24/87	138
Jamie Hence	at Illinois State	9/12/87	100

1986 - 1

Kelly Spielmaker	at Eastern Michigan	9/6/86	103
------------------	---------------------	--------	-----

1985 - 2

Paul Sorce	at Ohio	11/9/85	102
Paul Sorce	at Miami	10/19/85	100

1984 - 2

Cliff Reed	at Ball State	10/20/84	102
Kelly Spielmaker	vs. Illinois State	9/15/84	105

1983 - 1

Kelly Spielmaker	vs. Toledo	11/5/83	186
------------------	------------	---------	-----

1981 - 1

Bob Phillips	at Ohio	11/14/81	203
--------------	---------	----------	-----

1967 - 2

Marty Barski	vs. Marshall	10/28/67	115
Marty Barski	at Arkansas State	9/23/67	145



100-YARD RECEIVING/300-YARD PASSING GAMES - BY YEAR



1966 - 2				Jeff Welsh	vs. Illinois State	8/30/01	330
Bill Devine	vs. Kent State	10/16/66	110	2000 - 1			
Gary Crain	vs. Central Michigan	9/24/66	107	Jeff Welsh	vs. Ohio	9/30/00	332
1961 - 1				1999 - 6			
Dennis Holland	vs. Utah State	11/11/61	119	Tim Lester	at Toledo	11/20/99	342
# played at Ford Field				Tim Lester	at Akron	10/30/99	373
^ bowl game				Tim Lester	vs. Buffalo	10/16/99	407
* school record				Tim Lester	at Eastern Michigan	10/9/99	303
				Tim Lester	vs. Youngstown State	9/11/99	316
				Tim Lester	at Florida	9/4/99	405
Records through 1961				1998 - 7			
300-YARD GAMES — PASSING				Tim Lester	vs. Bowling Green	11/14/98	435
2010-4				Tim Lester	vs. Kent State	10/31/98	312
Alex Carder	vs. Eastern Michigan	11/13/10	349	Tim Lester	vs. Eastern Michigan	10/17/98	432
Alex Carder	vs. Northern Illinois	10/30/10	360	Tim Lester	vs. Ohio	9/26/98	376
Alex Carder	at Akron	10/23/10	372	Tim Lester	at Toledo	9/19/98	310
Alex Carder	vs. Toledo	9/18/10	403	Tim Lester	at Indiana	9/12/98	371
				Tim Lester	vs. Northern Illinois	9/3/98	377
2009-4				1997 - 1			
Tim Hiller	vs. Ball State	11/24/09	354	Tim Lester	vs. Ball State	10/4/97	303
Tim Hiller	vs. Buffalo	10/24/09	350	1996 - 2			
Tim Hiller	vs. Central Michigan	10/17/09	410	Tim Lester	at Wyoming	10/12/96	391
Tim Hiller	vs. Hofstra	9/26/09	338	Tim Lester	at Central Michigan	9/21/96	354
2008 - 7				1994 - 2			
Tim Hiller	at Nebraska	8/30/08	342	Jay McDonagh	at Ball State	10/15/94	316
Tim Hiller	vs. Tennessee Tech	9/20/08	333	Jay McDonagh	at Miami	9/3/94	328
Tim Hiller	vs. Ohio	10/4/08	347	1992 - 1			
Tim Hiller	at Buffalo	10/11/08	345	Brad Tayles	at TCU	9/12/92	336
Tim Hiller	at Central Michigan	10/18/08	471 *	1989 - 1			
Tim Hiller	vs. Eastern Michigan	11/1/08	339	Brad Tayles	vs. Louisiana Tech	9/9/89	316
Tim Hiller	vs. Illinois	11/8/08	301	1988 - 4			
2007 - 4				Tony Kimbrough	vs. Fresno State ^	12/10/88	366
Tim Hiller	at Iowa	11/17/07	367	Tony Kimbrough	at Eastern Michigan	10/22/88	320
Tim Hiller	vs. Central Michigan	11/6/07	311	Tony Kimbrough	at Miami	10/3/88	372
Tim Hiller	vs. Akron	10/6/07	375	Tony Kimbrough	vs. Bowling Green	10/1/88	370
Tim Hiller	vs. Indiana	9/7/07	343	1987 - 3			
2005 - 1				Tony Kimbrough	at Ohio	11/20/87	307
Tim Hiller	vs. Ball State	10/5/05	308	Tony Kimbrough	vs. Eastern	10/24/87	336
2004 - 2				Dave Kruse	vs. Northern Illinois	9/19/87	325
Blayne Baggett	at Marshall	11/20/04	329	1985 - 1			
Ryan Cubit	vs. Eastern Michigan	10/16/04	338	Chris Conklin	vs. Ball State	10/26/85	315
2003 - 6				* school record			
Jon Drach	vs. Central Michigan	11/15/03	348	^ bowl game			
Jon Drach	at Connecticut	11/1/03	391	**Records through 1961 season**			
Chad Munson	vs. Bowling Green	10/11/03	330				
Chad Munson	at Ohio	9/27/03	315				
Chad Munson	vs William & Mary	9/5/03	450				
Chad Munson	at Michigan State	8/30/03	333				
2002 - 2							
Chad Munson	at Bowling Green	10/19/02	328				
Chad Munson	vs. Central Florida	10/12/02	306				
2001 - 4							
Jeff Welsh	vs. Bowling Green	10/13/01	333				
Jeff Welsh	vs. Akron	10/6/01	353				
Jeff Welsh	at Michigan	9/22/01	374				



100-YARD RUSHING GAMES - BY PLAYER



100-yard Games-Rushing

Name	Opponent	Date	Yards
Robert Sanford	vs. Eastern Michigan	11/18/00	141
Robert Sanford	at Central Michigan	11/11/00	183
Robert Sanford	vs. Ball State	11/4/00	151
Robert Sanford	vs. Kent State	10/28/00	183
Robert Sanford	vs. Northern Illinois	10/21/00	172
Robert Sanford	at Marshall	10/5/00	203
Robert Sanford	vs. Ohio	9/30/00	124
Robert Sanford	vs. Indiana State	9/16/00	159
Robert Sanford	at Marshall	12/3/99	163
Robert Sanford	at Akron	10/30/99	111
Robert Sanford	vs. Buffalo	10/16/99	107
Robert Sanford	at Eastern Michigan	10/9/99	134
Robert Sanford	vs. Youngstown State	9/11/99	129
Robert Sanford	vs. Northeast Louisiana	10/3/98	205
Robert Sanford	vs. Northeast Louisiana	11/15/97	112
Robert Sanford	vs. Central Michigan	11/8/97	183
Robert Sanford	at Eastern Michigan	11/1/97	163
Robert Sanford	at Bowling Green	10/11/97	104
Robert Sanford	vs. Ball State	10/4/97	111
Robert Sanford	at Northern Illinois	9/13/97	117
Robert Sanford	vs. Temple	8/28/97	142

Total (Single Season) 8 (2000)
Total (Career) 21

Jerome Persell	at Marshall	11/4/78	108
Jerome Persell	vs. Eastern Michigan	10/21/78	107
Jerome Persell	at Kent State	10/6/78	104
Jerome Persell	vs. Bowling Green	9/30/78	209
Jerome Persell	at Miami	9/23/78	226
Jerome Persell	at Northern Illinois	9/16/78	205
Jerome Persell	at Northern Illinois	9/16/78	102
Jerome Persell	vs. Ball State	11/12/77	212
Jerome Persell	vs. Miami	11/5/77	123
Jerome Persell	at Ohio	10/29/77	181
Jerome Persell	at Marshall	10/22/77	234
Jerome Persell	at Toledo	10/15/77	182
Jerome Persell	vs. Texas-Arlington	9/17/77	128
Jerome Persell	vs. Central Michigan	11/20/76	162
Jerome Persell	vs. Ball State	11/13/76	197
Jerome Persell	vs. Ohio	10/30/76	127
Jerome Persell	vs. Marshall	10/23/76	200
Jerome Persell	vs. Toledo	10/16/76	131
Jerome Persell	vs. Bowling Green	10/2/76	186
Jerome Persell	at Northern Illinois	9/18/76	114
Jerome Persell	vs. Eastern Michigan	9/11/76	241

Total (Single Season) 8 (1976)
Total (Career) 21

Brandon West	vs. Hofstra	9/26/09	153
Brandon West	at Toledo	10/10/09	133
Brandon West	at Eastern Michigan	11/14/09	140
Brandon West	vs. Ball State	11/24/09	102
Brandon West	vs. Eastern Michigan	11/1/08	166
Brandon West	vs. Ohio	10/4/08	107
Brandon West	vs. Tennessee Tech	9/20/08	133
Brandon West	vs. Northern Illinois	9/6/08	175
Brandon West	at Iowa	11/17/07	116
Brandon West	Ball State	10/20/07	171
Brandon West	at Toledo	9/29/07	102
Brandon West	vs. Cincinnati ^	1/6/07	109
Brandon West	at Central Michigan	11/10/06	117

Total (Single Season) 4 (3x - 2007, 2008, 2009)
Total (Career) 13

Shawn Faulkner	at Kent State	11/12/83	159
Shawn Faulkner	vs. Toledo	11/5/83	118
Shawn Faulkner	at Ohio	10/29/83	173
Shawn Faulkner	vs. Ball State	10/22/83	214

Shawn Faulkner	vs. Bowling Green	10/15/83	174
Shawn Faulkner	at Miami	10/1/83	176
Shawn Faulkner	at Illinois State	9/17/83	166
Shawn Faulkner	at Texas-Arlington	9/10/83	170
Shawn Faulkner	vs. Ohio	11/13/82	122
Shawn Faulkner	vs. Northern Illinois	10/30/82	121
Shawn Faulkner	vs. Miami	10/16/82	128
Shawn Faulkner	vs. Kent State	9/25/82	141
Shawn Faulkner	at Ohio	11/14/81	178

Total (Single Season) 8 (1983)
Total (Career) 13

Jim Vackaro	vs. Central Michigan	11/18/95	113
Jim Vackaro	at Eastern Michigan	11/11/95	113
Jim Vackaro	vs. Bowling Green	10/28/95	105
Jim Vackaro	at Southwestern Louisiana	11/19/94	139
Jim Vackaro	vs. Eastern Michigan	10/22/94	109
Jim Vackaro	at Iowa State	9/17/94	114
Jim Vackaro	vs. Western Illinois	9/8/94	111
Jim Vackaro	at Bowling Green	11/20/93	135
Jim Vackaro	at Kent State	10/2/93	103
Jim Vackaro	at Kent State	10/24/92	170
Jim Vackaro	vs. Eastern Michigan	10/17/92	117
Jim Vackaro	at Toledo	10/10/92	107

Total (Single Season) 4 (1994)
Total (Career) 12

Larry Caper	vs. Ohio	11/13/82	113
Larry Caper	at Toledo	11/6/82	182
Larry Caper	at Bowling Green	10/3/81	113
Larry Caper	vs. Marshall	9/19/81	191
Larry Caper	at Kent State	9/12/81	121
Larry Caper	vs. Toledo	10/18/80	127
Larry Caper	at Illinois State	9/13/80	155
Larry Caper	vs. Kent State	10/6/79	175
Larry Caper	vs. Bowling Green	9/29/79	118
Larry Caper	vs. Northern Illinois	9/22/79	224

Total (Single Season) 3 (1981, 1979)
Total (Career) 10

Bobby Howard	at Kent State	10/11/80	154
Bobby Howard	at Michigan State	9/27/80	107
Bobby Howard	at Illinois State	9/13/80	169
Bobby Howard	vs. Eastern Michigan	9/6/80	131
Bobby Howard	at Eastern Michigan	11/17/79	141
Bobby Howard	vs. Ball State	11/10/79	102
Bobby Howard	vs. Toledo	10/11/78	100
Bobby Howard	at Kent State	10/6/78	166
Bobby Howard	vs. Illinois State	9/9/78	101
Bobby Howard	vs. Northern Illinois	9/24/77	174

Total (Single Season) 4 (1980)
Total (Career) 10

Mark Bonds	vs. Temple	11/24/07	105
Mark Bonds	Northern Illinois	10/13/07	104
Mark Bonds	at Toledo	9/29/07	143
Mark Bonds	vs. Miami	11/4/06	142
Mark Bonds	at Ball State	10/21/06	132
Mark Bonds	at Virginia	9/16/06	118
Mark Bonds	vs. Toledo	9/9/06	134
Mark Bonds	at Virginia	9/3/05	119

Total (Single Season) 4 (2006)
Total (Career) 8

Rob Davis	vs. Ohio	11/19/88	153
Rob Davis	vs. Central Michigan	10/29/88	115
Rob Davis	at Miami	10/3/88	125
Rob Davis	vs. Illinois State	9/17/88	106
Rob Davis	at Toledo	9/10/88	158





100-YARD RUSHING GAMES - BY PLAYER

Rob Davis	at Wisconsin	9/3/88	136	Dan Matthews	at Marshall	10/19/74	138
Rob Davis	vs. Toledo	10/3/87	110	Dan Matthews	at Northern Illinois	9/21/74	202
Rob Davis	at Bowling Green	9/26/87	109	Dan Matthews	vs. Ball State	11/10/73	101
Total (Single Season)	6 (1988)			Total (Single Season)	4 (1974)		
Total (Career)	8			Total (Career)	6		
Trovon Riley	vs. Central Michigan	11/12/05	128	Bruno Heppel	vs. Kent State	11/16/96	152
Trovon Riley	vs. Eastern Michigan #	11/5/05	151	Bruno Heppel	at Wyoming	10/12/96	171
Trovon Riley	at Bowling Green	10/22/05	120	Bruno Heppel	vs. Central Michigan	11/18/95	128
Trovon Riley	vs. Ball State	10/08/05	148	Bruno Heppel	at Kent State	9/30/95	171
Trovon Riley	vs. Southern Illinois	9/17/05	150	Bruno Heppel	at Indiana	9/9/95	137
Trovon Riley	vs. Northern Illinois	10/23/04	159				
Trovon Riley	at Central Michigan	11/23/02	109	Total (Single Season)	3 (1995)		
Total (Single Season)	5 (2005)			Total (Career)	5		
Total (Career)	7			Corey Sylve	at Central Michigan	11/16/91	105
Craig Morrow	vs. Toledo	11/7/81	100	Corey Sylve	vs. Miami	11/9/91	102
Craig Morrow	at Northern Illinois	10/31/81	106	Corey Sylve	vs. Kent State	8/31/91	159
Craig Morrow	at Miami	11/19/80	144	Corey Sylve	at Bowling Green	11/10/90	170
Craig Morrow	vs. Ohio	11/1/80	118	Corey Sylve	vs. Ohio	10/27/90	134
Craig Morrow	at Ball State	10/25/80	238				
Craig Morrow	at Michigan State	9/27/80	100	Total (Single Season)	3 (1991)		
Craig Morrow	vs. Miami	11/3/79	135	Total (Career)	5		
Total (Single Season)	4 (1980)			Jim Wenson	vs. Miami	11/8/75	127
Total (Career)	7			Jim Wenson	at Marshall	10/25/75	125
Larry Cates	vs. Marshall	10/20/73	101	Jim Wenson	at Toledo	10/18/75	104
Larry Cates	vs. Toledo	10/14/72	138	Jim Wenson	vs. Kent State	10/11/75	132
Larry Cates	at Kent State	10/7/72	137	Jim Wenson	vs. Akron	9/13/75	143
Larry Cates	vs. Long Beach St.	9/9/72	138				
Larry Cates	at Ohio	10/30/71	150	Total (Single Season)	5 (1975)		
Larry Cates	vs. Kent State	10/9/71	150	Total (Career)	5		
Larry Cates	vs. Northern Illinois	9/25/71	146	Otis Cheatham	vs. Toledo	11/2/85	104
Total (Single Season)	3 (1972, 1971)			Otis Cheatham	vs. Kent State	11/10/84	147
Total (Career)	7			Otis Cheatham	vs. Central Michigan	9/22/84	100
Richard Lawson	at Marshall	10/23/71	105	Otis Cehatham	vs. Miami	9/8/84	219
Richard Lawson	vs. Northern Illinois	11/14/70	165				
Richard Lawson	at Buffalo	11/7/70	168	Total (Single Season)	3 (1984)		
Richard Lawson	vs. Ohio	10/31/70	145	Total (Career)	4		
Richard Lawson	vs. Marshall	10/24/70	132	Darnell Fields	at Ball State	11/7/98	213
Richard Lawson	vs. Kent State	10/10/70	149	Darnell Fields	at Central Michigan	10/24/98	137
Richard Lawson	at Central Michigan	9/12/70	198	Darnell Fields	vs. Eastern Michigan	10/17/98	179
Total (Single Season)	6 (1970)						
Total (Career)	7			Total (Single Season)	3 (1998)		
Phil Reed	vs. Ball State	11/8/03	109	Total (Career)	3		
Phil Reed	at Ohio	9/27/03	115	Andre Wallace	at Ohio	9/26/92	170
Phil Reed	vs. Northern Illinois	10/26/02	226	Andre Wallace	at Northern Illinois	10/12/91	162
Phil Reed	at Bowling Green	10/19/02	140	Andre Wallace	at Ball State	10/5/91	113
Phil Reed	at Buffalo	10/4/02	142				
Phil Reed	vs. Central Michigan	11/17/01	154	Total (Single Season)	2 (1991)		
Total (Single Season)	3 (2002)			Total (Career)	3		
Total (Career)	6			Dan Boggan	at Toledo	11/4/89	147
Lewis Howard	at Ohio	11/20/87	116	Dan Boggan	vs. Ohio	10/28/89	158
Lewis Howard	vs. Ball State	11/7/87	140	Dan Boggan	at Ball State	10/21/89	139
Lewis Howard	vs. Miami	10/16/86	163				
Lewis Howard	vs. Eastern Michigan	11/23/85	104	Total (Single Season)	3 (1989)		
Lewis Howard	at Kent State	11/6/85	188	Total (Career)	3		
Lewis Howard	vs. Marshall	9/29/84	153	Ken Woodside	at Marshall	10/26/68	107
Total (Single Season)	2 (1985, 1987)			Ken Woodside	vs. Toledo	10/19/68	108
Total (Career)	6			Ken Woodside	at Kent State	10/12/68	130
Dan Matthews	vs. Eastern Michigan	11/15/75	233				
Dan Matthews	at Long Beach State	11/16/74	117	Total (Single Season)	3 (1968)		
Dan Matthews	vs. Central Michigan	11/9/74	108	Total (Career)	3		
				Tevin Drake	at Bowling Green	11/26/10	127
				Tevin Drake	vs. Kent State	11/20/10	102
				Total (Season)	2 (2010)		
				Total (Career)	2		





100-YARD RUSHING GAMES - BY PLAYER

Brian Fields	vs. Kent State	11/20/10	132	Total (Single Season)	1 (1986)		
Brian Fields	vs. Eastern Michigan	11/13/10	107	Total (Career)	1		
Total (Season)	2 (2010)			Jesse Pettaway	at Ball State	10/20/84	167
Total (Career)	2			Total (Single Season)	1 (1984)		
Michael Greene	at Akron	10/6/90	153	Total (Career)	1		
Michael Greene	at Miami	11/18/89	102	Cliff Reed	at Marshall	9/11/82	115
Total (Single Season)	1 (1990, 1989)			Total (Single Season)	1 (1982)		
Total (Career)	2			Total (Career)	1		
Bob Ezelle	vs. Bowling Green	10/3/70	123	Doug Lincoln	at Mashall	10/22/77	107
Bob Ezelle	vs. Central Michigan	9/13/69	114	Total (Single Season)	1 (1977)		
Total (Single Season)	1 (1970, 1969)			Total (Career)	1		
Total (Career)	2						
Ted Grignon	at Northern Illinois	11/15/69	115				
Ted Grignon	vs. West Texas State	11/8/69	140				
Total (Single Season)	2 (1969)			Paul Jorgensen	vs. Northern Illinois	9/22/73	128
Total (Career)	2			Total (Single Season)	1 (1973)		
Keith Rogien	vs. Texas-Arlington	9/17/77	109	Total (Career)	1		
Keith Rogien	vs. Eastern Michigan	9/11/76	144	Joe Wade	vs. Ohio	10/28/72	110
Total (Single Season)	1 (1977, 1976)			Total (Single Season)	1 (1972)		
Total (Career)	2			Total (Career)	1		
Paul Schneider	at Northern Illinois	11/15/69	140	Rob Miller	vs. Ohio	10/28/72	121
Paul Schneider	vs. Marshall	10/25/69	102	Total (Single Season)	1 (1972)		
Total (Single Season)	2 (1969)			Total (Career)	1		
Total (Career)	2			Tim Marjerle	vs. Marshall	10/28/67	131
Tim Marjerle	vs. Marshall	10/28/67	131	Tim Marjerle	vs. Ohio	11/5/66	205
Tim Marjerle	vs. Ohio	11/5/66	205	Total (Single Season)	2 (1967, 1966)		
Total (Single Season)	2 (1967, 1966)			Total (Career)	2		
Total (Career)	2			Aaron Winchester	vs. Toledo	11/15/08	111
Aaron Winchester	vs. Toledo	11/15/08	111	Total (Single Season)	1 (2008)		
Total (Single Season)	1 (2008)			Total (Career)	1		
Total (Career)	1			Charles Woods	vs. Akron	10/6/01	138
Charles Woods	vs. Akron	10/6/01	138	Total (Single Season)	1 (2001)		
Total (Single Season)	1 (2001)			Total (Career)	1		
Total (Career)	1			Benny Clark	vs. Kent State	10/31/98	168
Benny Clark	vs. Kent State	10/31/98	168	Total (Single Season)	1 (1998)		
Total (Single Season)	1 (1998)			Total (Career)	1		
Total (Career)	1			David Miller	vs. Western Illinois	9/8/94	101
David Miller	vs. Western Illinois	9/8/94	101	Total (Single Season)	1 (1994)		
Total (Single Season)	1 (1994)			Total (Career)	1		
Total (Career)	1			Dave Madsen	vs. Miami	9/25/93	101
Dave Madsen	vs. Miami	9/25/93	101	Total (Single Season)	1 (1993)		
Total (Single Season)	1 (1993)			Total (Career)	1		
Total (Career)	1			Chad Hopkins	vs. Ohio	11/8/86	182
Chad Hopkins	vs. Ohio	11/8/86	182	Total (Single Season)	1 (1986)		
Total (Single Season)	1 (1986)			Total (Career)	1		
Total (Career)	1			Joe Glenn	vs. Long Beach State	9/20/86	108
Joe Glenn	vs. Long Beach State	9/20/86	108				

played at Ford Field
^ bowl game

Records through 1961 season





100-YARD RECEIVING GAMES - BY PLAYER

100-yard Games- Receiving

Name	Opponent	Date	Yards
Greg Jennings	vs. Central Michigan	11/12/05	171
Greg Jennings	vs. Eastern Michigan #	11/5/05	103
Greg Jennings	at Bowling Green	10/22/05	162
Greg Jennings	vs. Ball State	10/8/05	244
Greg Jennings	vs. Southern Illinois	9/17/05	109
Greg Jennings	at Virginia	9/3/05	156
Greg Jennings	vs. Miami	11/13/04	155
Greg Jennings	at Central Michigan	10/30/04	167
Greg Jennings	vs. Northern Illinois	10/23/04	127
Greg Jennings	vs. Eastern Michigan	10/16/04	142
Greg Jennings	vs. Toledo	10/9/04	129
Greg Jennings	vs. Central Michigan	11/15/03	204
Greg Jennings	at Connecticut	11/1/03	164
Greg Jennings	at Eastern Michigan	10/4/03	117
Greg Jennings	at Ohio	9/27/03	103
Greg Jennings	vs. William & Mary	9/5/03	126
Greg Jennings	at Michigan State	8/30/03	107

Total (Single Season) 6 (2005, 2003)
Total (Career) 17

Steve Neal	vs. Ohio	9/30/00	113
Steve Neal	vs. Indiana State	9/16/00	110
Steve Neal	at Iowa	9/9/00	114
Steve Neal	at Marshall	12/3/99	105
Steve Neal	at Toledo	11/20/99	114
Steve Neal	vs. Buffalo	10/16/99	122
Steve Neal	at Eastern Michigan	10/9/99	167
Steve Neal	at Florida	9/4/99	166
Steve Neal	vs. Eastern Michigan	10/17/98	184
Steve Neal	vs. Northeast Louisiana	10/3/98	153
Steve Neal	vs. Ohio	9/26/98	127
Steve Neal	at Indiana	9/12/98	151
Steve Neal	vs. Northern Illinois	9/3/98	127
Steve Neal	vs. Northeast Louisiana	11/15/97	124

Total (Single Season) 5 (1999, 1998)
Total (Career) 14

Jamarko Simmons	at Buffalo	10/11/08	103
Jamarko Simmons	vs. Tennessee Tech	9/20/08	115
Jamarko Simmons	vs. Northern Illinois	9/6/08	102
Jamarko Simmons	at Central Michigan	10/18/08	118
Jamarko Simmons	vs. Illinois	11/8/08	174
Jamarko Simmons	vs. Eastern Michigan	11/1/08	128
Jamarko Simmons	vs. Ball State	10/20/07	110
Jamarko Simmons	vs. Akron	10/6/07	172
Jamarko Simmons	vs. Indiana	9/7/07	158
Jamarko Simmons	at West Virginia	9/1/07	144
Jamarko Simmons	vs. Cincinnati ^	1/6/07	172
Jamarko Simmons	at Florida State	11/18/06	123

Total (Single Season) 6 (2008)
Total (Career) 12

Jordan White	at Bowling Green	11/26/10	110
Jordan White	vs. Eastern Michigan	11/13/10	134
Jordan White	at Central Michigan	11/5/10	119
Jordan White	vs. Northern Illinois	10/30/10	180
Jordan White	at Akron	10/23/10	168
Jordan White	vs. Toledo	9/18/10	170
Jordan White	vs. Nicholls State	9/11/10	130
Jordan White	vs. Ball State	11/24/09	121
Jordan White	at Eastern Michigan	11/14/09	140
Jordan White	at Toledo	10/10/09	117
Jordan White	vs. Hofstra	9/26/09	101

Total (Season) 7 (2010) *
Total (Career) 11

* WMU Record

Juan Nunez	vs. Eastern Michigan	11/13/10	110
Juan Nunez	a Central Michigan	11/5/10	133
Juan Nunez	at Akron	10/23/10	192
Juan Nunez	at Notre Dame	10/16/10	103
Juan Nunez	vs. Toledo	9/18/10	100
Juan Nunez	at Michigan	9/5/09	151
Juan Nunez	at Central Michigan	10/18/08	145
Total (Season)	5 (2010)		
Total (Career)	7		

Corey Alston	at Akron	10/30/99	123
Corey Alston	vs. Central Michigan	10/2/99	130
Corey Alston	vs. Youngstown State	9/11/99	102
Corey Alston	at Florida	9/4/99	105
Corey Alston	at Eastern Michigan	11/1/97	263*
Corey Alston	at Bowling Green	10/11/97	100
Corey Alston	vs. Kent State	10/31/98	120

Total (Single Season) 4 (1999)
Total (Career) 7

Allan Boyko	vs Miami	11/17/90	115
Allan Boyko	at Bowling Green	11/10/90	120
Allan Boyko	vs. Ball State	10/20/90	114
Allan Boyko	vs. Kent State	9/22/90	150
Allan Boyko	vs. Bowling Green	11/11/89	102
Allan Boyko	vs. Fresno State ^	12/10/88	120
Allan Boyko	at Eastern Michigan	10/22/88	104

Total (Single Season) 4 (1990)
Total (Career) 7

Kendrick Mosley	at Toledo	11/22/03	130
Kendrick Mosley	vs. Ball State	11/8/03	117
Kendrick Mosley	at Connecticut	11/1/03	160
Kendrick Mosley	vs. Bowling Green	10/11/03	141
Kendrick Mosley	at Ohio	9/27/03	104

Total (Single Season) 5 (2003)
Total (Career) 5

John Morton	vs. Ball State	10/3/92	120
John Morton	at TCU	9/12/92	141
John Morton	at Bowling Green	9/3/92	112
John Morton	vs. Miami	11/9/91	137
John Morton	at Northern Illinois	10/12/91	115

Total (Single Season) 3 (1992)
Total (Career) 5

Robert Oliver	vs. Fresno State ^	12/10/88	119
Robert Oliver	at Eastern Michigan	10/22/88	111
Robert Oliver	at Miami	10/3/88	108
Robert Oliver	vs. Bowling Green	10/1/88	147
Robert Oliver	vs. Illinois State	9/17/88	112

Total (Single Season) 5 (1988)
Total (Career) 5

Jamie Hence	vs. Bowling Green	10/1/88	120
Jamie Hence	at Ohio	11/20/87	181
Jamie Hence	at Central	10/31/87	162
Jamie Hence	vs. Eastern	10/24/87	138
Jamie Hence	at Illinois State	9/12/87	100

Total (Single Season) 4 (1987)
Total (Career) 5

Branden Ledbetter	at Nebraska	8/30/08	123
Branden Ledbetter	vs. Central Michigan	11/6/07	124
Branden Ledbetter	vs. Miami	11/4/06	101

Total (Single Season) 1 (2008, 2007, 2006)
Total (Career) 3





100-YARD RECEIVING GAMES - BY PLAYER

Tony Scheffler	vs. Kent State	10/29/05	131	Total (Single Season)	2 (1998)		
Tony Scheffler	at Temple	9/24/05	118	Total (Career)	2		
Tony Scheffler	at Marshall	11/20/04	133				
Total (Single Season)	2 (2005)			Andre Wallace	at Toledo	11/12/94	123
Total (Career)	3			Andre Wallace	at Ohio	11/6/93	123
Jermaine Lewis	vs. Eastern Michigan	11/9/02	101	Total (Single Season)	1 (1994, 1993)		
Jermaine Lewis	at Bowling Green	10/19/02	104	Total (Career)	2		
Jermaine Lewis	vs. Indiana State	8/29/02	120	Bruce Boyko	vs. Ohio	11/19/88	100
Total (Single Season)	3 (2002)			Bruce Boyko	vs. Ball State	11/7/87	116
Total (Career)	3			Total (Single Season)	1 (1988, 1987)		
Ulric King	at Toledo	10/10/92	100	Total (Career)	2		
Ulric King	vs. Akron	9/19/92	169	Paul Sorce	at Ohio	11/9/85	102
Ulric King	vs. Toledo	11/3/90	114	Paul Sorce	at Miami	10/19/85	100
Total (Single Season)	2 (1992)			Total (Single Season)	2 (1985)		
Total (Career)	3			Total (Career)	2		
Paul Agema	vs. Ohio	10/27/90	115	Marty Barski	vs. Marshall	10/28/67	115
Paul Agema	at Central Michigan	10/13/90	101	Marty Barski	at Arkansas State	9/23/67	145
Paul Agema	at Akron	10/6/90	125	Total (Single Season)	2 (1967)		
Total (Single Season)	3 (1990)			Total (Career)	2		
Total (Career)	3			Chleb Ravenell	vs. Ball State	11/24/09	106
Kelly Spielmaker	at Eastern Michigan	9/6/86	103	Total (Single Season)	1 (2009)		
Kelly Spielmaker	vs. Illinois State	9/15/84	105	Total (Career)	1		
Kelly Spielmaker	vs. Toledo	11/5/83	186	Herb Martin	vs. Temple	11/24/07	100
Total (Single Season)	1 (1986, 1984, 1983)			Total (Single Season)	1 (2007)		
Total (Career)	3			Total (Career)	1		
Robert Arnheim	vs. Central Michigan	10/17/09	112	Antonio Thomas	vs. William & Mary	9/5/03	139
Robert Arnheim	vs. Buffalo	10/24/09	107	Total (Single Season)	1 (2003)		
Total (Single Season)	2 (2009)			Total (Career)	1		
Total (Career)	2			Micah Zuhl	at Florida	9/4/99	110
Juan Nunez	at Michigan	9/5/09	151	Total (Single Season)	1 (1999)		
Juan Nunez	at Central Michigan	10/18/08	145	Total (Career)	1		
Total (Single Season)	1 (2009, 2008)			Jake Moreland	vs. Northern Illinois	9/3/98	113
Total (Career)	2			Total (Single Season)	1 (1998)		
Schneider Julien	at Central Michigan	10/18/08	128	Total (Career)	1		
Schneider Julien	at Buffalo	10/11/08	111	Ryan Sylvester	vs. Central Michigan	11/18/95	120
Total (Single Season)	2 (2008)			Total (Single Season)	1 (1995)		
Total (Career)	2			Total (Career)	1		
Josh Bush	vs. Akron	10/6/01	125	William Atwater	at Ball State	10/15/94	103
Josh Bush	vs. Illinois State	8/30/01	122	Total (Single Season)	1 (1994)		
Total (Single Season)	2 (2001)			Total (Career)	1		
Total (Career)	2			Larry Johnson	at Iowa State	9/17/94	128
Tony Knox	at Wyoming	10/12/96	174	Total (Single Season)	1 (1994)		
Tony Knox	at West Virginia	9/7/96	163	Total (Career)	1		
Total (Single Season)	2 (1996)			Sean Riley	at Central Michigan	9/21/96	113
Total (Career)	2			Sean Riley	vs. Eastern Michigan	9/14/96	120
Sean Riley	at Central Michigan	9/21/96	113	Total (Single Season)	2 (1996)		
Sean Riley	vs. Eastern Michigan	9/14/96	120	Total (Career)	2		
Total (Single Season)	2 (1996)			Mike Hutchings	at Ball State	11/7/98	120
Total (Career)	2			Mike Hutchings	vs. Eastern Michigan	10/17/98	161
Mike Hutchings	at Ball State	11/7/98	120	Cliff Reed	at Ball State	10/20/84	102
Mike Hutchings	vs. Eastern Michigan	10/17/98	161				





100-YARD RECEIVING/300-YARD PASSING GAMES - BY PLAYER

Total (Single Season)	1 (1984)			Chad Munson	vs William & Mary	9/5/03	450 *
Total (Career)	1			Chad Munson	at Michigan State	8/30/03	333
				Chad Munson	at Bowling Green	10/19/02	328
				Chad Munson	vs. Central Florida	10/12/02	306
Bob Phillips	at Ohio	11/14/81	203	Total (Single Season)	4 (2003)		
Total (Single Season)	1 (1981)			Total (Career)	6		
Total (Career)	1			Tony Kimbrough	vs. Fresno State ^	12/10/88	366
Bill Devine	vs. Kent State	10/16/66	110	Tony Kimbrough	at Eastern Michigan	10/22/88	320
Total (Single Season)	1 (1966)			Tony Kimbrough	at Miami	10/3/88	372
Total (Career)	1			Tony Kimbrough	vs. Bowling Green	10/1/88	370
				Tony Kimbrough	at Ohio	11/20/87	307
Gary Crain	vs. Central Michigan	9/24/66	107	Tony Kimbrough	vs. Eastern Michigan	10/24/87	336
Total (Single Season)	1 (1966)			Total (Single Season)	4 (1988)		
Total (Career)	1			Total (Career)	6		
Dennis Holland	vs. Utah State	11/11/61	119	Jeff Welsh	vs. Bowling Green	10/13/01	333
Total (Single Season)	1 (1961)			Jeff Welsh	vs. Akron	10/6/01	353
Total (Career)	1			Jeff Welsh	at Michigan	9/22/01	374
				Jeff Welsh	vs. Illinois State	8/30/01	330
# played at Ford Field				Jeff Welsh	vs. Ohio	9/30/00	332
^ bowl game				Total (Single Season)	4 (2001)		
* school record				Total (Career)	5		
Records through 1961				Alex Carder	vs. Eastern Michigan	11/13/10	349
				Alex Carder	vs. Northern Illinois	10/30/10	360
				Alex Carder	at Akron	10/23/10	372
				Alex Carder	vs. Toledo	9/18/10	403
				Total (Career)	4		
				Total (Season)	4 (2010)		
				Jon Drach	vs. Central Michigan	11/15/03	348
				Jon Drach	at Connecticut	11/1/03	391
				Total (Single Season)	2 (2003)		
				Total (Career)	2		
				Jay McDonagh	at Ball State	10/15/94	316
				Jay McDonagh	at Miami	9/3/94	328
				Total (Single Season)	2 (1994)		
				Total (Career)	2		
				Brad Tayles	at TCU	9/12/92	336
				Brad Tayles	vs. Louisiana Tech	9/9/89	316
Total (Single Season)	7 (2008)			Total (Single Season)	1 (1992, 1989)		
Total (Career)	16			Total (Career)	2		
Tim Lester	at Toledo	11/20/99	342	Blayne Baggett	at Marshall	11/20/04	329
Tim Lester	at Akron	10/30/99	373	Total (Single Season)	1 (2004)		
Tim Lester	vs. Buffalo	10/16/99	407	Total (Career)	1		
Tim Lester	at Eastern Michigan	10/9/99	303	Ryan Cubit	vs. Eastern Michigan	10/16/04	338
Tim Lester	vs. Youngstown State	9/11/99	316	Total (Single Season)	1 (2004)		
Tim Lester	at Florida	9/4/99	405	Total (Career)	1		
Tim Lester	vs. Bowling Green	11/14/98	435	Dave Kruse	vs. Northern Illinois	9/19/87	325
Tim Lester	vs. Kent State	10/31/98	312	Total (Single Season)	1 (1987)		
Tim Lester	vs. Eastern Michigan	10/17/98	432	Total (Career)	1		
Tim Lester	vs. Ohio	9/26/98	376	Chris Conklin	vs. Ball State	10/26/85	315
Tim Lester	at Toledo	9/19/98	310	Total (Single Season)	1 (1985)		
Tim Lester	at Indiana	9/12/98	371	Total (Career)	1		
Tim Lester	vs. Northern Illinois	9/3/98	377	* school record			
Tim Lester	vs. Ball State	10/4/97	303				
Tim Lester	at Wyoming	10/12/96	391				
Tim Lester	at Central Michigan	9/21/96	354				
Total (Single Season)	7 (1998)						
Total (Career)	16						
Chad Munson	vs. Bowling Green	10/11/03	330				
Chad Munson	at Ohio	9/27/03	315				



POSTSEASON BOWL GAME RECORDS



RUSHING YARDS

Brandon West	2007	International Bowl	109
Tony Kimbrough	1988	California Bowl	102
Robert Davis	1988	California Bowl	71
Bob White	1961	Aviation Bowl	43
Bill Schlee	1961	Aviation Bowl	28
Karl Toth	1961	Aviation Bowl	10
Dave Cooke	1961	Aviation Bowl	6
Paul Agema	1988	California Bowl	1

RUSHING ATTEMPTS

Brandon West	2007	International Bowl	21
Tony Kimbrough	1988	California Bowl	17
Brandon West	2008	Texas Bowl	15
Robert Davis	1988	California Bowl	15
Bob White	1961	Aviation Bowl	10
Bill Schlee	1961	Aviation Bowl	9
Paul Agema	1988	California Bowl	3
Aaron Winchester	2008	Texas Bowl	2
Karl Toth	1961	Aviation Bowl	2
Schneider Julien	2008	Texas Bowl	1
Glenis Thompson	2008	Texas Bowl	1
Dave Cooke	1961	Aviation Bowl	1

RUSHING TDs

Brandon West	2007	International Bowl	1
Bob White	1961	Aviation Bowl	1
Robert Davis	1988	California Bowl	1
Tony Kimbrough	1988	California Bowl	1

LONGEST RUSH

Robert Davis	1988	California Bowl	51 (TD)
--------------	------	-----------------	---------

PASSING YARDS

Tony Kimbrough	1988	California Bowl	366
Ryan Cubit	2007	International Bowl	260
Ed Chlebeck	1961	Aviation Bowl	207

PASSING ATTEMPTS

Tony Kimbrough	1988	California Bowl	57
Ryan Cubit	2007	International Bowl	43
Tim Hiller	2008	Texas Bowl	42
Ed Chlebeck	1961	Aviation Bowl	33

PASS COMPLETIONS

Tony Kimbrough	1988	California Bowl	24
Ryan Cubit	2007	International Bowl	23
Ed Chlebeck	1961	Aviation Bowl	18

COMPLETION PERCENTAGE

Ryan Cubit	2007	International Bowl	54.7
Ed Chlebeck	1961	Aviation Bowl	54.5
Tony Kimbrough	1988	California Bowl	42.1

PASSING TDs

Tim Hiller	2008	Texas Bowl	2
Tony Kimbrough	1988	California Bowl	2
Ryan Cubit	2007	International Bowl	1
E.J. Biggers	2007	International Bowl	1
Ed Chlebeck	1961	Aviation Bowl	1

INTs

Tony Kimbrough	1988	California Bowl	0
Ed Chlebeck	1961	Aviation Bowl	1

LONGEST COMPLETION

E.J. Biggers	2007	International Bowl	76 (Simmons) (TD)
Tony Kimbrough	1988	California Bowl	55 (A. Boyko) (TD)

RECEIVING YARDS

Jamarko Simmons	2007	International Bowl	172
Allan Boyko	1988	California Bowl	120
Robert Oliver	1988	California Bowl	119
Dennis Holland	1961	Aviation Bowl	114
Paul Agema	1988	California Bowl	53
Allen Schau	1961	Aviation Bowl	47
Bruce Boyko	1988	California Bowl	40

Bill Somerville	1961	Aviation Bowl	36
Robert Davis	1988	California Bowl	20
Dave Cooke	1961	Aviation Bowl	16
David Belle	1988	California Bowl	14
Jim Bednar	1961	Aviation Bowl	10

RECEPTIONS

Jamarko Simmons	2007	International Bowl	13
Robert Oliver	1988	California Bowl	7
Dennis Holland	1961	Aviation Bowl	7
Jamarko Simmons	2008	Texas Bowl	6
Brandon West	2008	Texas Bowl	6
Paul Agema	1988	California Bowl	6
Allan Boyko	1988	California Bowl	5
Dave Cooke	1961	Aviation Bowl	5
Allen Schau	1961	Aviation Bowl	4
Schneider Julien	2008	Texas Bowl	3
Bruce Boyko	1988	California Bowl	3
Juan Nunez	2008	Texas Bowl	2
Robert Davis	1988	California Bowl	2
Louis Delmas	2008	Texas Bowl	1
Kirk Elsworth	2008	Texas Bowl	1
Branden Ledbetter	2008	Texas Bowl	1
David Belle	1988	California Bowl	1
Jim Bednar	1961	Aviation Bowl	1
Bill Somerville	1961	Aviation Bowl	1

RECEIVING TDs

Kirk Elsworth	2008	Texas Bowl	1
Schneider Julien	2008	Texas Bowl	1
Herb Martin	2007	International Bowl	1
Jamarko Simmons	2007	International Bowl	1
Robert Davis	1988	California Bowl	1
Robert Oliver	1988	California Bowl	1
Dave Cooke	1961	Aviation Bowl	1

LONGEST RECEPTION

Jamarko Simmons	2007	International Bowl	76 (TD)
Allan Boyko	1988	California Bowl	55 (TD)

FG ATTEMPTS

Nate Meyer	2007	International Bowl	2
John Creek	1988	California Bowl	2

FG MADE

Nate Meyer	2007	International Bowl	1
John Creek	1988	California Bowl	1

LONGEST FIELD GOAL

Nate Meyer	2007	International Bowl	29
John Creek	1988	California Bowl	29

PUNTS

Bill Stein	1988	California Bowl	9
Jim Laney	2007	International Bowl	7
Ben Armer	2008	Texas Bowl	5
Jim Bednar	1961	Aviation Bowl	4

PUNT AVERAGE

Jim Laney	2007	International Bowl	41.6
Bill Stein	1988	California Bowl	40.6
Ben Armer	2008	Texas Bowl	36.4
Jim Bednar	1961	Aviation Bowl	36.0

LONGEST PUNT

Jim Laney	2007	International Bowl	51
Bill Stein	1988	California Bowl	48

LONGEST KICK OFF RETURN

Allan Boyko	1988	California Bowl	23
-------------	------	-----------------	----

LONGEST PUNT RETURN

Schneider Julien	2008	Texas Bowl	17
Paul Agema	1988	California Bowl	17

TACKLES

Eric Hoffman	1988	California Bowl	15
--------------	------	-----------------	----

Louis Delmas	2008	Texas Bowl	10
Willie Berrios	1988	California Bowl	10
EJ Biggers	2008	Texas Bowl	8
London Fryar	2007	International Bowl	8
Dustin Duclou	2007	International Bowl	7
Paul Tithof	2007	International Bowl	7
C.J. Wilson	2007	International Bowl	7
Sean Mulhearn	1988	California Bowl	7
Joel Smeenge	1988	California Bowl	7
C.J. Wilson	2008	Texas Bowl	6
Paul DeVries	1988	California Bowl	6
Marvin Feenstra	1961	Aviation Bowl	6
Mike Snodgrass	1961	Aviation Bowl	6
Justin Braska	2008	Texas Bowl	5
Cody Cielenski	2008	Texas Bowl	5
Boston McCornell	2008	Texas Bowl	5
Austin Pritchard	2008	Texas Bowl	5
Brian Johnson	1988	California Bowl	5
Ken Reasor	1961	Aviation Bowl	5
Allen Schau	1961	Aviation Bowl	5

TACKLES FOR LOSS

Doug Kraus	1988	California Bowl	3.0
Allen Schau	1961	California Bowl	3.0
Justin Braska	2008	Texas Bowl	2.5
Zach Davidson	2007	International Bowl	2.5
Eric Hoffman	1988	California Bowl	2.0
Joel Smeenge	1988	California Bowl	2.0

SACKS

Justin Braska	2008	Texas Bowl	2.5
Zach Davidson	2007	International Bowl	2.5
Joel Smeenge	1988	California Bowl	2.0
Terry Crews	1988	California Bowl	1.0
Greg Powell	1988	California Bowl	1.0
Allen Schau	1961	Aviation Bowl	1.0

PASS INTERCEPTIONS

Paul Davis	1988	California Bowl	2
Matt Ludeman	2007	International Bowl	1
Paul Tithof	2007	International Bowl	1
Sean Mulhearn	1988	California Bowl	1

LONGEST PASS INTERCEPTION RETURN

Sean Mulhearn	1988	California Bowl	9
---------------	------	-----------------	---

BLOCKED KICKS

Karl Toth	1961	Aviation Bowl	1
-----------	------	---------------	---

TEAM

MOST POINTS	1988	California Bowl	30
LEAST POINTS	1961	Aviation Bowl	12

MOST POINTS ALLOWED	2008	Texas Bowl	38
LEAST POINTS ALLOWED	2007	International Bowl	27

MOST YARDS	1988	California Bowl	503
LEAST YARDS	2008	Texas Bowl	278

MOST YARDS ALLOWED	2008	Texas Bowl	455
LEAST YARDS ALLOWED	1961	Aviation Bowl	339

LARGEST DEFICIT

FIRST HALF	2008	Texas Bowl	24
SECOND HALF	2007	International Bowl	24
SECOND HALF	2008	Texas Bowl	38

LARGEST LEAD

FIRST HALF	NA
SECOND HALF	NA





THE POWER OF GOLD